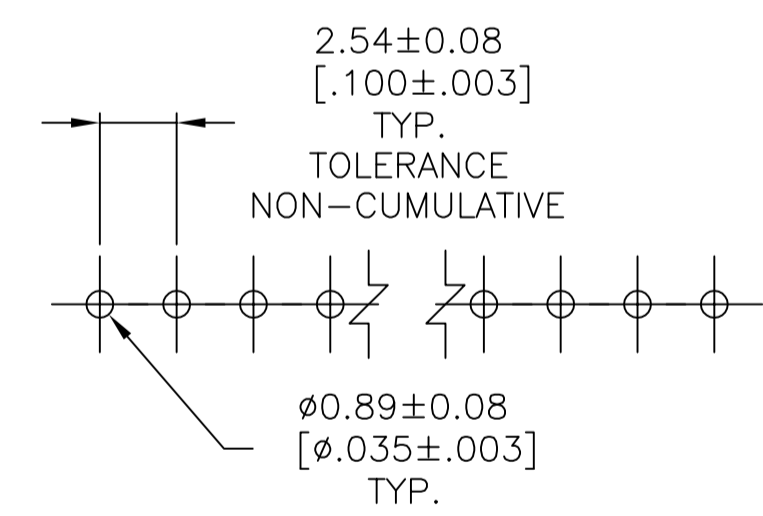
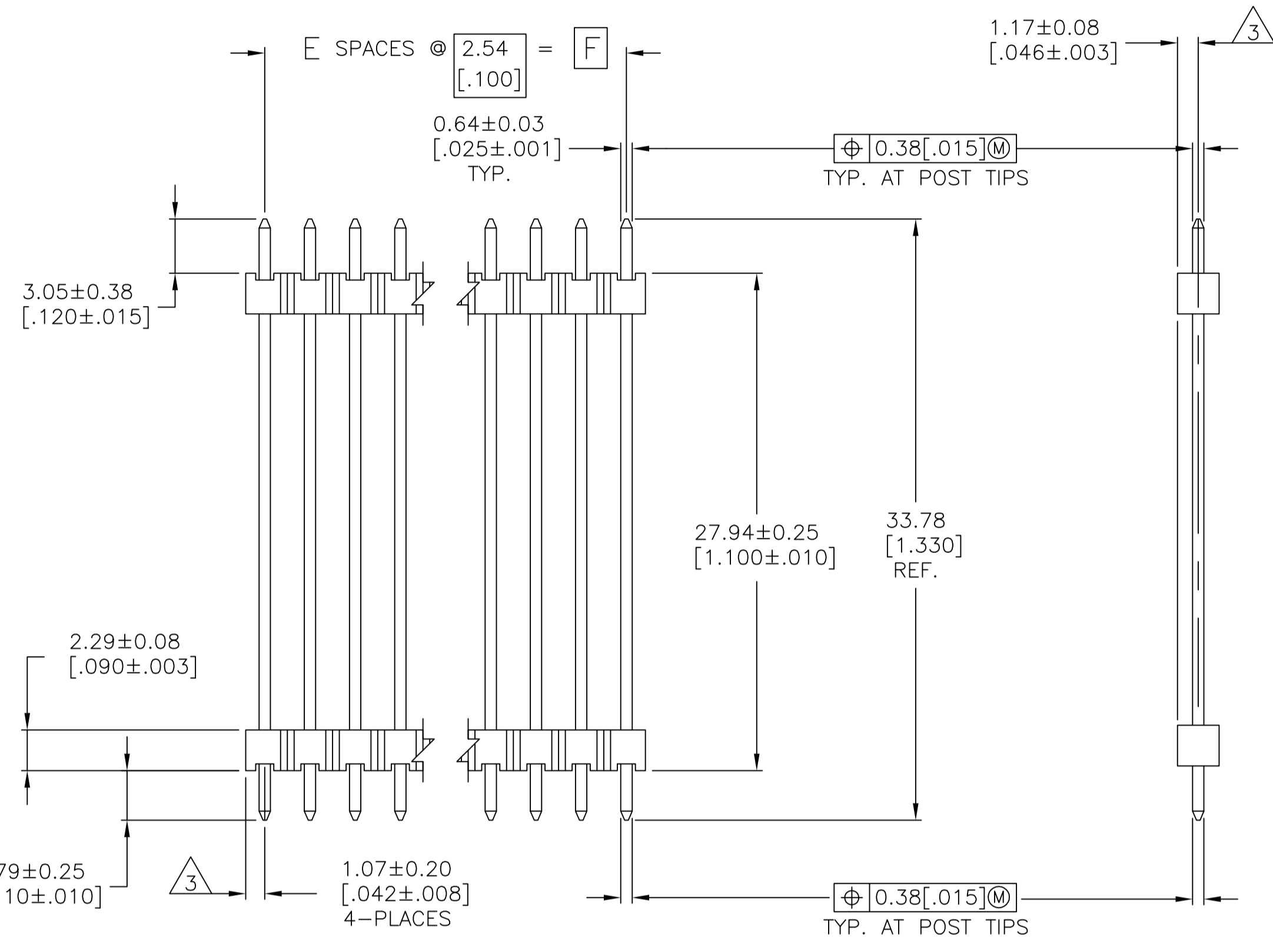
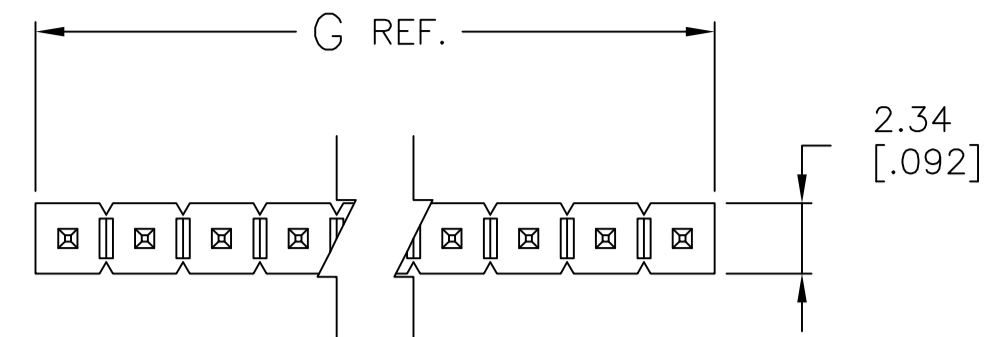


REVISIONS					
P	LTR	DESCRIPTION	DATE	DWN	APVD
A2	REVISED PER	ECO-16-006302	06AUG2016	NK	MM
A3	REVISED PER	ECO-17-011874	16AUG2017	RS	MM



RECOMMENDED HOLE LAYOUT

- ASSEMBLY MAY BE BROKEN TO THE DESIRED NUMBER OF POSITIONS
- TRUE POSITION TOLERANCE OF THE POST TIPS APPLIES WHEN THE HEADER IS HELD FLAT AGAINST THE PRINTED CIRCUIT BOARD
- THE NOTED DIMENSIONS APPLY AT THE INTERSECTION OF THE POST AND HOUSING
- HOUSING: FLAME RETARDANT THERMOPLASTIC; COLOR: BLACK.
- FINISH: 0.00254-0.00508 [0.000100-.000200] BRIGHT TIN-LEAD OVER 0.00127 [0.000050] NICKEL ENTIRE POST.
- FINISH: 0.00254-0.00508 [0.000100-.000200] MATTE TIN OVER 0.00127 [0.000050] NICKEL ENTIRE POST.

PLATING	G	F	E	NO. OF POSITIONS	PART NUMBER
6	101.19 [3.984]	99.06 [3.900]	39	40	9-146477-0
6	98.65 [3.884]	96.52 [3.800]	38	39	8-146477-9
6	96.11 [3.784]	93.98 [3.700]	37	38	8-146477-8
6	93.57 [3.684]	91.44 [3.600]	36	37	8-146477-7
6	91.03 [3.584]	88.90 [3.500]	35	36	8-146477-6
6	88.49 [3.484]	86.36 [3.400]	34	35	8-146477-5
6	85.95 [3.384]	83.82 [3.300]	33	34	8-146477-4
6	83.41 [3.284]	81.28 [3.200]	32	33	8-146477-3
6	80.87 [3.184]	78.74 [3.100]	31	32	8-146477-2
6	78.33 [3.084]	76.20 [3.000]	30	31	8-146477-1
6	75.79 [2.984]	73.66 [2.900]	29	30	8-146477-0
6	73.25 [2.884]	71.12 [2.800]	28	29	7-146477-9
6	70.71 [2.784]	68.58 [2.700]	27	28	7-146477-8
6	68.17 [2.684]	66.04 [2.600]	26	27	7-146477-7
6	65.63 [2.584]	63.50 [2.500]	25	26	7-146477-6
6	63.09 [2.484]	60.96 [2.400]	24	25	7-146477-5
6	60.55 [2.384]	58.42 [2.300]	23	24	7-146477-4
6	58.01 [2.284]	55.88 [2.200]	22	23	7-146477-3
6	55.47 [2.184]	53.34 [2.100]	21	22	7-146477-2
6	52.93 [2.084]	50.80 [2.000]	20	21	7-146477-1
6	50.39 [1.984]	48.26 [1.900]	19	20	7-146477-0
6	47.85 [1.884]	45.72 [1.800]	18	19	6-146477-9
6	45.31 [1.784]	43.18 [1.700]	17	18	6-146477-8
6	42.77 [1.684]	40.64 [1.600]	16	17	6-146477-7
6	40.23 [1.584]	38.10 [1.500]	15	16	6-146477-6
6	37.69 [1.484]	35.56 [1.400]	14	15	6-146477-5
6	35.15 [1.384]	33.02 [1.300]	13	14	6-146477-4
6	32.61 [1.284]	30.48 [1.200]	12	13	6-146477-3
6	30.07 [1.184]	27.94 [1.100]	11	12	6-146477-2
6	27.53 [1.084]	25.40 [1.000]	10	11	6-146477-1
6	24.99 [.984]	22.86 [.900]	9	10	6-146477-0
6	22.45 [.884]	20.32 [.800]	8	9	5-146477-9
6	19.91 [.784]	17.78 [.700]	7	8	5-146477-8
6	17.37 [.684]	15.24 [.600]	6	7	5-146477-7
6	14.83 [.584]	12.70 [.500]	5	6	5-146477-6
6	12.29 [.484]	10.16 [.400]	4	5	5-146477-5
6	9.75 [.384]	7.62 [.300]	3	4	5-146477-4
6	7.21 [.284]	5.08 [.200]	2	3	5-146477-3
6	4.67 [.184]	2.54 [.100]	1	2	5-146477-2
6	2.13 [.084]	-	-	1	5-146477-1

PLATING	G	F	E	NO. OF POSITIONS	PART NUMBER
5	101.19 [3.984]	99.06 [3.900]	39	40	4-146477-0
5	98.65 [3.884]	96.52 [3.800]	38	39	3-146477-9
5	96.11 [3.784]	93.98 [3.700]	37	38	3-146477-8
5	93.57 [3.684]	91.44 [3.600]	36	37	3-146477-7
5	91.03 [3.584]	88.90 [3.500]	35	36	3-146477-6
5	88.49 [3.484]	86.36 [3.400]	34	35	3-146477-5
5	85.95 [3.384]	83.82 [3.300]	33	34	3-146477-4
5	83.41 [3.284]	81.28 [3.200]	32	33	3-146477-3
5	80.87 [3.184]	78.74 [3.100]	31	32	3-146477-2
5	78.33 [3.084]	76.20 [3.000]	30	31	3-146477-1
5	75.79 [2.984]	73.66 [2.900]	29	30	3-146477-0
5	73.25 [2.884]	71.12 [2.800]	28	29	2-146477-9
5	70.71 [2.784]	68.58 [2.700]	27	28	2-146477-8
5	68.17 [2.684]	66.04 [2.600]	26	27	2-146477-7
5	65.63 [2.584]	63.50 [2.500]	25	26	2-146477-6
5	63.09 [2.484]	60.96 [2.400]	24	25	2-146477-5
5	60.55 [2.384]	58.42 [2.300]	23	24	2-146477-4
5	58.01 [2.284]	55.88 [2.200]	22	23	2-146477-3
5	55.47 [2.184]	53.34 [2.100]	21	22	2-146477-2
5	52.93 [2.084]	50.80 [2.000]	20	21	2-146477-1
5	50.39 [1.984]	48.26 [1.900]	19	20	2-146477-0
5	47.85 [1.884]	45.72 [1.800]	18	19	1-146477-9
5	45.31 [1.784]	43.18 [1.700]	17	18	1-146477-8
5	42.77 [1.684]	40.64 [1.600]	16	17	1-146477-7
5	40.23 [1.584]	38.10 [1.500]	15	16	1-146477-6
5	37.69 [1.484]	35.56 [1.400]	14	15	1-146477-5
5	35.15 [1.384]	33.02 [1.300]	13	14	1-146477-4
5	32.61 [1.284]	30.48 [1.200]	12	13	1-146477-3
5	30.07 [1.184]	27.94 [1.100]	11	12	1-146477-2
5	27.53 [1.084]	25.40 [1.000]	10	11	1-146477-1
5	24.99 [.984]	22.86 [.900]	9	10	1-146477-0
5	22.45 [.884]	20.32 [.800]	8	9	146477-9
5	19.91 [.784]	17.78 [.700]	7	8	146477-8
5	17.37 [.684]	15.24 [.600]	6	7	146477-7
5	14.83 [.584]	12.70 [.500]	5	6	146477-6
5	12.29 [.484]	10.16 [.400]	4	5	146477-5
5	9.75 [.384]	7.62 [.300]	3	4	146477-4
5	7.21 [.284]	5.08 [.200]	2	3	146477-3
5	4.67 [.184]	2.54 [.100]	1	2	146477-2
5	2.13 [.084]	-	-	1	146477-1

THIS DRAWING IS A CONTROLLED DOCUMENT.

DIN E BRANDBERG 14-MAR-97
 CHK G DUBNICZKI 14-MAR-97
 APVD G DUBNICZKI 14-MAR-97

TE Connectivity

HEADER ASSEMBLY, MOD II, STACKING, SINGLE ROW, .025 SQ. POST, UNSHROUDED

SCALE 4:1 SHEET 1 OF 1 REV A3