

5-1123723-7 ✓ ACTIVE



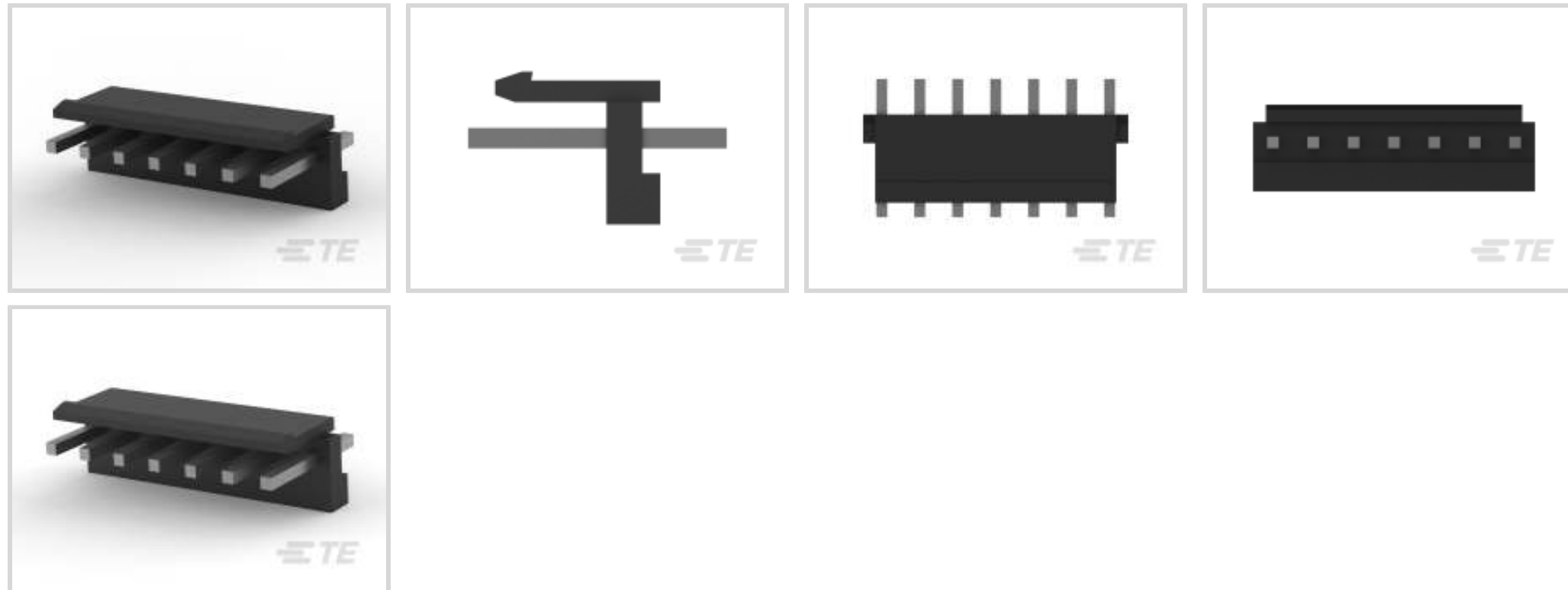
Economy Power

TE Internal #: 5-1123723-7

Rectangular Power Connectors, Header, Plug, Wire-to-Board, 7 Position, 3.96 mm [.156 in] Centerline, Printed Circuit Board, UL 94V-0, Economy Power

[View on TE.com >](#)

Connectors > Power Connectors > Rectangular Power > Rectangular Power Connectors



Rectangular Power Connector Type: **Header**

Connector & Housing Type: **Plug**

Connector System: **Wire-to-Board**

Number of Positions: **7**

Centerline (Pitch): **3.96 mm [.156 in]**

Features

Product Type Features

Header Type	Partially Shrouded
Rectangular Power Connector Type	Header
Connector & Housing Type	Plug
Connector System	Wire-to-Board
Sealable	No
Connector & Contact Terminates To	Printed Circuit Board

Configuration Features

Number of Positions	7
PCB Mount Orientation	Vertical
Number of Power Positions	7
Number of Rows	1

Electrical Characteristics

Operating Voltage	250 VDC
-------------------	---------

Body Features



Connector Profile	Low
-------------------	-----

Contact Features

Mating Post Length	7.7 mm[.3 in]
PCB Contact Termination Area Plating Material Thickness	3.8 – 8.8 μm [150 – 350 μin]
Contact Layout	Inline
Contact Mating Area Plating Material	Tin
Contact Base Material	Brass
Contact Current Rating (Max)	8 A
Contact Retention Within Housing	Without
Contact Type	Pin
PCB Contact Termination Area Plating Material	Tin
Contact Mating Area Plating Material Thickness	1 μm [39.37 μin]

Termination Features

Termination Post & Tail Length	3.43 mm[.135 in]
Termination Method to Printed Circuit Board	Through Hole - Solder

Mechanical Attachment

Mating Retention	With
Mating Alignment	With
PCB Mount Alignment	Without
PCB Mount Retention	Without
Mating Retention Type	Latch
Connector Mounting Type	Board Mount

Housing Features

Centerline (Pitch)	3.96 mm[.156 in]
Housing Color	Black
Housing Material	PBT GF

Dimensions

Connector Height	8.2 mm[.32 in]
PCB Thickness (Recommended)	1.6 mm[.063 in]
Product Width	10.7 mm[.421 in]
Product Length	27.66 mm[1.089 in]

Usage Conditions



Operating Temperature Range	-25 – 105 °C[-13 – 221 °F]
-----------------------------	----------------------------

Operation/Application

Circuit Application	Power
---------------------	-------

Industry Standards

UL Flammability Rating	UL 94V-0
Glow Wire Rating	Standard Part - Not Glow Wire

Packaging Features

Packaging Quantity	1300
Packaging Method	Bag

Product Compliance

[For compliance documentation, visit the product page on TE.com>](#)

EU RoHS Directive 2011/65/EU	Compliant
EU ELV Directive 2000/53/EC	Compliant
China RoHS 2 Directive MIIT Order No 32, 2016	No Restricted Materials Above Threshold
EU REACH Regulation (EC) No. 1907/2006	Current ECHA Candidate List: JUNE 2023 (235) Candidate List Declared Against: JUNE 2023 (235) Does not contain REACH SVHC
Halogen Content	Not Low Halogen - contains Br or Cl > 900 ppm.
Solder Process Capability	Wave solder capable to 265°C

Product Compliance Disclaimer

This information is provided based on reasonable inquiry of our suppliers and represents our current actual knowledge based on the information they provided. This information is subject to change. The part numbers that TE has identified as EU RoHS compliant have a maximum concentration of 0.1% by weight in homogenous materials for lead, hexavalent chromium, mercury, PBB, PBDE, DBP, BBP, DEHP, DIBP, and 0.01% for cadmium, or qualify for an exemption to these limits as defined in the Annexes of Directive 2011/65/EU (RoHS2). Finished electrical and electronic equipment products will be CE marked as required by Directive 2011/65/EU. Components may not be CE marked. Additionally, the part numbers that TE has identified as EU ELV compliant have a maximum concentration of 0.1% by weight in homogenous materials for lead, hexavalent chromium, and mercury, and 0.01% for cadmium, or qualify for an exemption to these limits as defined in the Annexes of Directive 2000/53/EC (ELV). Regarding the REACH Regulation, the information TE provides on SVHC in articles for this part number is based on the latest European Chemicals Agency (ECHA) 'Guidance on requirements for substances in articles' posted at this URL: <https://echa.europa.eu/guidance-documents/guidance-on-reach>

Compatible Parts



TE Part # 1744416-7
7 POS EP II HSG, GLOW WIRE



TE Part # 1123721-2
ECONOMY POWER CONN REC
CONT



TE Part # 5-1123722-7
3.96 EP PLUG HSG 7P(BLACK)



TE Part # 1123721-1
EP CONN. REC CONTACT



TE Part # 5-1565036-6
EP CONN.HDR ASSY 6/7P BLACK W
/O#2


Also in the Series | Economy Power



Connector Contacts(1)




Insertion & Extraction Tools(1)



PCB Headers & Receptacles(162)



PCB Latches, Locks & Retainers(2)



Power Contacts(8)



Rectangular Connector Housings(1)



Rectangular Power Connectors(302)



Wire-to-Board Connector Assemblies
& Housings(142)



Wire-to-Board Connector Contacts(6)

Customers Also Bought



TE Part #640456-5
05P MTA100 HDR ASSY F/L SQ STR




TE Part #3-643813-5
05P MTA100 CONN ASSY POL RIB



TE Part #87756-2
MOD IV RECP PLTD 30 SEL



TE Part #1744429-7
3.96 EP HDR ASSY 7P W/PEGS, GW



TE Part #1586042-2
2P VAL-U-LOK R/A HDR V0



TE Part #8-1393254-1
W92-X112-5=M6/M7/M9/W6/W7



TE Part #3-1393254-0
W91-X112-5=M6/M7/M9/W6/W7



TE Part #8-2176245-2
CRGS1206 5% 5M6



TE Part #20007265-00
PRESS XDCR US342-000002-050PA

Documents

Product Drawings

[3.96 EP HDR ASSY 7P\(BLACK\)](#)

English

CAD Files

[3D PDF](#)

3D

Customer View Model

[ENG_CVM_CVM_5-1123723-7_AD_c-5-1123723-7-ad.2d_dxf.zip](#)

English

Customer View Model

[ENG_CVM_CVM_5-1123723-7_AD_c-5-1123723-7-ad.3d_igs.zip](#)

English

Customer View Model

[ENG_CVM_CVM_5-1123723-7_AD_c-5-1123723-7-ad.3d_stp.zip](#)

English

By downloading the CAD file I accept and agree to the [Terms and Conditions](#) of use.

Datasheets & Catalog Pages



1-1773885-9 Economy Power Connectors

English

Product Specifications

Application Specification

English

Application Specification

Japanese

Application Specification

English

Product Environmental Compliance

TE Material Declaration

English

Instruction Sheets

Instruction Sheet (non U.S.)

Japanese

Economy Power (EP) Connector

Japanese

Agency Approvals

UL Report

English