


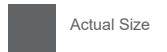
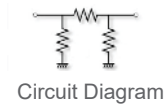
### ATC2525CT-0100JN-94 Features:

- PI Configuration
- RoHS Compliant
- Solderable Terminals
- Customer Defined Testing Available
- Symmetrical Design<sup>1</sup>
- Tape & Reel or Waffle Pack Available (Standard is bulk)



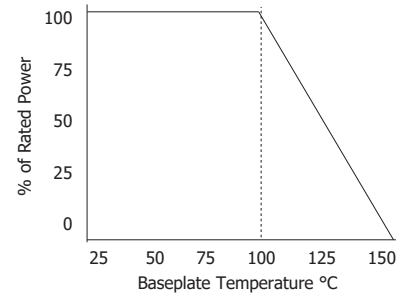
### ATC2525CT-0100JN-94 Parameters:

Nominal Attenuation:	1dB
Operating Frequency:	DC - 2GHz*
Attenuation Tolerance:	±0.2dB
Rated Power:	15W**
Return Loss (Typical)*:	17dB or Better
Impedance:	50Ω (47.5Ω Min., 52.5Ω Max.)
Construction:	Thick Film on Alumina
Operating Temperature:	-55 to +150°C

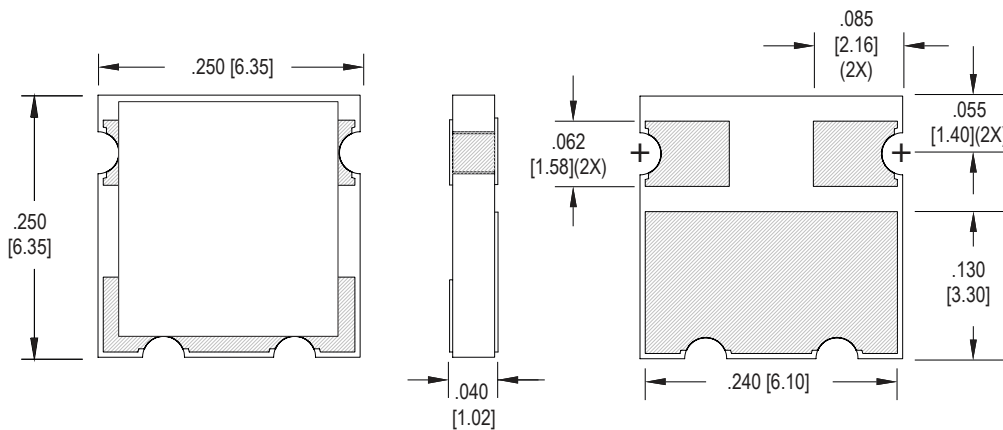


<sup>1</sup> Can be mounted in either direction  
<sup>\*</sup> In a matched, continuous 50Ω system with proper workmanship  
<sup>\*\*</sup> Rating based on ≤100°C constant baseplate temperature

### ATC2525CT-0100JN-94 Power Derating Curve



### ATC2525CT-0100JN-94 Dimensions:



Dimensions in inches [mm]  
 Tolerance is ± 0.005 [0.13]  
 unless otherwise stated

### Ordering Information:

ATC	2525	CT	-	0100	JN	-	94	UU
Prefix for 3 Sided Wraparound Attenuator w/ Castellations				Value Code 0100 - 1dB	Normal Inspection Contact factory for additional options		Substrate 94 - 0.040" Alumina	Packaging Blank - Bulk TR - Tape and Reel WP - Waffle Pack
Size 2525								
Terminal Metallization		RoHS	Magnetic	Solder	Epoxy	Wirebond		
CT - 100% Matte Tin over Nickel over Silver		Yes	Yes	Yes	No	No		

Barry Industries reserves the right to change part number and/or process without notification.

## ATC2525CT-0100JN-94 Reliability Specifications:

Parameter:	Test Condition:	Results:
Short Time Overload	Apply 1.1x Rated Power for 5 Seconds.	≤ 5.0% Resistance Shift
Rated Load Life	Apply 1/2 Power Under 40°C ±2°C 90 Minutes on/ 30 Minutes off. Repeat for 100 hours	≤ 5.0% Resistance Shift
Moisture Resistance	MIL-PRF-55342 para 4.8.9 95% RH, 25°C - 65°C	≤ 5.0% Resistance Shift
Resistance to Soldering Heat	MIL-STD-202 Method 210 and MIL-PRF-55342 Para 4.8.8.1	≤ 5.0% Resistance Shift
Resistance to Bonding Exposure	MIL-PRF-55342 Para 4.8.8.2	≤ 5.0% Resistance Shift
Solderability	MIL-PRF-55342 Para 4.8.12	>95% Covered
High Temperature Storage	125°C ±2°C for 500 Hours	1.) ≤ 5.0% Resistance Shift 2.) No Significant Abnormality (Visual)
Thermal Shock	-65°C to +150°C 30 Minutes Dwell, 5 Cycles	1.) ≤ 5.0% Resistance Shift 2.) No Significant Abnormality (Visual)

Barry Industries reserves the right to change part number and/or process without notification.