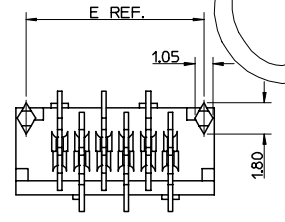


PART NUMBER	NUMBER OF CIRCUITS	DIM A	DIM B	DIM C	DIM E
91820-**04	4	8.86	3.81	6.11	7.66
91820-**06	6	11.40	6.35	8.65	10.20
91820-**08	8	13.94	8.89	11.19	12.74
91820-**10	10	16.48	11.43	13.73	15.28
91820-**12	12	19.02	13.97	16.27	17.82
91820-**14	14	21.56	16.51	18.81	20.36
91820-**16	16	24.10	19.05	21.35	22.90
91820-**18	18	26.64	21.59	23.89	25.44
91820-**20	20	29.18	24.13	26.43	27.98
91820-**22	22	31.72	26.67	28.97	30.52
91820-**24	24	34.26	29.21	31.51	33.06
91820-**26	26	36.80	31.75	34.05	35.60



CIRCUIT No.1

AREA OF SELECTIVE GOLD
SEE NOTE 2



DETAIL 1
Scale 10:1

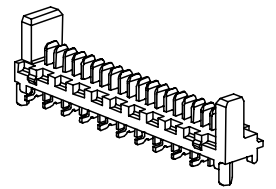
0.00^{+0.10}₀
SEE NOTE 7

91820-****

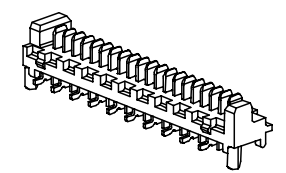
CIRCUIT SIZE
04 TO 26 (4 TO 26CKT)

	PCB PEGS	TUBE PACKED	TAPE & REEL PACKED	DIM D	VERSION
0	YES	YES	NO	6.40	STANDARD HEADER
2	YES	NO	YES		
3	NO	YES	NO		
5	NO	NO	YES	4.10	LOW-PROFILE HEADER
6	NO	YES	NO		
7	NO	NO	YES		
8	YES	YES	NO		
9	YES	NO	YES		

0 - TIN VERSION
3 - GOLD VERSION



STANDARD HEADER
Scale 3:1



LOW-PROFILE HEADER
Scale 3:1

NOTES:

- MATERIALS:
HOUSING: PCT 30% GLASS FILL, UC94 V-0, COLOUR: BLACK.
TERMINAL: CARTRIDGE BRASS 0.28 REF. THICK.
- PLATING:
TIN VERSION: 3um TIN MIN. OVER NICKEL.
GOLD VERSION: 0.76um SELECTIVE GOLD MIN. AND 0.10um GOLD FLASH MIN. OVER NICKEL.
- CONFORMS TO PRODUCT SPECIFICATION PS-99020-0011.
- FOR TAPE AND REEL PACKAGING SEE PK-91820-001.
- FOR TUBE PACKAGING SEE PK-91820-002.
- PCB PEGS ARE OPTIONAL.
- ALL SMT TAILS LIE WITHIN A COPLANARITY BAND OF 0.00 TO 0.10.
- COLOUR VARIATION MAY BE VISIBLE ON THE HOUSING SURFACES.
- MATES WITH MOLEX 90327 & 91935 SERIES.
- RECOMMENDED PCB LAYOUT SHOWN ON SHEET 2.

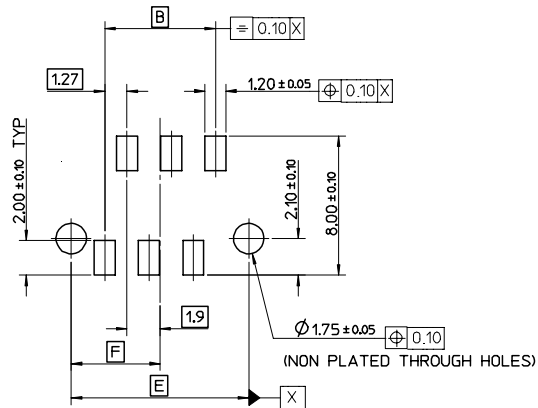
OBSOLETE E.C. NO: E2008-0123 DRAWN: JDENNEHY 2007/10/04 CHKD: DMORLARTY 2007/10/02 APPR: JDENNEHY 2007/10/03 REV:	QUALITY SYMBOLS	GENERAL TOLERANCES (UNLESS SPECIFIED)	DIMENSION STYLE	SCALE	DESIGN UNITS	THIRD ANGLE PROJECTION
	$\nabla=0$ $\nabla=0$	mm INCH 4 PLACES ± --- ± --- 3 PLACES ± --- ± --- 2 PLACES ± 0.15 ± --- 1 PLACE ± 0.25 ± --- ANGULAR ± 5°	MM ONLY	5:1	METRIC	
	DESCRIPTION	DRAWN BY DATE GMCSWEENEY 2005/07/14 CHECKED BY DATE JDENNEHY 2005/07/15 APPROVED BY DATE JDENNEHY 2005/07/15	TITLE PICO FLEX SMT HEADER ASSEMBLY ROHS COMPATIBLE			
		MATERIAL NO. DOCUMENT NO. SD-91820-001	MOLEX INCORPORATED SHEET NO. 1 OF 2			

DRAFT WHERE APPLICABLE MUST REMAIN WITHIN DIMENSIONS

SEE CHART

THIS DRAWING CONTAINS INFORMATION THAT IS PROPRIETARY TO MOLEX INCORPORATED AND SHOULD NOT BE USED WITHOUT WRITTEN PERMISSION

PART NUMBER	NUMBER OF CIRCUITS	DIM B	DIM E	DIM F
91820-***04	4	3.81	7.66	3.83
91820-***06	6	6.35	10.20	5.10
91820-***08	8	8.89	12.74	6.37
91820-***10	10	11.43	15.28	7.64
91820-***12	12	13.97	17.82	8.91
91820-***14	14	16.51	20.36	10.18
91820-***16	16	19.05	22.90	11.45
91820-***18	18	21.59	25.44	12.72
91820-***20	20	24.13	27.98	13.99
91820-***22	22	26.67	30.52	15.26
91820-***24	24	29.21	33.06	16.53
91820-***26	26	31.75	35.60	17.80



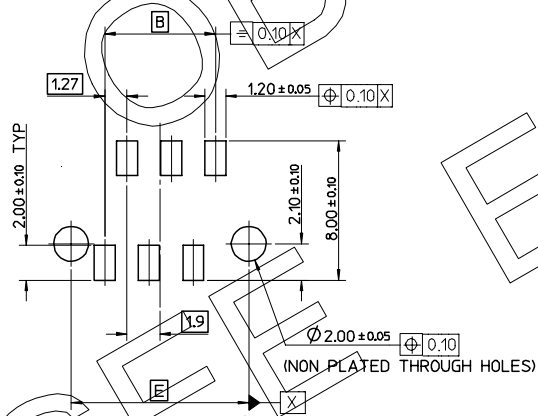
RECOMMENDED PCB LAYOUT FOR TRANSITION FIT WITH PCB PEGS:

HEADER VERSIONS 91820-***0**/ -**2**/ -**8**/ -**9**
 VIEWED FROM COMPONENT SIDE.
 PCB THICKNESS = 1.60 ± 0.14



RECOMMENDED PCB LAYOUT FOR HEADERS WITHOUT PCB PEGS:

HEADER VERSIONS 91820-***3**/ -**5**/ -**6**/ -**7**
 VIEWED FROM COMPONENT SIDE.
 PCB THICKNESS = 1.60 ± 0.14



RECOMMENDED PCB LAYOUT FOR CLEARANCE FIT WITH PCB PEGS:

HEADER VERSIONS 91820-***0**/ -**2**/ -**8**/ -**9**
 VIEWED FROM COMPONENT SIDE.
 PCB THICKNESS = 1.60 ± 0.14

SEE SHEET 1 EEC NO: E2008-0123 DRAWN: JDENNEHY 2007/10/04 CHKD: DMORLARTY 2007/10/02 APPR: JDENNEHY 2007/10/03	QUALITY SYMBOLS	GENERAL TOLERANCES (UNLESS SPECIFIED)	DIMENSION STYLE	SCALE	DESIGN UNITS	THIRD ANGLE PROJECTION
	$\nabla=0$ $\nabla=0$	mm INCH 4 PLACES ± --- ± --- 3 PLACES ± --- ± --- 2 PLACES ± 0.15 ± --- 1 PLACE ± 0.25 ± --- ANGULAR ± 5 °	MM ONLY	5:1	METRIC	
DESCRIPTION PICO FLEX SMT HEADER ASSEMBLY	DRAWN BY DATE GMCSWEENEY 2005/07/14 CHECKED BY DATE JDENNEHY 2005/07/15 APPROVED BY DATE JDENNEHY 2005/07/15	TITLE PICO FLEX SMT HEADER ASSEMBLY ROHS COMPATIBLE				
MATERIAL NO. SD-91820-001	MOLEX INCORPORATED					
DRAFT WHERE APPLICABLE MUST REMAIN WITHIN DIMENSIONS	SEE CHART					
SIZE A2	THIS DRAWING CONTAINS INFORMATION THAT IS PROPRIETARY TO MOLEX INCORPORATED AND SHOULD NOT BE USED WITHOUT WRITTEN PERMISSION					
				DOCUMENT NO.	SHEET NO.	
				SD-91820-001	2 OF 2	