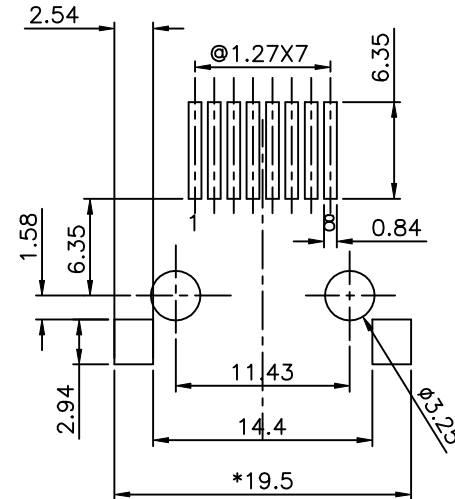
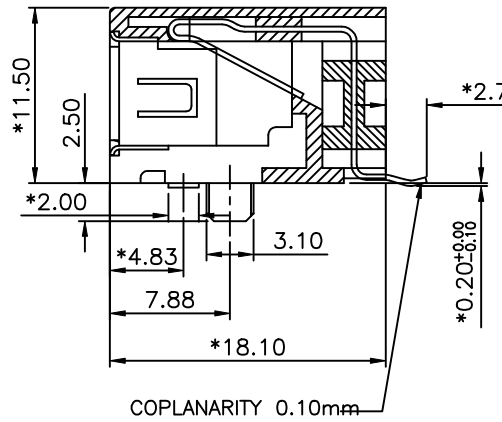
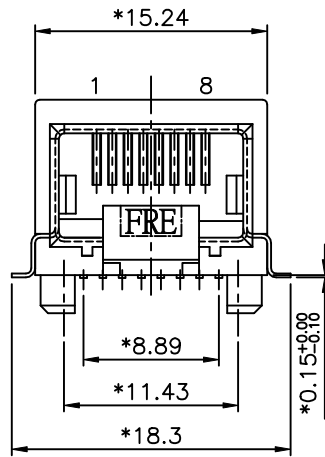


REVISION RECORD				
REV	ECO	DESCRIPTION	DRFT	CHKD



PC BOARD LAYOUT COMPONENT SIDE SHOWN

NOTES:

ELECTRICAL:

1. VOLTAGE RATING : 125 VAC RMS.
2. CURRENT RATING : 1.5 AMP.
3. CONTACT RESISTANCE : 35 MILLIOHMS MAX.
4. INSULATION RESISTANCE: 1000 MEGOHMS MIN @ 500 VDC.
5. DIELECTRIC STRENGTH : 1000 VAC RMS 60Hz, 1MIN.

MECHANICAL:

1. HOUSING MATERIAL : FR52
2. CONTACT MATERIAL : PHOSPHOR BRONZE t=0.35mm.
3. PLATING : 1: CONTACT AREA- SELECTIVE GOLD PLATING.
2: TAILS- PLATED TIN OVER NICKEL.
4. OPERATING LIFE : 750 CYCLES MIN.
5. PCB RETENTION POST-SOLDER: 10 LBS MIN.

ENVIRONMENTAL:

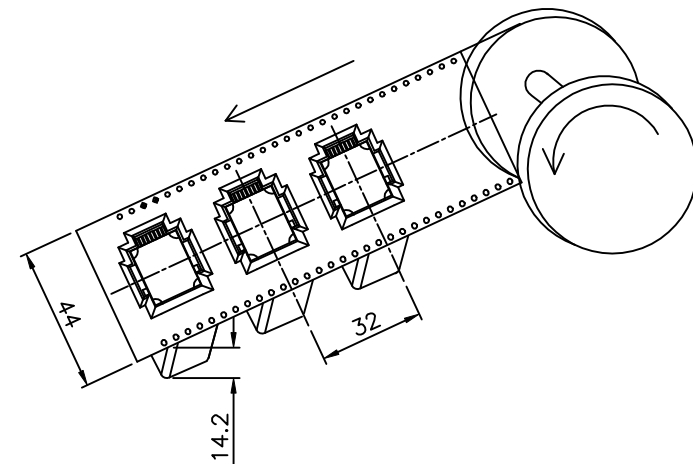
1. STORAGE : -40°C TO +85°C.
2. OPERATION: 0°C TO 70°C.
3. REFLOW SOLDERING TEMPERATURE: 255°C TO 265°C 5-10SECOND.

MATES WITH MODULAR PLUG CONFORMING TO FCC PART 68, SUBPART F.

PART NUMBER: E5388-EX05VX-L

9- W/O LOGO
J- W/ FRE LOGO

- 1- 3U"
- 2- 6U"
- 3- 15U"
- 4- 30U"
- 5- 50U"



DETACHED LISTS	← MM (INCH) →		DFTO SAMMY	DATE 04/16/05	FULL RISE ELECTRONIC CO., LTD		
	TOLERANCES EXCEPT AS NOTED		CHKD ANKUE	DATE 2005/4/20			
	MM	±	MFO	DATE	TITLE SIDE ENTRY 8P INTERNAL SHIELD(SMD)		
	.0 ±0.20	±	APPVLLUSHENG	DATE 2005/4/20			
	.00 ±0.15	±	MATERIAL :		DRAWING NO. GE533039-LA		
.000 ±0.075	±	QTY :		SIZE A3			
ANGLES ±		FINISH :		/PART NO. SEE NOTE			
THIRD ANGLE PROJECTION		SCALE : 3:1					DO NOT SCALE DRAWING