

6

5

4

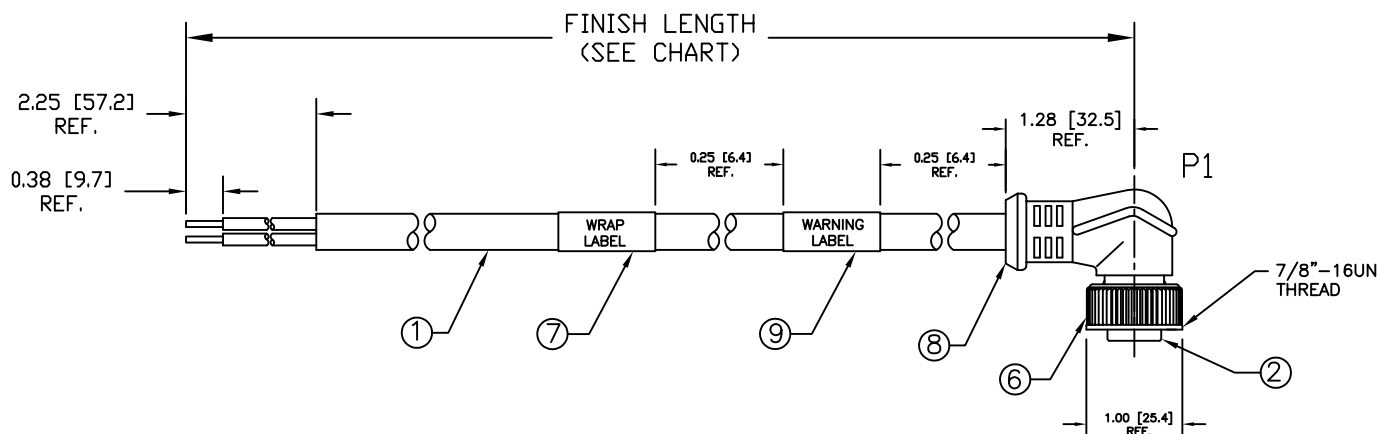
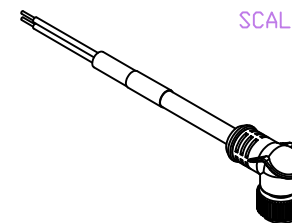
3

2

1

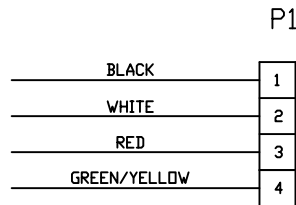
PART NUMBER	ENGINEERING NO.	LENGTH ± TOLERANCE
1300610108	104001A45M020	6' 6.74' +3.50'/-0' [2M +88.9/-0 mm]

AUX VIEW
SCALE 1:4

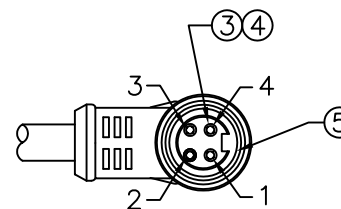


NOTES:

- 1) MATERIAL: SEE TABLE
- 2) FINISHES: SEE TABLE
- 3) WRAP LABEL IS MARKED WITH P/N, DATE CODE, VOLTAGE & AMPERAGE
- 4) ELECTRICAL DATA:
INLINE CORDSET
FEMALE A-SIZE WITH FLYING LEADS
16AWG UNSHIELDED
POLES: 4
MAX. VOLTAGE: 600V
MAX. CURRENT 10A
PROTECTION IP67
TEMPERATURE RANGE: -20°C TO 90°C
- 5) PACKAGING:
CABLE ASSEMBLIES ARE BAGGED SEPERATELY
IN POLY BAGS WITH BAR CODE LABEL ATTACHED
TO OUTSIDE OF BAG.
- 6) ASSEMBLY IS RoHS COMPLIANT.
- 7) CERTIFICATION:
UL2237, FILE NO. E258922



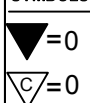
WIRING DIAGRAM

FACE VIEW
FEMALE

ITEM	QTY	DESCRIPTION	MATERIAL	FINISH
9	1	ANGER LABEL	VINYL	BLACK
8	A/R	MOLDING COMPOUND	PVC	GRAY
7	1	WRAP LABEL	VINYL	YELLOW
6	1	FEMALE COUPLING NUT	ZINC ALLOY	BLACK E-COAT
5	1	FRICION RING	NYLON	NATURAL
4	4	SOCKET SLEEVE	STAINLESS STEEL	
3	4	SOCKET CONTACT	BRASS	GOLD PLATE
2	1	4P FEMALE INSERT	PVC	BLACK
1	SEE TABLE	#16/4 CABLE	PVC JACKET	GRAY

SD RELEASE	EC NO: WNA2010-0426	DRWN: YOU 2010/01/14	CHKD: BWOODMAN	APPR: JFMURPHY 2010/01/20
1	REV			

QUALITY SYMBOLS

GENERAL TOLERANCES
(UNLESS SPECIFIED)

	mm	INCH
4 PLACES	±---	±---
3 PLACES	±---	±.005
2 PLACES	±0.13	±.010
1 PLACE	±0.25	±.020

ANGULAR ±1/2°

DRAFT WHERE APPLICABLE
MUST REMAIN
WITHIN DIMENSIONS

DIMENSION STYLE
INCH/MM

DRAWN BY DATE

CHECKED BY DATE

BWOODMAN 2010/01/15

APPROVED BY DATE

JFMURPHY 2010/01/20

MATERIAL NO.

SEE CHART

SIZE

A

SCALE
1:2DESIGN UNITS
INCH

THIRD ANGLE PROJECTION

MINI-CHANGE BRAD POWER
4P FP 90 DEGREE
#16/4 AWG PVC DROP CABLE

MOLEX INCORPORATED

DOCUMENT NO. SD-130061-013

SHEET NO.

1 OF 1

THIS DRAWING CONTAINS INFORMATION THAT IS PROPRIETARY TO MOLEX INCORPORATED AND SHOULD NOT BE USED WITHOUT WRITTEN PERMISSION

6

5

4

3

2

1