

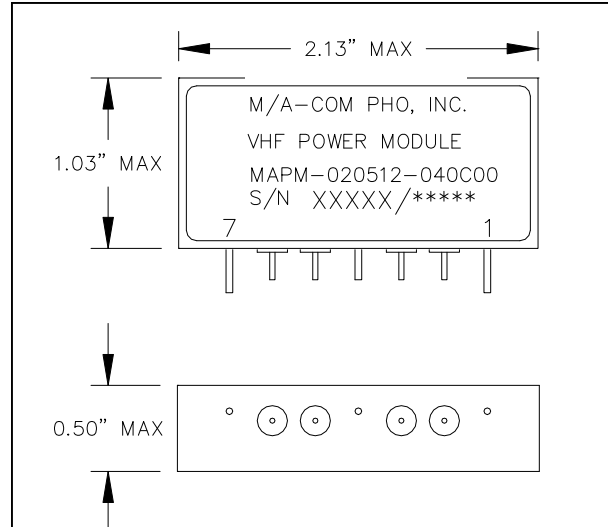
## Features

- Broadband operation 20 - 512MHz
- Output power: 30 W Min
- Power gain: 8.0 dB Min
- Rugged push-pull FET
- External bias control
- Rugged construction for extreme environments
- Suitable for most commercial and industrial applications

## Absolute Maximum Ratings

Parameter	Rating	Units
Supply Voltage	30	V
Input Power	8	W
Output Power	120	W
Bias Current	6.5	A
Operating Case Temperature	-40 to +85	°C
Storage Temperature	-50 to +100	°C

## Product Image



## Electrical Specifications: $T_c = 25 \pm 5^\circ\text{C}$

Parameter	Test Conditions	Min	Typ	Max	Units
Frequency Band	$V_{SUPP} = 28\text{ V}$ , $P_{OUT} = 20\text{ watt}$	20	-	512	MHz
$P_{1dB}$	$V_{SUPP} = 28\text{ V}$ , $I_D = 400\text{ mA}$	30	40	-	W
Power Gain	$V_{SUPP} = 28\text{ V}$ , $I_D = 400\text{ mA}$	8.0	-	-	dB
Efficiency	$V_{SUPP} = 28\text{ V}$ , $I_D = 400\text{ mA}$ , $P_{OUT} = 40\text{ W}$	-	37	-	%
Gain Variation With Frequency	$V_{SUPP} = 28\text{ V}$ , $P_{OUT} = 4\text{ W}$	-	-	$\pm 2.5$	dB
Input VSWR	$V_{SUPP} = 28\text{ V}$ , $I_D = 400\text{ mA}$	-	3.5:1	-	VSWR
Load Mismatch Tolerance	$V_{SUPP} = 28\text{ V}$ , $F = 512\text{ Mhz}$ , $P_{OUT} = 20\text{ W}$	-	5:1	-	VSWR
Even Harmonics	$V_{SUPP} = 28\text{ V}$ , $I_D = 400\text{ mA}$ , $P_{OUT} = 20\text{ W}$	-	-	-25	dBc
Odd Harmonics	$V_{SUPP} = 28\text{ V}$ , $I_D = 400\text{ mA}$ , $P_{OUT} = 20\text{ W}$	-	-	-15	dBc
Spurious Output	$V_{SUPP} = 28\text{ V}$ , $I_D = 400\text{ mA}$ , $P_{OUT} = 20\text{ W}$	-	-	-60	dBc
IP3	$V_{SUPP} = 28\text{ V}$ , $P_{OUT} = 20\text{ W}$ , $\Delta F = 100\text{ kHz}$	-	56	-	dBm

**ADVANCED:** Data Sheets contain information regarding a product M/A-COM is considering for development. Performance is based on target specifications, simulated results, and/or prototype measurements. Commitment to develop is not guaranteed.

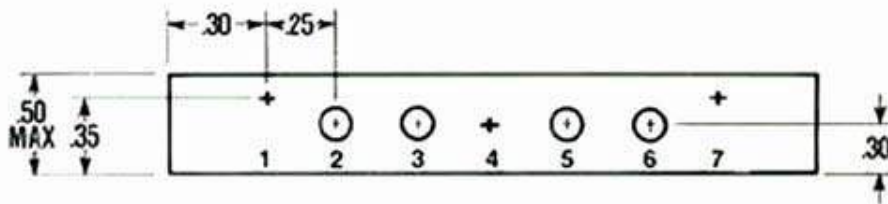
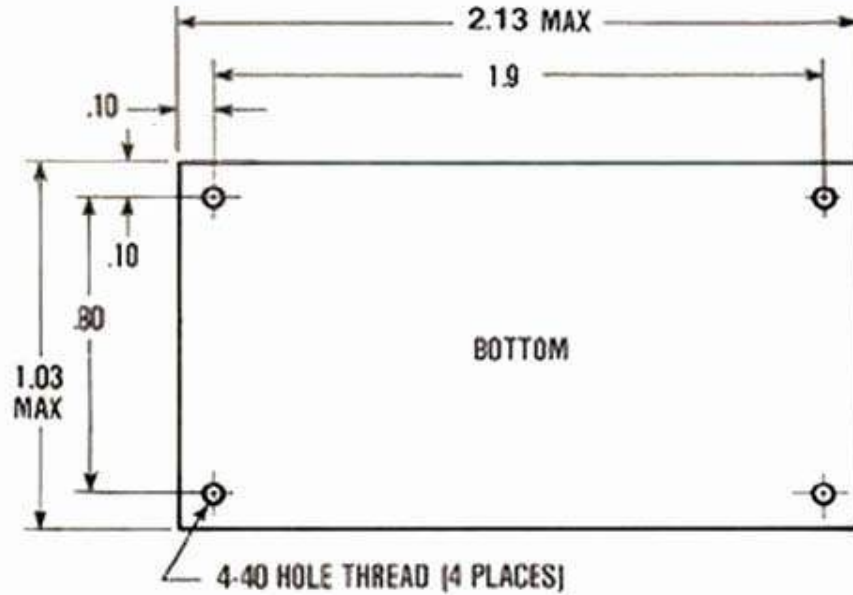
**PRELIMINARY:** Data Sheets contain information regarding a product M/A-COM has under development. Performance is based on engineering tests. Specifications are typical. Mechanical outline has been fixed. Engineering samples and/or test data may be available. Commitment to produce in volume is not guaranteed.

- **North America** Tel: 800.366.2266 / Fax: 978.366.2266
- **Europe** Tel: 44.1908.574.200 / Fax: 44.1908.574.300
- **Asia/Pacific** Tel: 81.44.844.8296 / Fax: 81.44.844.8298

Visit [www.macom.com](http://www.macom.com) for additional data sheets and product information.

M/A-COM Inc. and its affiliates reserve the right to make changes to the product(s) or information contained herein without notice.

## Outline Drawing



### Nickel Plated Copper Housing

PIN FUNCTION			
PIN(S)	Function	PIN(S)	Function
1, 4, 7	Ground	5	Vdc Input
2	RF Input	6	RF Output
3	Vbias		