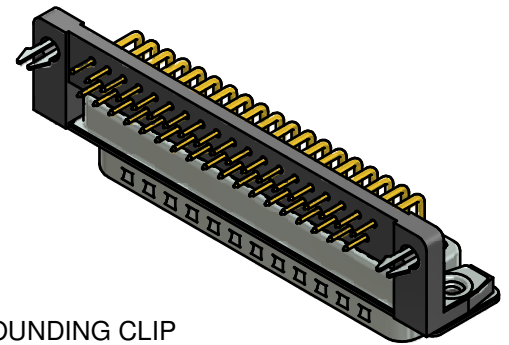
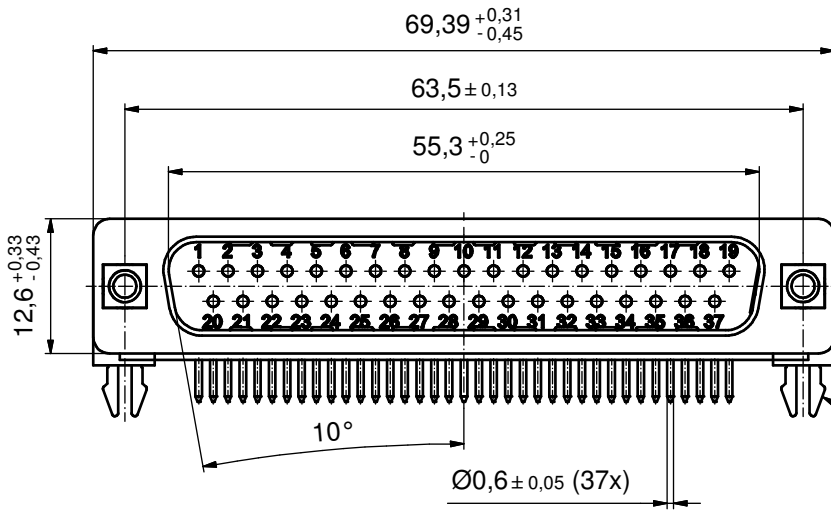
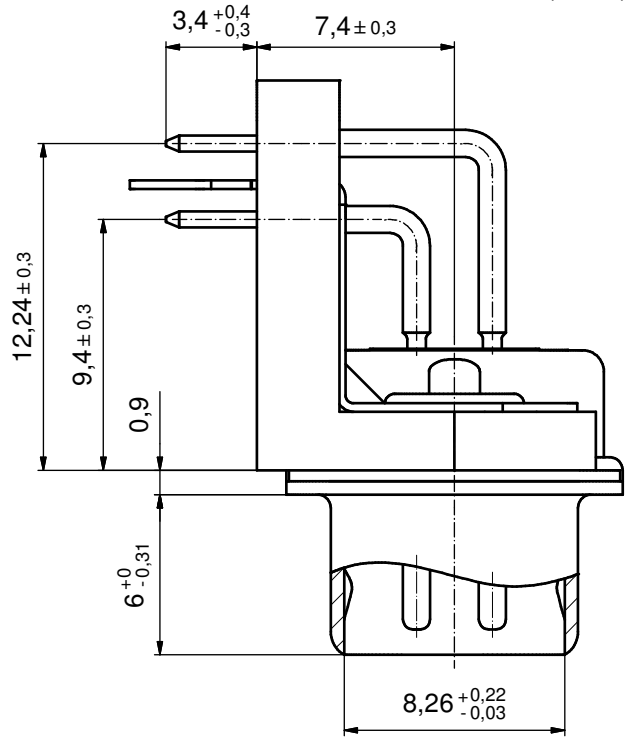


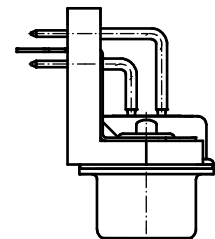
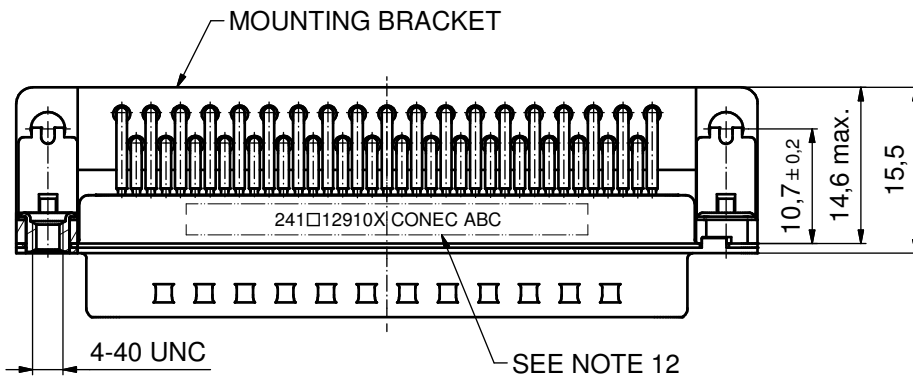
NOTES:

1. FOR WAVESOLDERING (SOLDER BATH TEMPERATURE 260°C FOR 5 SEC. AND SOLDER PREHEAT 100°C FOR 30 SEC.)
2. METAL SHELLS: STEEL; min. 315µin TIN over 40-80µin NICKEL
3. INSULATOR: HIGH TEMPERATURE PLASTIC UL 94 V-0, BLACK
4. CONTACTS: COPPER ALLOY; PLATING (SEE PART NO.):
 - PLEASE ADD A for GOLD FLASH over NICKEL (PREFERRED TYPE)
 - PLEASE ADD B for 20µin HARD GOLD over min. 50µin NICKEL
 - PLEASE ADD C for 30µin HARD GOLD over min. 50µin NICKEL
 CONTACT TAILS PRETINNED
5. MOUNTING BRACKET: HIGH TEMPERATURE PLASTIC UL 94 V-0; BLACK
6. THREADED INSERTS: COPPER ALLOY; min. 200µin TIN over 80µin NICKEL
7. GROUNDING-CLIPS: COPPER ALLOY; PCB-HOLE: $\varnothing 3.1 \pm 0.1$; PCB THICKNESS 1.6mm
8. DIELECTRIC WITHSTANDING VOLTAGE: 424 VDC
9. CAPACITANCE: 830pF $\pm 20\%$
10. P.C.B. HOLE DRILLINGS ON SHEET 2
11. MAXIMUM TORQUE VALUE FOR THREAD: 6 in.LB
12. CONNECTOR IS PART MARKED: 241□12910X CONEC ABC (see note 4)

(5:1)



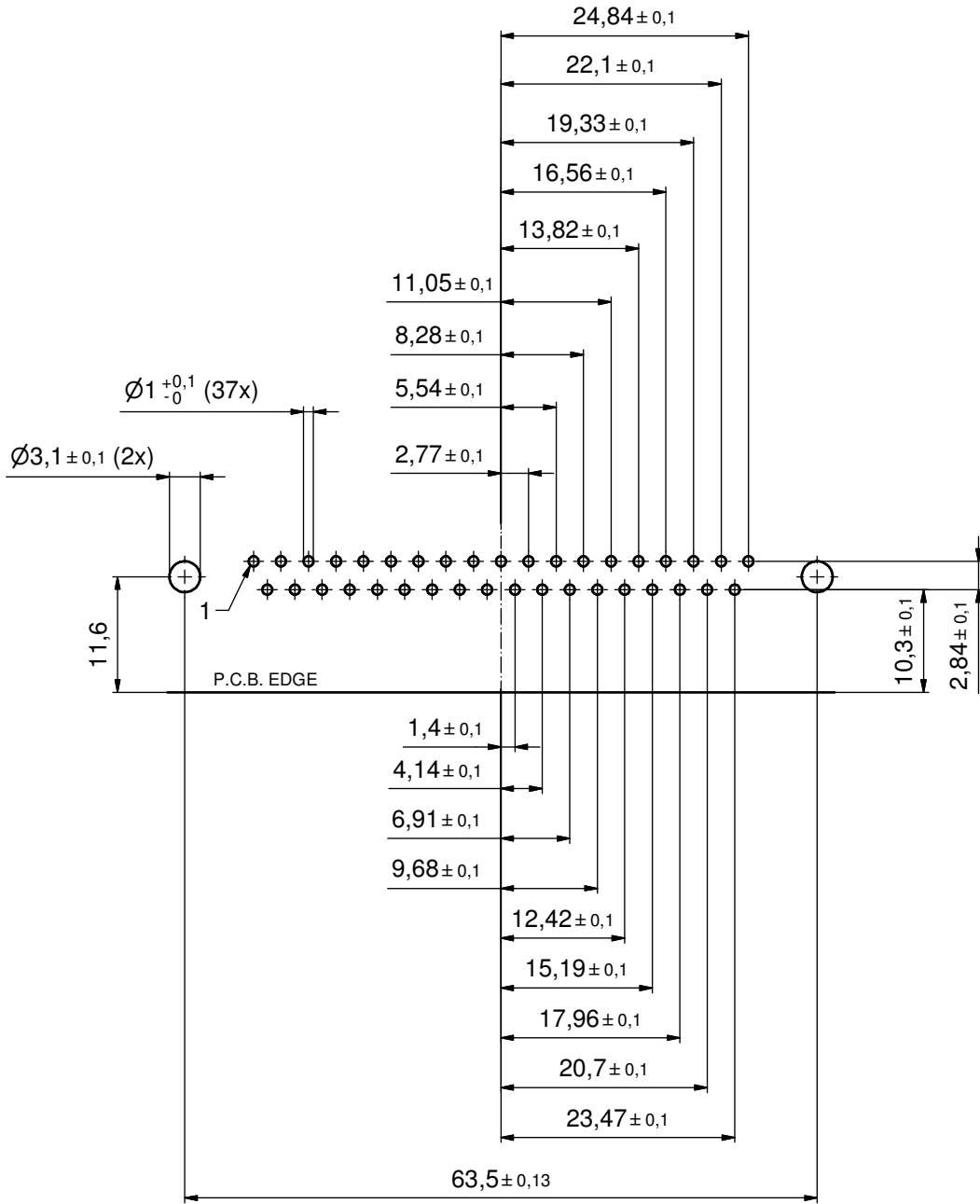
GROUNDING CLIP



RoHS compliant

THIS DRAWING MAY NOT BE COPIED OR REPRODUCED IN ANY WAY, AND MAY NOT BE PASSED ON TO A THIRD PARTY WITHOUT WRITTEN PERMISSION. OWNERSHIP AND COPYRIGHT OF CONEC GmbH DO NOT ALTER CAD DRAWING BY HAND	tolerance		dim. in mm		scale: 2:1 (5:1)	
					material: SEE NOTES	
					title:	
					D-SUB C-FILTER MALE 90° 37pos. SOLDER PIN ANGLED 0.370inch with threaded insert, mounting bracket, grounding clip	
					dwg no: 24K1A1584 part no: 241□12910X (see note 4)	
drawn 15.04.15 Henneboel appd. 15.04.15 Lehmenkühler norm d-old		date name a Original		DIN-A3 sh: 1/2		
rev. description date name						

P.C.B. HOLE DRILLINGS
(P.C.B. TOP SIDE)



THIS DRAWING MAY NOT BE COPIED OR REPRODUCED IN ANY WAY, AND MAY NOT BE PASSED ON TO A THIRD PARTY WITHOUT WRITTEN PERMISSION. OWNERSHIP AND COPYRIGHT OF CONEC GmbH DO NOT ALTER CAD DRAWING BY HAND				tolerance		scale: 2:1
				date	name	material: SEE SHEET 1
				drawn	15.04.15	Henneboel
				appd.	15.04.15	Lehmenkühler
				norm		
			d-old			
						title: P.C.B. HOLE DRILLINGS
						D-SUB C- FILTER MALE 90° 37pos. 0.370inch with threaded insert, mounting bracket, grounding clip
						dwg no: 24K1A1584
						DIN-A3
						sh: 2/2
						part no: SEE SHEET 1

