



# LP-1001S

## Reed Switch Chain



### Electrical Characteristics (of unmodified Reed Switch)

@ 25°C

Contact form		A
Contact material		Ru
Contact rating max.	W / VA	10
Switching voltage max.	VDC	180
	VAC	130
Switching current max.	A	0.7
Carry current max.	A	1
Breakdown voltage min.	VDC	200

### Magnetical Characteristics (of unmodified Reed Switch)

@ 25°C

Pull in range available	AT	15-20
Drop out min.	AT	4
Test coil	TC	010
Test equipment tolerance	± AT	2

### Environmental Characteristics

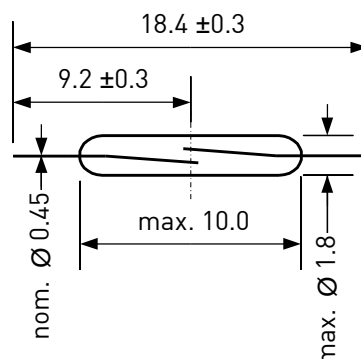
Operating temperature max.	°C	+125
Vibration (50-2000 Hz)	g	20
Shock (1/2 sin 11 ms)	g	50
Soldering temperature max. (max. 10 sec.)	°C	+300

### Life Expectancy (of single Reed Switch)

Resistive load	Voltage	Current	Operations
	0.02 VDC	0.01 A	2 x 10 <sup>9</sup>
	10 VDC	0.01 A	5 x 10 <sup>7</sup>

### Material information

PCB	FR4, 1pc, 266.8x11.6x2mm, double sided
Resistors	SMD_R0805_1 KOhm 1%, 50 pcs (1 pce reverse side)
Reed Switches	PMC-1001 15-20 AT, modified, 50 pcs



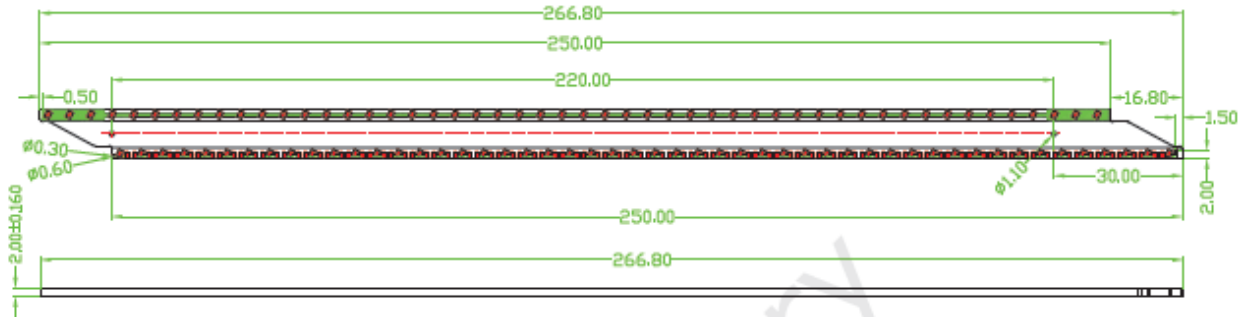


# LP-1001S

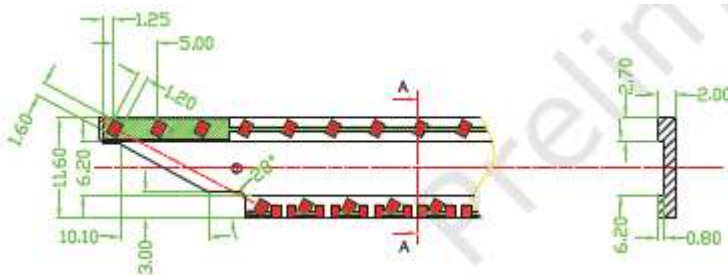
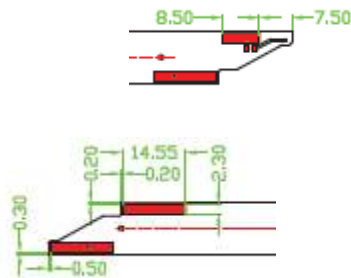
## Reed Switch Chain




Dimensions in mm



Reverse side incl. 1 resistor



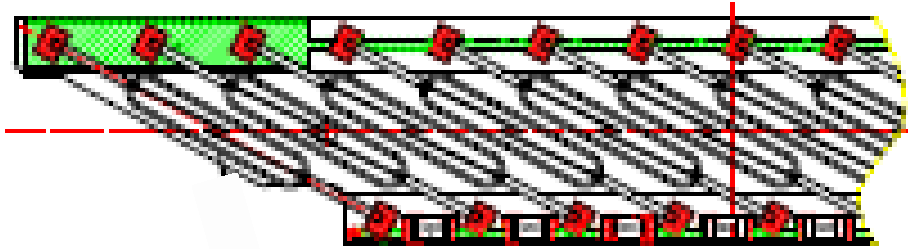


# LP-1001S

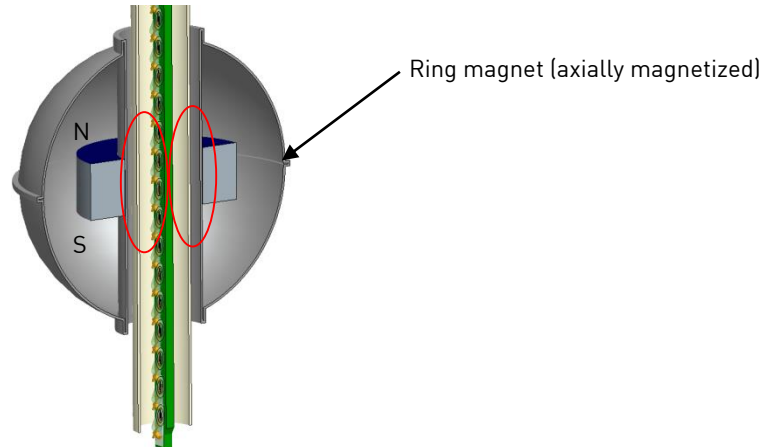
## Reed Switch Chain




Schematic diagram



Example of activation



Example of contact and combination of PCBs



**Recommended inside diameter of tube: 12 mm**