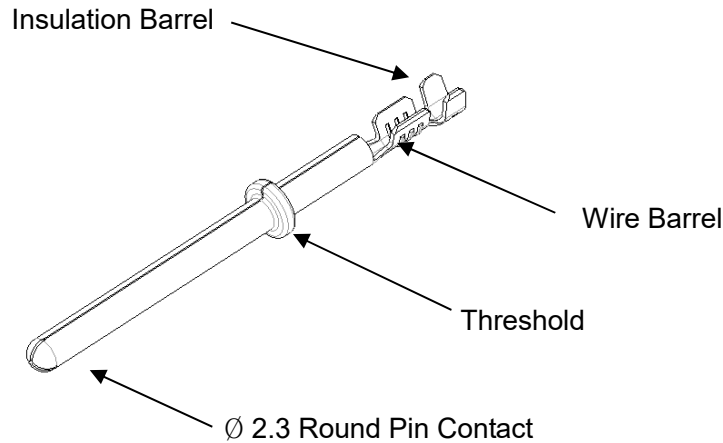


.090 Diameter Round Pin Contact

1. Introduction

This specification covers the requirements for crimping of Round Pin Contact for crimped by TE applicator.



2. Applicable Contact Part Number

Product Description	Part No.	Wire Size mm2 (AWG)	Insulation Diameter (mm)
Tab Contact	2339924-*	0.2~0.5 (AWG #24~#20)	Ø 1.0~ Ø 1.8

3. Applicable Wires

Wire Specification	Wire Size	Wire Strand Composition (No./Dia.)	Insulation Diameter (mm)
UL 1007	24 AWG	11 / 0.16	1.41
UL 20549	24 AWG	42 / 0.08	1.1
UL 3398	22 AWG	16 / 0.16	1.56
UL 10125	22 AWG	62 / 0.08	1.25
UL 3398	20 AWG	21 / 0.18	1.6
UL 10125	20 AWG	112 / 0.08	1.60

4. Reference Material

4.1 Drawings

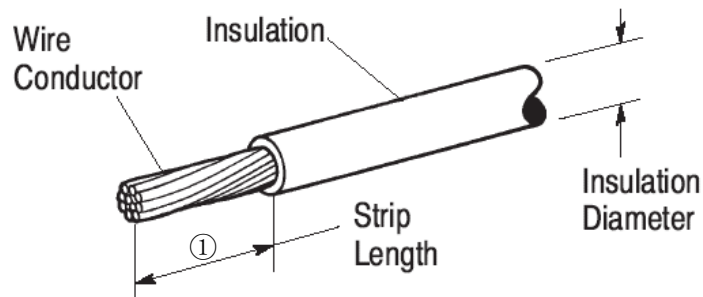
Customer Drawings for specific products are available from the service network. The information contained in Customer Drawings takes priority if there is a conflict with this specification or with any technical documentation supplied by TE Connectivity.

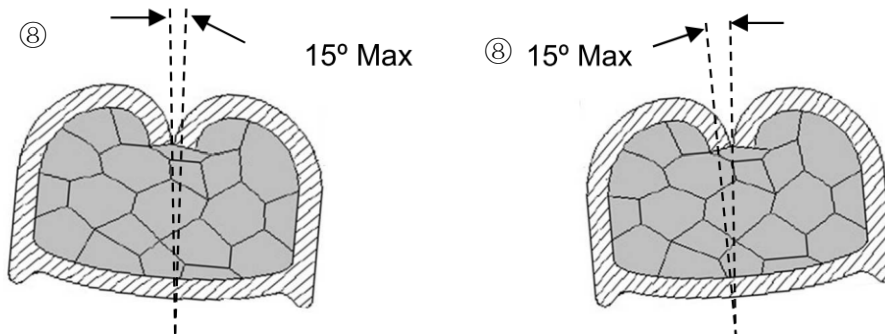
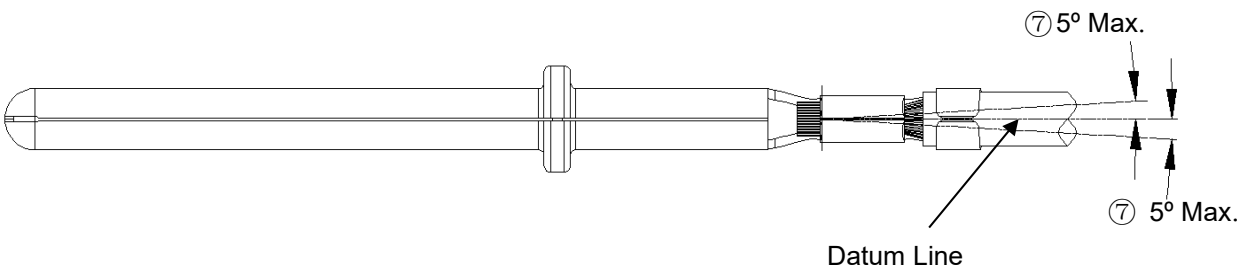
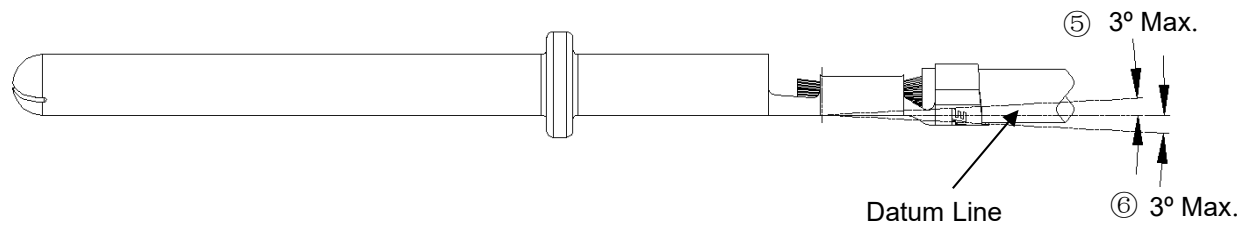
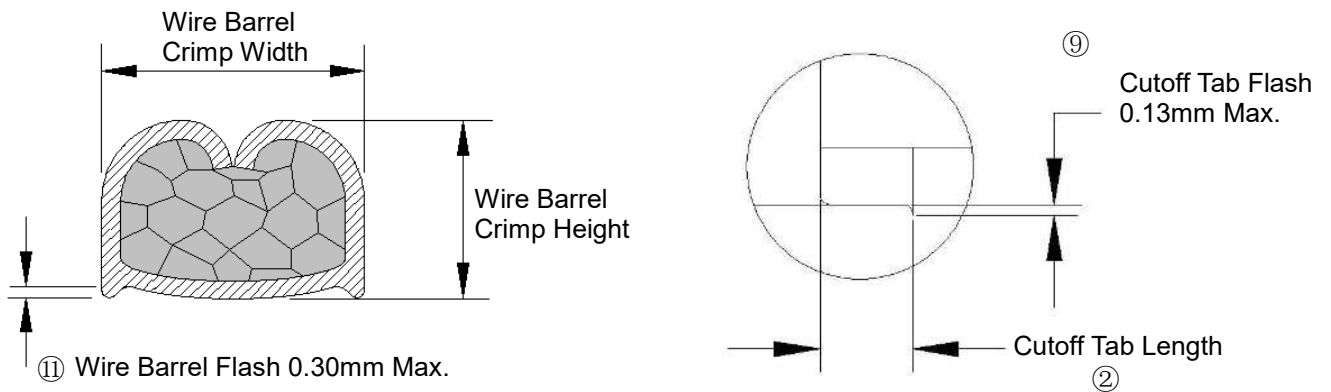
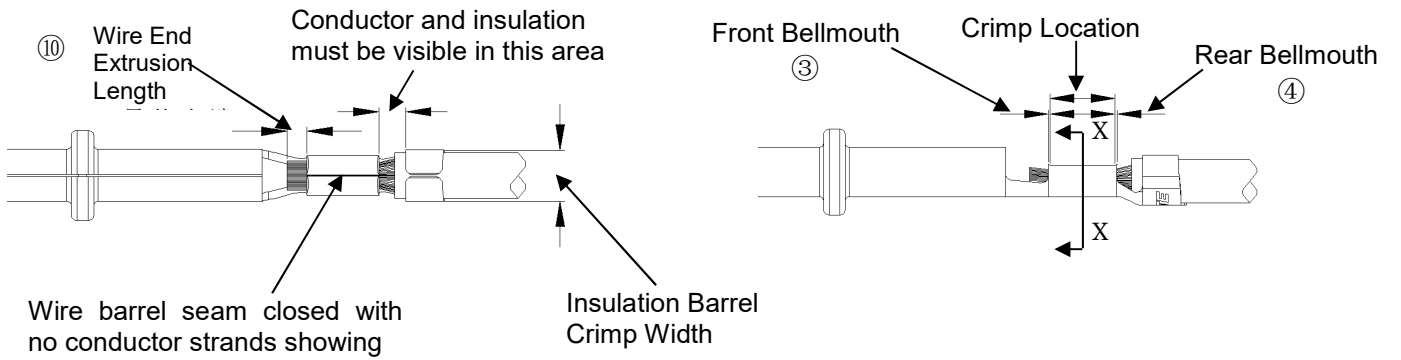
4.2 Specifications

Design Objective 108-61421 provides expected product performance requirements and test information.

5. Crimping Requirements

NO.	Check Item	Specified Requirements	NO.	Check Item	Specified Requirements
①	Wire Stripping Length	4.78mm±0.38	⑦	Twisting	5° Max
②	Cut-Off Tab Length	0.5mm Max	⑧	Rolling	15° Max
③	Front Bellmouth Length	0.5mm Max.	⑨	Cutoff Tab Flash	0.13mm Max
④	Rear Bellmouth Length	0.2~0.7mm	⑩	Wire-End Length	0.1~1.5mm.
⑤	Bend – Up	3° Max	⑪	Wire Barrel Flash	0.30mm Max
⑥	Bend – Down	3° Max			





6. Crimping Data

6.1 Applicator

Contact P/N (Strip)	Applicator P/N (Spare Kit P/N)	Wire size		Insulation Stripping Length (mm)	Insulation Diameter (mm)	Wire Barrel Crimp				Insulation Barrel Crimp		
		mm ² (AWG#) single conductor	Spec			Width (mm)	Crimp Height (mm)	Tensile strength N(kgf) Min.	Disc No.	Width (mm)	Height (ref.)	Crimp type
2339924-1	2837491-1	0.5 (#20)	UL 3398 UL 10125	4.78±0.38	1.83 1.6	1.57 "F"	1.15 ±0.05	66.7 (6.8)	x	2.29	2.5 2.1	"F" or "OV"
		0.3 (#22)	UL 3398 UL 10125		1.56 1.25		1.05 ±0.05	44.5 (4.5)	x	2.29	2.1 2.0	
		0.2 (#24)	UL 1007 UL 20549		1.41 1.0		0.99 ±0.05	35.6 (3.6)	x	2.03 ("OV") or 2.29("F") 2.03 ("OV")	2.0 1.9 1.6	

2.29

7. Revision History

Rev.	Changes	Reason for Change	EC No. (DATE)
A	Initial release	-	16MAY2019