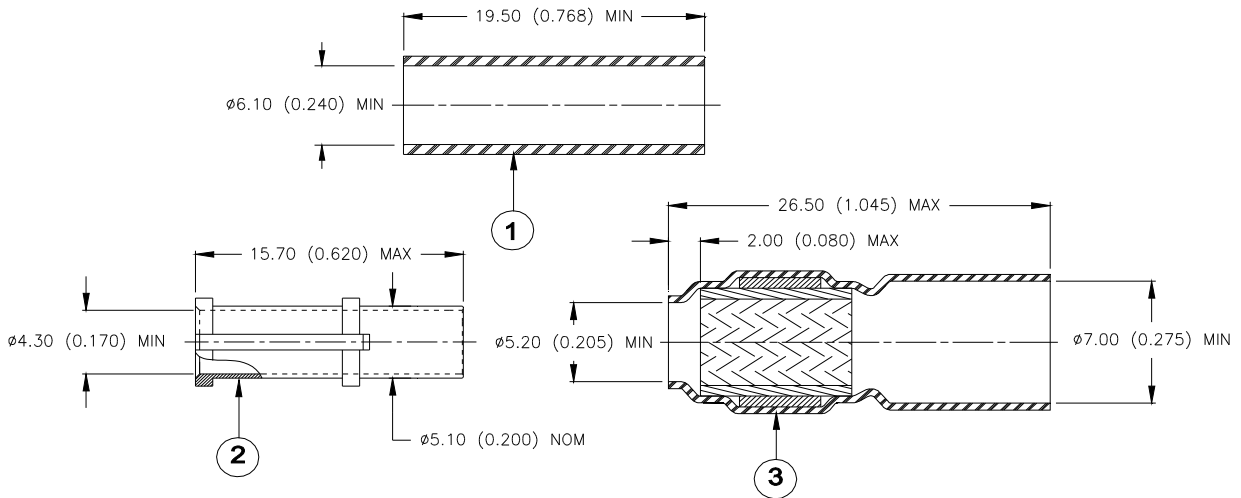


SPECIFICATION CONTROL DRAWING



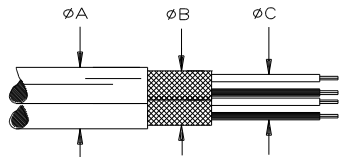
MATERIALS

1. INSULATION SLEEVE: Heat-shrinkable, transparent blue, radiation cross-linked modified polyvinylidene fluoride.
2. FERRULE: Copper alloy with a suitable plating (see below for plating information).
3. SOLDERSHIELD DEVICE:
 - Heat-shrinkable insulation sleeve, transparent blue, radiation cross-linked modified polyvinylidene fluoride.
 - Copper braid pre-tinned with Sn96Ag4 solder alloy with activated rosin flux.
 - Solder Preform: Sn96Ag4 solder alloy, with activated rosin flux.

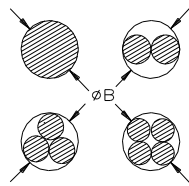
APPLICATION

1. These parts are used on TE Connectivity /Raychem Hexashield adaptors.
2. Cable Type: Single or multi-conductors shielded cable: Raychem Spec 44 or Spec 55, single braid. (tin, silver or nickel-plated copper braid)
3. Temperature range: -65°C to +175°C.
4. For all other application, contact TE Connectivity /Raychem technical service.

Cable dimensions:



Maximum quantity of braids: 4



Cable Dimensions				
øA		øB		øC
Min.	Max.	Min.	Max.	Max.
3.10 (0.122)	6.90 (0.270)	2.40 (0.095)	5.30 (0.210)	4.20 (0.165)

PART NUMBERING

HET-A-02X

→ Ferrule Plating:

- B: Olive drab cadmium in accordance with SAE-AMS-QQ-P-416, over a suitable underplate to withstand 500 hours of salt spray test
- C: Electroless nickel conforming to SAE-AMS-C-26074 Class 3, Grade B.

INSTALLATION

See TE Connectivity /Raychem installation procedure RPIP-696-00.

		TE Connectivity 300 Constitution Drive, Menlo Park, CA. 94025, U.S.A.			TITLE: FERRULE AND SOLDERSHIELD DEVICE FOR HEXASHIELD ADAPTORS			
Unless otherwise specified dimensions are in millimeters. [Inches dimensions are shown in brackets]					DOCUMENT NO.: HET-A-02X			
TOLERANCES: 0.00 N/A 0.0 N/A 0 N/A	ANGLES: N/A ROUGHNESS IN MICRON	TE Connectivity reserves the right to amend this drawing at any time. Users should evaluate the suitability of the product for their application.			REV.: A1	DATE: 16-Apr-11	APPROVED : MPIOZET	
PREPARED BY: mforonda	DCR NUMBER: D060000	REPLACES: D050290	CAGE CODE : 06090	SCALE: ---	SIZE: A	SHEET: 1 of 1		

Print Date: 9-May-11

© 2005, 2011 Tyco Electronics Corporation, a TE Connectivity Ltd. Company. All Rights Reserved.

If this document is printed it becomes uncontrolled. Check for the latest revision.