


SD

D'Sub connectors - Stamped and Formed Contacts

RIGHT ANGLE BOARD MOUNT CONNECTORS



MAIN CHARACTERISTICS

Specifications

- Connectors according to: MIL C24308 - NFC 93425-HE5

Materials and Platings	
Shells	Steel, tin over nickel plating
Insulator	Glass-filled thermoplastic, UL 94V-0
Pin contacts	Brass, selected gold in mating area; 2.54µm (100 µ") min.tin on termination area over 1.27µm (50µ") min.nickel
Socket contact	Phosphor bronze, selected gold in mating area;2.54µ(100µ") min.tin on termination area over 1.27µm (50µ") min.nickel
Rear insert	Brass, 2.54µm (100µ") min.nickel plated
Boardlock	Phosphor bronze or Brass, 2.54µm (100µ") min.nickel plated
Screwlock	Brass, 2.54µm (100µ") min.nickel plated

Electrical Data	
Current rating	5A
Voltage rating	250V AC/ rms 50Hz
Withstanding voltage	1000V AC/rms 50Hz for one minute
Insulation resistance	1000MΩ at 500V DC
Contact resistance	15mΩ max

Climatic Data	
Operating temperature	-55°C to +125°C
Salt spray	24 hours

Mechanical Data				
Single contact insertion force	0.54kg (1.19lb) max			
Single contact withdrawal force	0.06kg (0.13lb) min			
Mating and unmating force Unit: kg (lb)				
	A4 Style		1A Style	
No. of Cts	Mate (max)	Unmate (min)	Mate (max)	Unmate (min)
9	3.05 (6.74)	0.36 (0.79)	4.6 (10.17)	0.4 (0.88)
15	5.09 (11.24)	0.46 (1.01)	7.7 (17.02)	0.5 (1.10)
25	8.44 (18.66)	0.81 (1.8)	12.7 (28.07)	0.8 (1.77)
37	12.51 (27.65)	1.1 (2.47)	17.7 (39.12)	1.2 (2.65)
Standard plating thickness	<ul style="list-style-type: none"> gold flash 0.381µm (15µ") gold 0.76 µm (30µ") gold 			

DESCRIPTION

The Amphenol "SD" series features precision formed contacts and boardlocks.

This series gives you Amphenol's high standards of quality and reliability to meet all of your commercial requirements.

*Economical
right angle PCB
mount
connectors*

APPLICATIONS

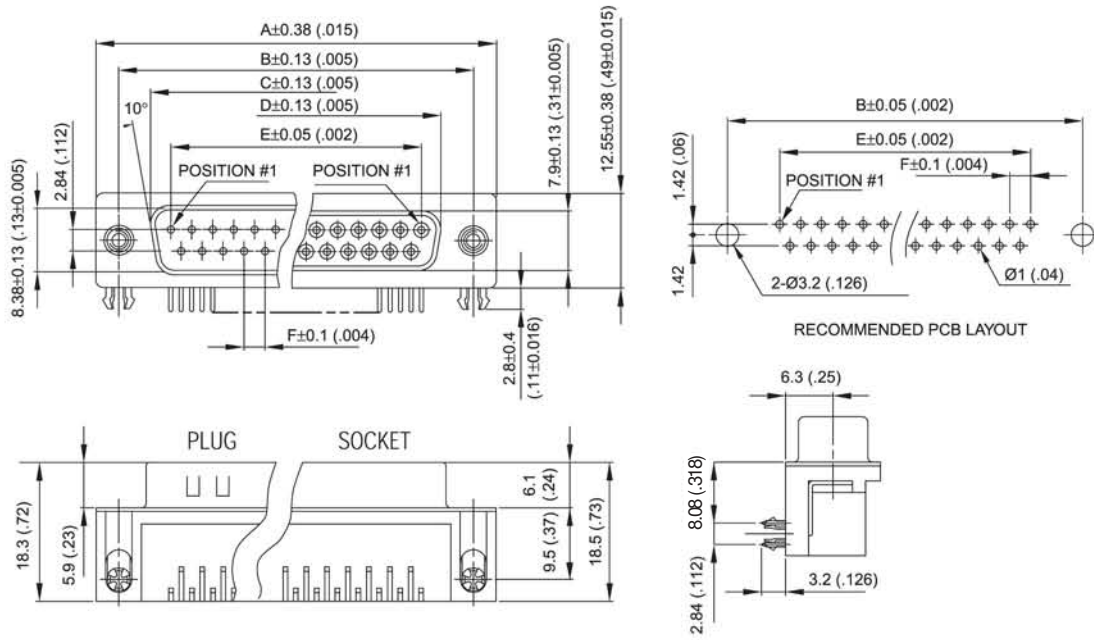
- Industrial
- Telecom
- Any industry standard I/O connections



Amphenol

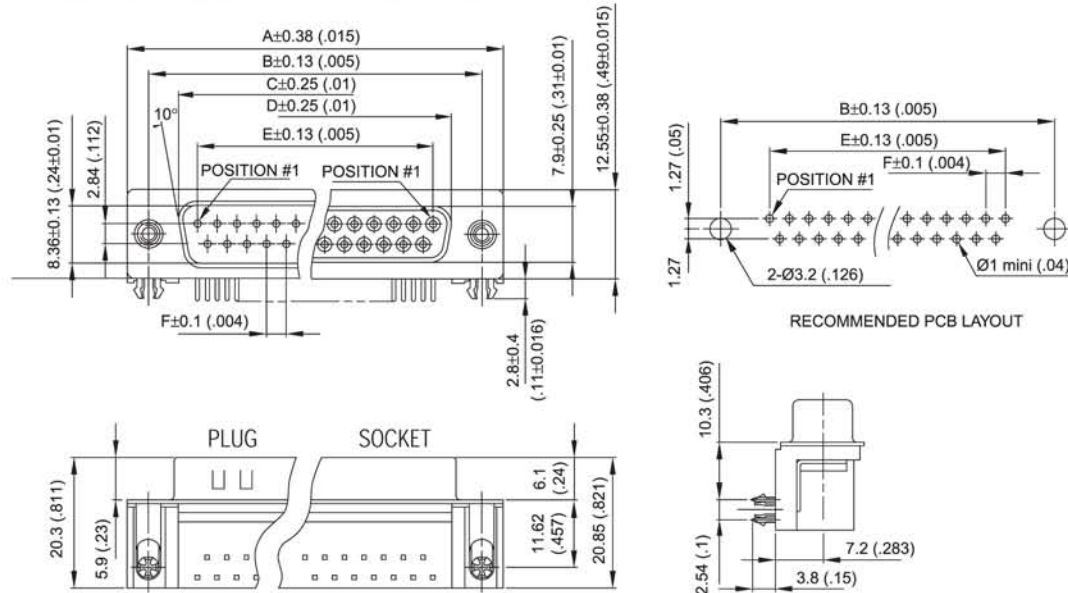
SD / E7

A4 style (MIL Footprint)



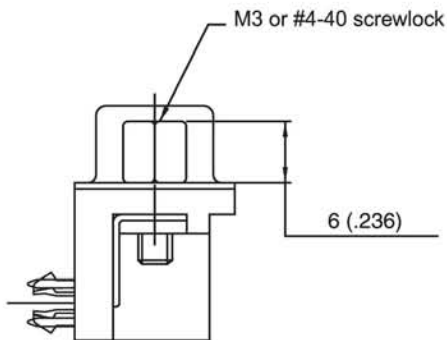
Nb OF CONTACTS	DIMENSIONS mm (inch)					
	A	B	C	D	E	F
9	30.84 (1.21)	24.99 (.98)	16.92 (.67)	16.24 (.64)	11.09 (.44)	2.74 (.108)
15	39.14 (1.54)	33.32 (1.31)	25.25 (.99)	24.56 (.97)	19.39 (.76)	2.74 (.108)
25	53.04 (2.09)	47.04 (1.85)	38.96 (1.53)	38.38 (1.51)	33.24 (1.31)	2.77 (.109)
37	69.32 (2.73)	63.50 (2.50)	55.42 (2.18)	54.76 (2.16)	49.86 (1.96)	2.77 (.109)

1A style (European Footprint)

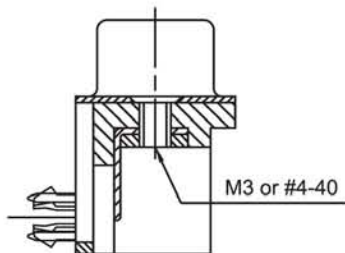


Nb OF CONTACTS	DIMENSIONS mm (inch)					
	A	B	C	D	E	F
9	30.84 (1.21)	24.99 (.98)	16.92 (.67)	16.24 (.64)	11.96 (.43)	2.74 (.108)
15	39.1 (1.54)	33.32 (1.31)	25.25 (.99)	24.66 (.97)	19.18 (.755)	2.74 (.108)
25	53.09 (2.09)	47.04 (1.85)	38.96 (1.53)	38.38 (1.51)	33.24 (1.31)	2.77 (.109)
37	69.4 (2.73)	63.50 (2.50)	55.42 (2.18)	54.84 (2.16)	49.86 (1.96)	2.77 (.109)

Panel mounting option

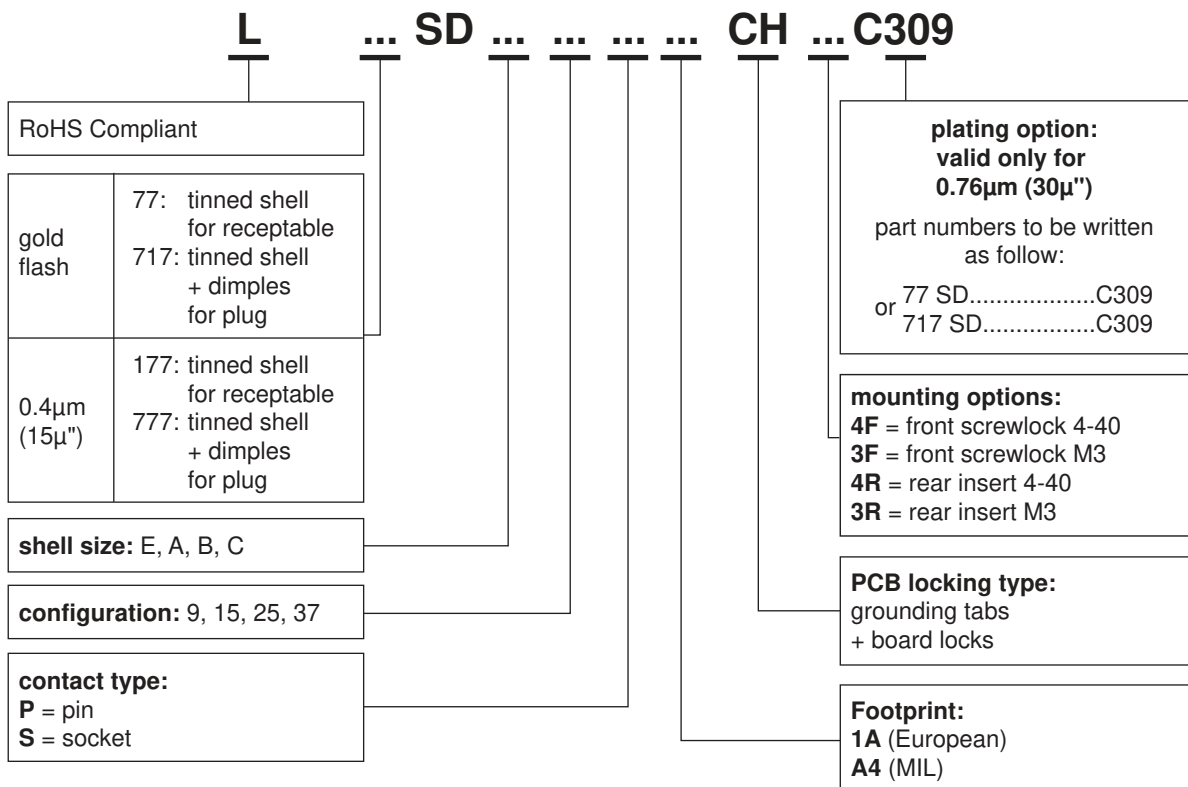


Front Female Screwlock
4F / 3F



Threaded Rear Insert
4R / 3R

How to order



For special request, please consult factory

Mouser Electronics

Authorized Distributor

Click to View Pricing, Inventory, Delivery & Lifecycle Information:

Amphenol:

[L77SDB25S1ACH3R](#) [L77SDE09S1ACH3R](#) [L77SDE09SA4CH4R](#) [L77SDC37SA4CH4F](#) [L77SDC37SABCH4FC309](#)
[L77SDA15SABCH3RC309](#) [L77SDA15SABCH4FC309](#) [L77SDB25S1ACH3FC309](#) [L77SDA15SA4CH4FC309](#)
[L77SDC37S1ACH3RC309](#) [L77SDE09S1ACH3RC309](#) [L77SDE09SA4CH3FC309](#) [L77SDE09SABCH3RC309](#)
[L77SDA15SA4CH3FC309](#) [L77SDA15SA4CH4RC309](#) [L77SDB25SABCH4RC309](#) [L77SDB25SA4CH3RC309](#)
[L77SDC37SABCH3RC309](#) [L77SDB25S1ACH4FC309](#) [L77SDC37SA4CH4FC309](#) [L77SDE09SA4CH4RC309](#)
[L77SDA15S1ACH4RC309](#) [L77SDA15S1ACH3FC309](#) [L77SDA15S1ACH3RC309](#) [L77SDB25SA4CH3FC309](#)
[L77SDC37SABCH3FC309](#) [L77SDE09S1ACH4RC309](#) [L77SDC37SABCH4RC309](#) [L77SDE09S1ACH4FC309](#)
[L77SDA15SABCH4RC309](#) [L77SDB25S1ACH3RC309](#) [L77SDC37SA4CH3RC309](#) [L77SDE09S1ACH3FC309](#)
[L77SDE09SA4CH4FC309](#) [L77SDE09SABCH4RC309](#) [L77SDA15SABCH3FC309](#) [L77SDE09SABCH3FC309](#)
[L77SDA15SA4CH3RC309](#) [L77SDB25SABCH3RC309](#) [L77SDC37S1ACH3FC309](#) [L77SDE09SA4CH3RC309](#)
[L77SDC37S1ACH4RC309](#) [L77SDE09SABCH4FC309](#) [L77SDB25S1ACH4RC309](#) [L77SDB25SABCH3FC309](#)
[L77SDC37SA4CH3FC309](#) [L77SDA15S1ACH4FC309](#) [L77SDB25SA4CH4FC309](#) [L77SDC37S1ACH4FC309](#)
[L77SDC37SA4CH4RC309](#) [L77SDB25SABCH4FC309](#) [L77SDB25SA4CH4RC309](#) [L77SDE09SA4CH4FA610C309Z](#)
[L77SDE09SA4CH](#) [L77SDE9S1ACH4F48](#) [L77SDE09SA0CH4RBLN](#) [L77SDA15S1ACH4F48](#) [L77SDA15SA4CH4F](#)
[L77SDE09SA4CH4F](#) [L77SDB25SA4CH4F](#) [L77SDE09S1ACH4R](#) [L77SDE09SA4CH3RR224](#) [L77SDA15SA4CH4F48](#)
[L77SDE09SA4CH4FZ](#) [L77SDB25SA4CH4FR](#) [L77SDE09SA4CH4F48](#) [L77SDC37S1ACH4F48](#) [L77SDE09SA4CH3F](#)
[L77SDE09SA4CH3R](#) [L77SDE09SABCH3R](#) [L77SDE09S1ACH4F48](#) [L77SDC37SABCH4R](#) [L77SDE09S1ACH3F](#)
[L77SDE09SABCH3F](#) [L77SDE09SABCH4F](#) [L77SDC37SA4CH3R](#) [L77SDB25S1ACH3F](#) [L77SDA15SABCH3F](#)
[L77SDE09S1ACH4F](#) [L77SDE09SABCH4R](#) [L77SDB25SABCH3F](#) [L77SDC37SA4CH4R](#) [L77SDB25SA4CH3F](#)
[L77SDB25SABCH4R](#) [L77SDC37S1ACH3F](#) [L77SDB25SA4CH4R](#) [L77SDB25SABCH4F](#) [L77SDC37SABCH3F](#)
[L77SDC37SABCH4F](#) [L77SDC37S1ACH3R](#) [L77SDC37S1ACH4F](#) [L77SDC37S1ACH4R](#) [L77SDC37SABCH3R](#)
[L77SDC37SA4CH3F](#) [L77SDB25SABCH3R](#) [L77SDA15S1ACH4F](#) [L77SDA15SABCH4F](#) [L77SDA15SABCH4R](#)
[L77SDB25S1ACH4R](#) [L77SDA15SA4CH3F](#)