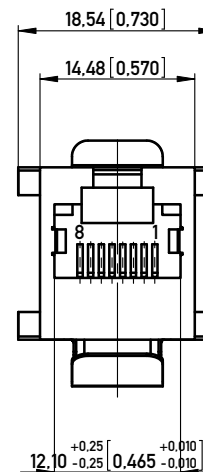
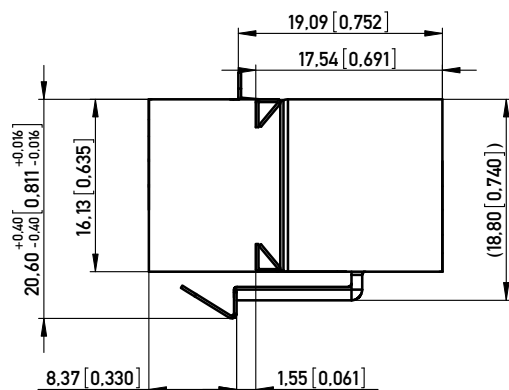
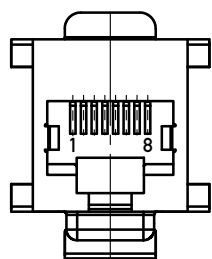
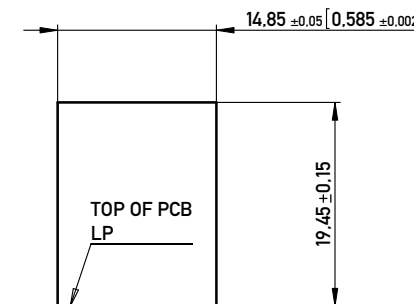
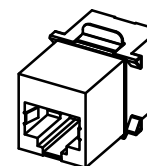
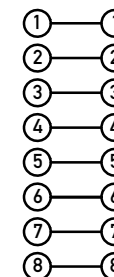


RECOMMENDED PANEL CUTOUT
EMPFÖHLENER FRONTPLATTEN-AUSSCHNITT



WIRING DIAGRAM



1:1

NOTE 1 : C-UL APPROVED E145613 AND MEETS FCC REQUIREMENTS
NOTE 2 : RECOMMENDED PANEL THICKNESS 1.6 mm [0.062"]
NOTE 3 : RoHS COMPLIANT

PART NO. IDENT. NR.	CONTACT FINISH OBERFLÄCHEN- BEHANDLUNG
133421	0.8µm Au [30µin], OVER Ni

Technical specifications

Materials & Finish	Standard applic.	Value
Insulation body	Standard description	PBT 30%
Contact material	Standard description	C5210 (acc. JIS)
Contact finish, mating zone	Thickness of plating	30 µin Au over 50 µin Ni
Contact finish termination zone	Thickness of plating	N.A.
Shell/shield material	Standard description	SUS301 (acc. JIS)
Shell/shield plating	Thickness of plating	50 µin Ni

Assembly process	Value
Packaging	Bag
Solder temperature	N.A.
Suitable assembly process	N.A.

Approvals	UL 94	Value
UL insulation body	UL 94	V0
UL File No.		E145613
RoHS compliant		Yes

Test Data	Standard applic.	Value
Mechanical properties		
Insertion/withdrawal force	IEC 603-7	max. 20 N
Mechanical operations	IEC 512-5, 9a	min. 1.000
Effectiveness of connector coupling device	IEC 512-8, 15f	50 N

Electrical properties	Standard applic.	Value
Creepage / clearance distances		
a) Contact - contact	IEC 807-3	0.52 mm
b) Contact - shell	IEC 807-3	min. 1.0 mm
Voltage proof (Dielectric Withstand Voltage)		
a) Contact - contact	IEC 512-2, 4a	min. 1.000 V AC/DC
b) Contact - shell/testpanel	IEC 512-2, 4a	min. 1.500 V AC/DC
Current carrying capacity	IEC 512-3, 5b	1.5 A @ 25° C
Contact resistance	IEC 512-2, 2a	max. 30 mOhm
Insulation resistance	IEC 512-2, 3a	min. 500 MOhm

Environmental properties	Value
Operation temperature	0 - 70° C

Copyright by ERNI GmbH. Proprietary notice pursuant to ISO 16106 to be observed.

Information:	Tolerances	 All Dimensions in mm (in)	Scale 2:1
All rights reserved. Only for Information. To insure that this is the latest version of this drawing, please contact one of the ERNI companies before using.	Subject to modification without prior notice. Drawing will not be updated.	Designation MOD JACK - MJC 8P8C, COUPLER, SHIELDED	
C	18.09.2008	www.ERNI.com	1 (1/1) A3
Index	Date	Class	MJ