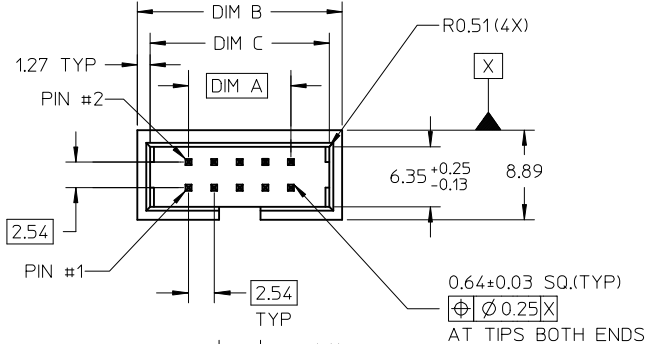


10 9 8 7 6 5 4 3 2 1

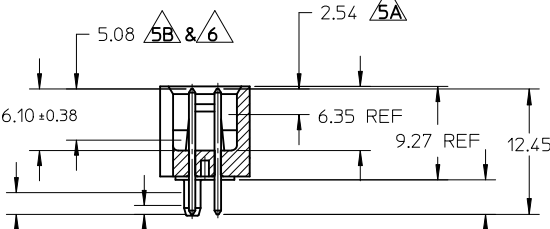
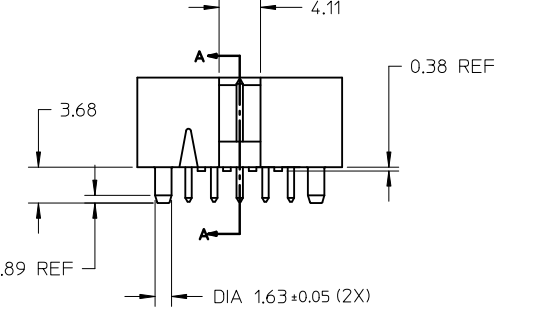


PART NUMBER LEGEND

87834 - * * 1 1

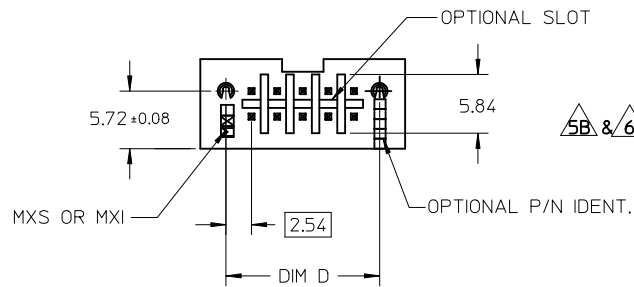
CKT SIZES

ASSEMBLY P/N	CKT SIZE	DIM A	DIM B	DIM C	DIM D
87834-0411	04	2.54	12.70	10.16	7.62
87834-0611	06	5.08	15.24	12.70	10.16
87834-0811	08	7.62	17.78	15.24	12.70
87834-1011	10	10.16	20.32	17.78	15.24
87834-1211	12	12.70	22.86	20.32	17.78
87834-1411	14	15.24	25.40	22.86	20.32
87834-1611	16	17.78	27.94	25.40	22.86
87834-1811	18	20.32	30.48	27.94	25.40
87834-2011	20	22.86	33.02	30.48	27.94
87834-2411	24	27.94	38.10	35.56	33.02
87834-2611	26	30.48	40.64	38.10	35.56
87834-3011	30	35.56	45.72	43.18	40.64
87834-3411	34	40.64	50.80	48.26	45.72
87834-4011	40	48.26	58.42	55.88	53.34
87834-4411	44	53.34	63.50	60.96	58.42
87834-5011	50	60.96	71.12	68.58	66.04
87834-5611	56	68.58	78.74	76.20	73.66
87834-6011	60	73.66	83.82	81.28	78.74
87834-6411	64	78.74	88.90	86.36	83.82

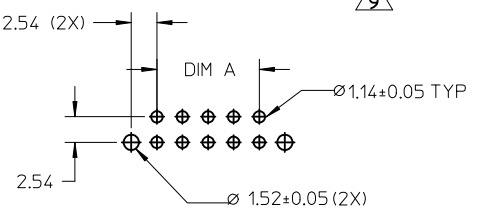
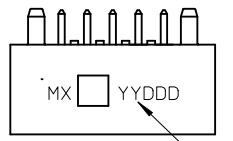


NOTES :

- MATERIAL :
HOUSING : NYLON 46 GLASS FILLED., UL94V-0, COLOR: BIEGE.
PIN : COPPER ALLOY.
- PIN PUSHOUT FORCE 0.91 KG MIN.
- PRODUCT SPECIFICATION PS-70246-100 APPLIES.
- WAFER TO BE FLAT WITHIN 0.03MM/CM
- DIMENSIONS FOR PLATING LOCATIONS : A - MEASURE POINT FOR THICKNESS.
B - MINIMUM COVERAGE.
- GOLD END OF PIN UNLESS OVERALL PLATED.
- FINISH :
0.13um MIN GOLD FLASH OVER 1.02um MIN.PD/NI
IN SELECTED AREA AND 2.5um MIN.TIN IN SELECTED AREA OVER 1.27um MIN NICKEL OVERALL
- FOR ILLUSTRATION PURPOSE A 10 CKT IS SHOWN.
- OPTIONAL LOCATION FOR MANUFACTURER/YEAR/DAY MARKING IF REQUIRED BY CUSTOMER



SECTION A-A



RECOMMENDED PCB PATTERN

REMOVE 72CKT OPTION EC NO: S2012-0308 DR: NAIATSEE CHKD: SKANG APPR: MLONG A4	DESCRIPTION 2011/10/31 2011/11/23 2012/01/10	QUALITY SYMBOLS	GENERAL TOLERANCES (UNLESS SPECIFIED)	DIMENSION STYLE	SCALE	DESIGN UNITS	THIRD ANGLE PROJECTION
		▽=0 ∠=0	mm INCH	MM ONLY	NTS	METRIC	

4 PLACES	± ---	± ---
3 PLACES	± ---	± ---
2 PLACES	± 0.20	± ---
1 PLACE	± ---	± ---
ANGULAR ± 3 °		
DRAFT WHERE APPLICABLE MUST REMAIN WITHIN DIMENSIONS		

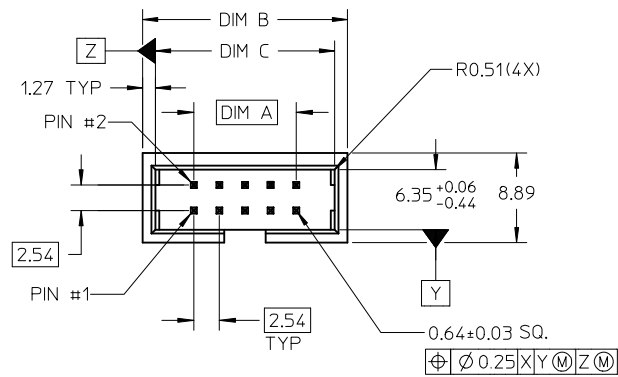
DRAWN BY	DATE	TITLE
RSNAN	2003/11/21	SALES DRAWING, C-GRID SHROUDED W/SLOTTED & IN-LINE POLARIZATION PEG
CHECKED BY	DATE	
KCL ING	2003/12/05	
APPROVED BY	DATE	
SKTOH	2003/12/06	
MATERIAL NO.	DOCUMENT NO.	SHEET NO.
SEE TABLE	SD-87834-024	1 OF 1

MOLEX INCORPORATED

THIS DRAWING CONTAINS INFORMATION THAT IS PROPRIETARY TO MOLEX INCORPORATED AND SHOULD NOT BE USED WITHOUT WRITTEN PERMISSION

9 8 7 6 5 4 3 2 1

10 9 8 7 6 5 4 3 2 1



PART NUMBER LEGEND

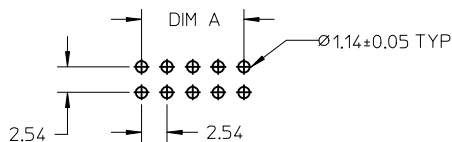
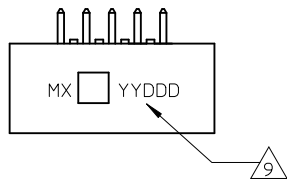
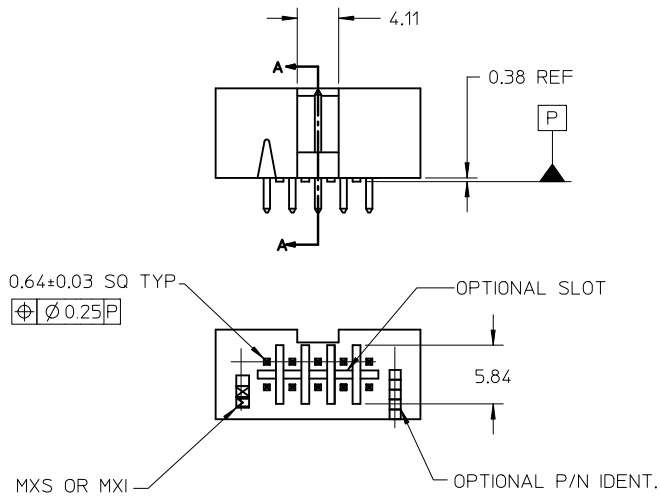
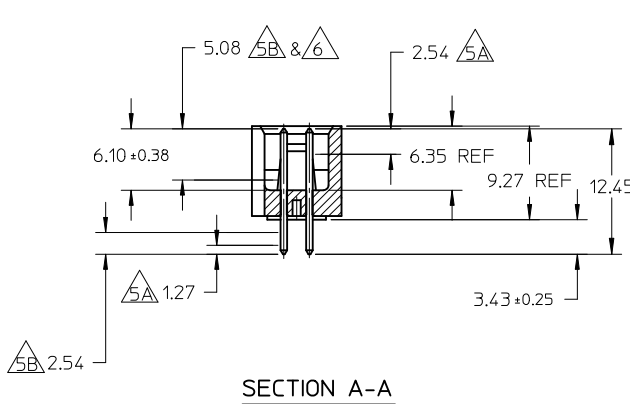
87834 - * * * 1 9

CKT SIZES

ASSEMBLY P/N	CKT SIZE	DIM A	DIM B	DIM C
87834-0419	04	2.54	12.70	10.16
87834-0619	06	5.08	15.24	12.70
87834-0819	08	7.62	17.78	15.24
87834-1019	10	10.16	20.32	17.78
87834-1219	12	12.70	22.86	20.32
87834-1419	14	15.24	25.40	22.86
87834-1619	16	17.78	27.94	25.40
87834-2019	20	22.86	33.02	30.48
87834-2419	24	27.94	38.10	35.56
87834-2619	26	30.48	40.64	38.10
87834-3019	30	35.56	45.72	43.18
87834-3419	34	40.64	50.80	48.26
87834-4019	40	48.26	58.42	55.88
87834-4419	44	53.34	63.50	60.96
87834-5019	50	60.96	71.12	68.58
87834-5619	56	68.58	78.74	76.20
87834-6019	60	73.66	83.82	81.28
87834-6419	64	78.74	88.90	86.36

NOTES :

- MATERIAL :
HOUSING : POLYESTER (PBT), UL94V-0, COLOR: BLACK.
PIN : COPPER ALLOY.
- PIN PUSHOUT FORCE 0.91 KG MIN.
- PRODUCT SPECIFICATION PS-70246-100 APPLIES.
- WAFER TO BE FLAT WITHIN 0.03MM/CM
- DIMENSIONS FOR PLATING LOCATIONS : A - MEASURE POINT FOR THICKNESS.
B - MINIMUM COVERAGE.
- GOLD END OF PIN UNLESS OVERALL PLATED.
- FINISH :
0.13um MIN. GOLD IN CONTACT AREA,
AND 1.9um MIN. TIN IN SOLDER AREA,
BOTH OVER 1.27um MIN. NICKEL OVERALL.
- FOR ILLUSTRATION PURPOSE A 10 CKT IS SHOWN.
- OPTIONAL LOCATION FOR MANUFACTURER/YEAR/DAY MARKING IF REQUIRED BY CUSTOMER



RECOMMENDED PCB PATTERN

REMOVE 72CKT OPTION EC NO: S2012-0308 DRW:ATSEE CHKD:SKANG APPR:MLONG	REV A3	DESCRIPTION	QUALITY SYMBOLS ▽=0 ∇=0	GENERAL TOLERANCES (UNLESS SPECIFIED)		DIMENSION STYLE MM ONLY		SCALE NTS	DESIGN UNITS METRIC	THIRD ANGLE PROJECTION
				mm	INCH	DRAWN BY RSHAN	DATE 2003/11/20	TITLE C-GRID, SHROUDED WAFER WINDOW, W/O END SLOTS & POLARIZATION PEGS		
				4 PLACES ± --- ± ---	3 PLACES ± --- ± ---	CHECKED BY KCL ING	DATE 2003/12/05	MOLEX INCORPORATED		
				2 PLACES ± 0.20 ± ---	1 PLACE ± --- ± ---	APPROVED BY SKTOH	DATE 2003/12/06	MATERIAL NO. SEE TABLE	DOCUMENT NO. SD-87834-025	SHEET NO. 1 OF 1
DRAFT WHERE APPLICABLE MUST REMAIN WITHIN DIMENSIONS				ANGULAR ± 3 °		THIS DRAWING CONTAINS INFORMATION THAT IS PROPRIETARY TO MOLEX INCORPORATED AND SHOULD NOT BE USED WITHOUT WRITTEN PERMISSION				

9 8 7 6 5 4 3 2 1