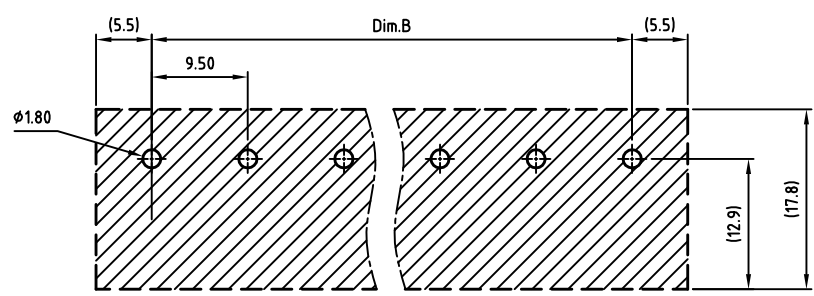
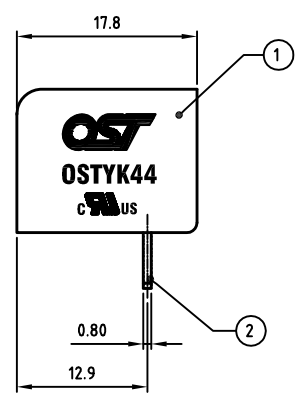
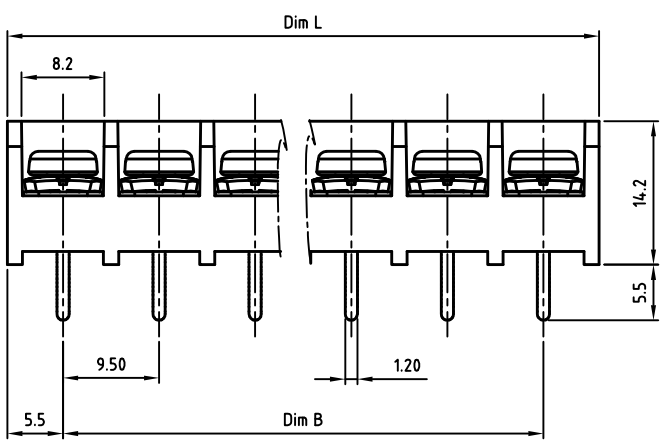
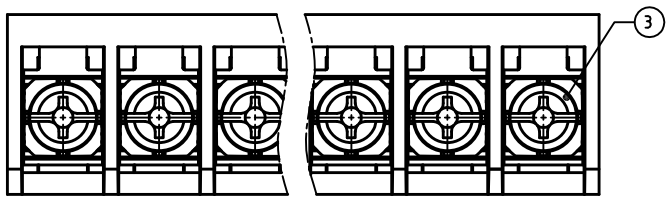


Transfer or duplication of this document as well as the utilisation or communication of its content are not permitted unless express consent is granted. Violations give rise to claims for damages. All rights reserved in case of patent, utility model or design patent registrations.



P.C.B Layout

Technical data

- 1.Nominal voltage: 300V/30A  
PITCH: 9.5mm
- 2.Connection capacity:  
AWG 22-12
- 3.Insulation Withstanding Voltage:  
AC 2500V/MIN
- 4.Insulation Resistance:  
1000MΩ or more at DC500V
- 5.Tightening torque:  
12.2kgf.cm (1.2N.m)
- 6.Screw thread: M4
- 7.Operating temperature range: -40°C ~ 115°C  
Soldering temperature: 250°C ± 10°C / 5s
- 8.Undimensioned Tolerances:

Dim.L=Px9.5+1.5		
Dim.B=(P-1)x9.5		
P= number of poles		
	Dim B	Dim L
0-30mm	±0.15	±0.20
over 30mm-60mm	±0.20	±0.30
over 60mm-90mm	±0.25	±0.40
over 90mm-180mm	±0.30	±0.50
over 180mm	±0.50	±0.80

- 9.Safety approval:
- 10.RoHS Compliance

Part No.: OSTYK441XX030

No. of Poles  
 02 2 Poles  
 03 3 Poles  
 ... ..  
 24 24 Poles

3	SCREW+WASHER	STEEL	M4, Ni Plated	P
2	CONTACT	BRASS	M4, Tin PLATED	P
1	BODY	PA66 UL94V-0	Black	1
ITEM	NAME OF PART	MATERIAL	NOTES	Q'TY
DWG.	WF. Zhang	DATE	2016.04.20	UNITS: MM SHEET: 1 OF 1 Tolerance
CHK.	WF. Zhang	DATE	2016.04.20	SCALE: NONE 2:1 ( : ) REV.: A
APP.		DATE		X. ±0.50 X.X ±0.30 X.XX ±0.10 X* ±1*
		TITLE:	OSTYK441 9.50 Series	
SIGN		PART NO.	OSTYK441XX030	
DESCRIPTION		DWG NO.	OSTYK441XX030.dwg	
CHK.		DATE	ON-SHORE TECHNOLOGY, INC.	