



Connectors > Connector Accessories > Connector Strain Relief



Strain Relief Accessory Type: **Strain Relief Cover**

Primary Product Material: **Nylon**

Primary Product Color: **Natural**

Packaging Method: **Package**

Packaging Quantity: **1**

Features

Product Type Features

Connector Accessory Options	Slide Latch
Strain Relief Accessory Type	Strain Relief Cover

Body Features

Primary Product Material	Nylon
Primary Product Color	Natural

Usage Conditions

Operating Temperature Range	-20 – 105 °C[-4 – 221 °F]
-----------------------------	---------------------------

Packaging Features

Packaging Method	Package
Packaging Quantity	1

Other

Connector Accessory Comment	Must use cap housing adapters when attaching strain reliefs to a cap housing. Two adapters required per housing., Strain
-----------------------------	--

relief part number represents one half of a strain relief. Two of a part number are required per connector.

Product Compliance

For compliance documentation, visit the product page on [TE.com](#)>

EU RoHS Directive 2011/65/EU	Compliant
EU ELV Directive 2000/53/EC	Compliant
China RoHS 2 Directive MIIT Order No 32, 2016	No Restricted Materials Above Threshold
EU REACH Regulation (EC) No. 1907/2006	Current ECHA Candidate List: JUNE 2023 (235) Candidate List Declared Against: JUNE 2023 (235) Does not contain REACH SVHC
Halogen Content	Low Halogen - Br, Cl, F, I < 900 ppm per homogenous material. Also BFR/CFR/PVC Free
Solder Process Capability	Not applicable for solder process capability

Product Compliance Disclaimer





This information is provided based on reasonable inquiry of our suppliers and represents our current actual knowledge based on the information they provided. This information is subject to change. The part numbers that TE has identified as EU RoHS compliant have a maximum concentration of 0.1% by weight in homogenous materials for lead, hexavalent chromium, mercury, PBB, PBDE, DBP, BBP, DEHP, DIBP, and 0.01% for cadmium, or qualify for an exemption to these limits as defined in the Annexes of Directive 2011/65/EU (RoHS2). Finished electrical and electronic equipment products will be CE marked as required by Directive 2011/65/EU. Components may not be CE marked. Additionally, the part numbers that TE has identified as EU ELV compliant have a maximum concentration of 0.1% by weight in homogenous materials for lead, hexavalent chromium, and mercury, and 0.01% for cadmium, or qualify for an exemption to these limits as defined in the Annexes of Directive 2000/53/EC (ELV). Regarding the REACH Regulation, the information TE provides on SVHC in articles for this part number is based on the latest European Chemicals Agency (ECHA) 'Guidance on requirements for substances in articles' posted at this URL: <https://echa.europa.eu/guidance-documents/guidance-on-reach>


Compatible Parts

 <p>TE Part # 350787-3 02P UMNL PIN HDR ASSY 94VO LF</p>	 <p>TE Part # 3-350942-0 02P UMNL HDR ASSY R/A 94VO LF</p>	 <p>TE Part # 350787-1 02P UMNL PIN HDR ASSY 94VO</p>	 <p>TE Part # 350428-4 02P UMNL PIN HDR ASSY NATL AU</p>
---	--	--	---


 <p>TE Part # 350759-5 02P UMNL HDR ASSY PC V2 LF</p>	 <p>TE Part # 1-350942-0 02P UMNL HDR ASSY R/A 94VO</p>	 <p>TE Part # 350786-3 02P UMNL HDR ASSY AU 94VO</p>	 <p>TE Part # 350824-1 02P UMNL HDR ASSY PC 94VO</p>
 <p>TE Part # 643226-1 02P UMNL HDR ASSY R/A 94VO</p>	 <p>TE Part # 641964-1 02P UMNL PIN HDR ASSY POL 94VO</p>	 <p>TE Part # 350824-4 02P UMNL HDR ASSY PC LF</p>	 <p>TE Part # 350777-1 02P UMNL PLUG HSG</p>
 <p>TE Part # 350428-1 02P UMNL PIN HDR ASSY NATL</p>	 <p>TE Part # 350759-4 02P UMNL HDR ASSY PC V2 NATL</p>	 <p>TE Part # 641963-1 02P UMNL PIN HDR ASSY POL NATL</p>	 <p>TE Part # 641964-3 02P UMNL PIN HDR ASSY POL LF</p>
 <p>TE Part # 350786-1 02P UMNL HDR ASSY 94VO</p>	 <p>TE Part # 350778-1 02P UMNL CAP HSG</p>	 <p>TE Part # 1-480699-0 02P UMNL CAP HSG NATL</p>	 <p>TE Part # 1-480698-0 02P UMNL PLUG HSG NATL</p>

Also in the Series | **Universal MATE-N-LOK**


 <p>Circular Power Connectors(2)</p>	 <p>Connector Contacts(7)</p>	 <p>Connector Strain Relief(34)</p>	 <p>Insertion & Extraction Tools(4)</p>
---	---	--	--



Power Contacts(201)



Rectangular Connector Adapters(7)




Rectangular Connector Hardware(1)



Rectangular Connector Housings(1)



Rectangular Connector Keying Plugs(3)



Rectangular Connector Seals(26)



Rectangular Power Connectors(662)

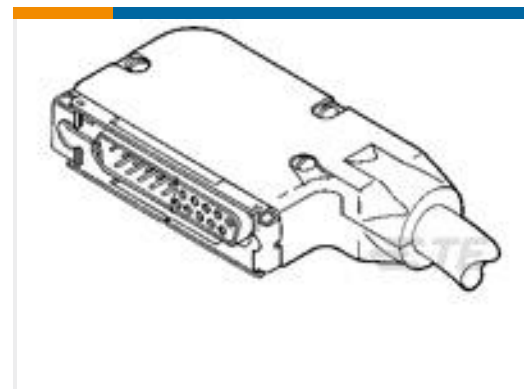
Customers Also Bought



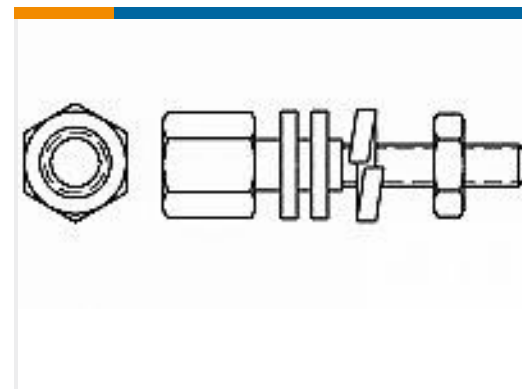
TE Part #745254-2
20DF PIN CONTACT,PLATED



TE Part #3-6609951-6
PS0SXDHXB=C4450



TE Part #5745652-3
DIECAST STRAIN RELIEF KIT,SZ 2



TE Part #5747223-3
AMPLI FEM S'LOCK KIT



TE Part #2007705-1
IMP100S,R,RA3P10C,UG,39



TE Part #134752-3
KIT CAPOT HD-20 9P



TE Part #2057410-1
IMP100S,R,RA2P16C,RG,39



TE Part #6368035-3
2X6 OFFSET STK MJ,SHLD,G/YLED



TE Part #193841-1
PIN, 2MM, 12-14 AWG

Documents



Product Drawings

02P UMNL STR/RELIEVE

English

CAD Files

3D PDF

3D

Customer View Model

[ENG_CVM_CVM_640713-2_AB_c-640713-2-ab.2d_dxf.zip](#)

English

Customer View Model

[ENG_CVM_CVM_640713-2_AB_c-640713-2-ab.3d_igs.zip](#)

English

Customer View Model

[ENG_CVM_CVM_640713-2_AB_c-640713-2-ab.3d_stp.zip](#)

English

By downloading the CAD file I accept and agree to the [Terms and Conditions](#) of use.

Datasheets & Catalog Pages

SOFT_SHELL_PIN_SOCKET_CONNECTORS_STANDARD_DENSITY

English

Product Specifications

Application Specification

English

Product Environmental Compliance

Product Compliance Document

English

Product Compliance Document

English

Instruction Sheets

Instruction Sheet (U.S.)

English