



1.3 dB NF Low Noise Amplifier, Operating from 20 MHz to 1 GHz with 30 dB Gain, 18 dBm P1dB and SMA

TECHNICAL DATA SHEET

PE15A1051

The PE15A1051 is a low noise coaxial amplifier operating in the 20 MHz to 1000 MHz frequency range. Impressive broadband typical performance includes 1.3 dB noise figure, 30 dB small signal gain, +18 dBm P1dB, and an output 3rd order intercept point of +32 dBm. This exceptional technical performance is achieved through the use of a hybrid MIC design and advanced E-pHEMT devices. The low noise amplifier requires a +12V DC power supply, and operates over a temperature range of -40°C to +75°C. The rugged and compact package supports SMA Female connectors and RFI and Ground pins. And for highly reliable operation, the model is guaranteed to meet MIL-STD-202 environmental test conditions for Humidity, Shock, Vibration, and Altitude.

Features

- 20 MHz to 1000 MHz Frequency Range
- Low Noise Figure: 1.3 dB
- High Dynamic Range
- Efficient GaAs pHEMT Design
- Small Signal Gain: 30 dB
- Output P1dB: +18 dBm
- Output IP3: +32 dBm
- Operating Temperature: -40°C to +75°C
- 50 Ohm Input and Output Matched
- DC Power Supply: +12V / 140 mA
- SMA Female Connectors
- Designed to meet MIL-STD-202 Test Conditions

Applications

- Test & Measurement
- R&D Labs
- General Purpose Amplification
- Aerospace & Defense
- Wireless Infrastructure
- Communication Systems

Electrical Specifications (TA = +25°C, DC Voltage = 12Vdc, DC Current = 140mA)

Description	Minimum	Typical	Maximum	Units
Frequency Range	20		1,000	MHz
Small Signal Gain	27	30		dB
Gain Flatness		±0.5	±0.8	dB
Output at 1 dB Compression Point	+18	+18		dBm
Output 3rd Intercept Point	+30	+32		dBm
Noise Figure		1.3	1.7	dB
Input VSWR		1.4:1		
Output VSWR		1.4:1		
Reverse Isolation		-57		dB
Operating DC Voltage	10	12	18	Volts
Operating DC Current		140	160	mA
Operating Temperature Range	-40		+75	°C

Click the following link (or enter part number in "SEARCH" on website) to obtain additional part information including price, inventory and certifications: [1.3 dB NF Low Noise Amplifier, Operating from 20 MHz to 1 GHz with 30 dB Gain, 18 dBm P1dB and SMA PE15A1051](#)



1.3 dB NF Low Noise Amplifier, Operating from 20 MHz to 1 GHz with 30 dB Gain, 18 dBm P1dB and SMA

TECHNICAL DATA SHEET

PE15A1051

Absolute Maximum Rating

Parameter	Rating	Units
Supply Voltage	+25	V
RF Input Power	+15	dBm
Operating Temperature	-40 to +85	°C
Storage Temperature	-55 to +125	°C



ESD Sensitive Material,
Transport material in
Approved ESD bags.
Handle only in approved
ESD Workstation.

Mechanical Specifications

Size

Length	1.25 in [31.75 mm]
Width	1.25 in [31.75 mm]
Height	0.563 in [14.3 mm]
Input Connector	SMA Female
Output Connector	SMA Female

Environmental Specifications

Temperature

Operating Range	-40 to +75 deg C
Storage Range	-55 to +125 deg C

Humidity	MIL-STD-202F, Method 103B, Condition B
Shock	MIL-STD-202F, Method 213B, Condition B
Vibration	MIL-STD-202F, Method 204D, Condition B
Altitude	MIL-STD-202F, Method 105C, Condition B

Compliance Certifications (see [product page](#) for current document)

Plotted and Other Data

Notes:

- Values at +25 °C, sea level
- ESD Sensitive Material, Transport material in Approved ESD bags. Handle only in approved ESD Workstation.

Click the following link (or enter part number in "SEARCH" on website) to obtain additional part information including price, inventory and certifications: [1.3 dB NF Low Noise Amplifier, Operating from 20 MHz to 1 GHz with 30 dB Gain, 18 dBm P1dB and SMA PE15A1051](#)

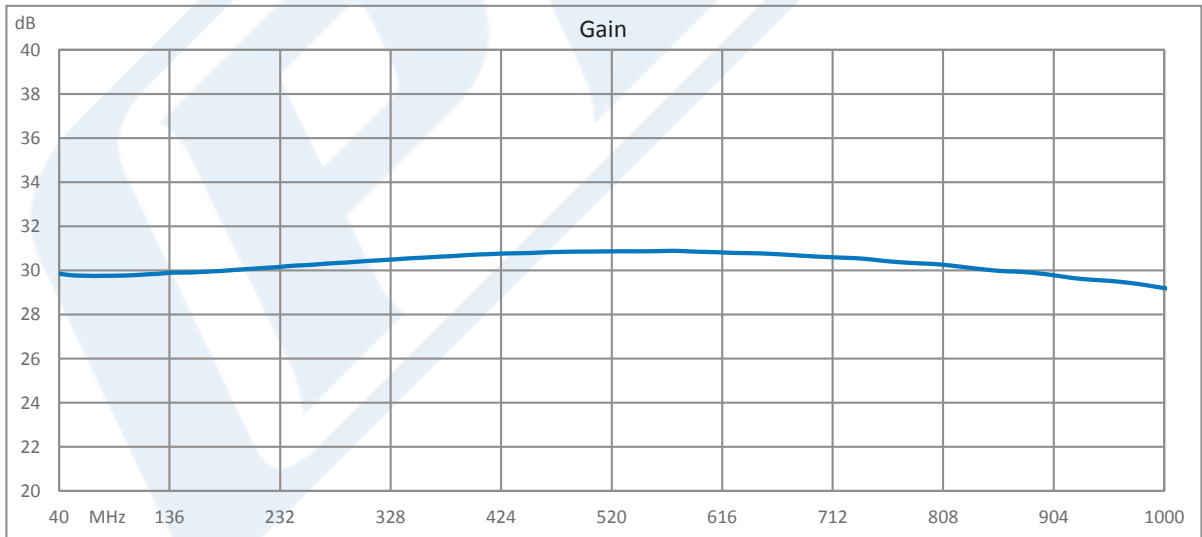
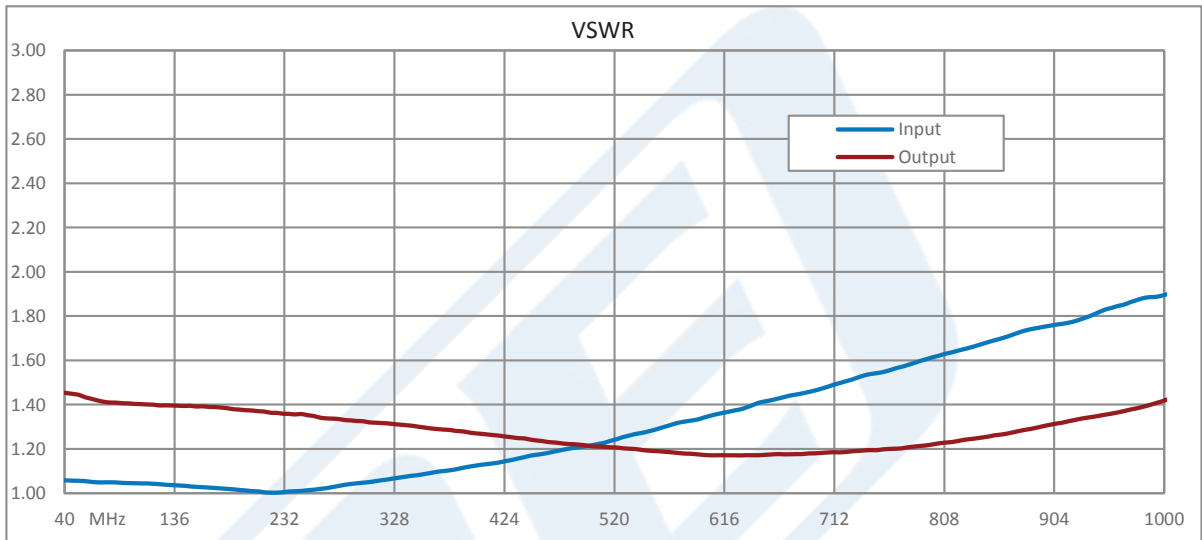


1.3 dB NF Low Noise Amplifier, Operating from 20 MHz to 1 GHz with 30 dB Gain, 18 dBm P1dB and SMA

TECHNICAL DATA SHEET

PE15A1051

Typical Performance Data



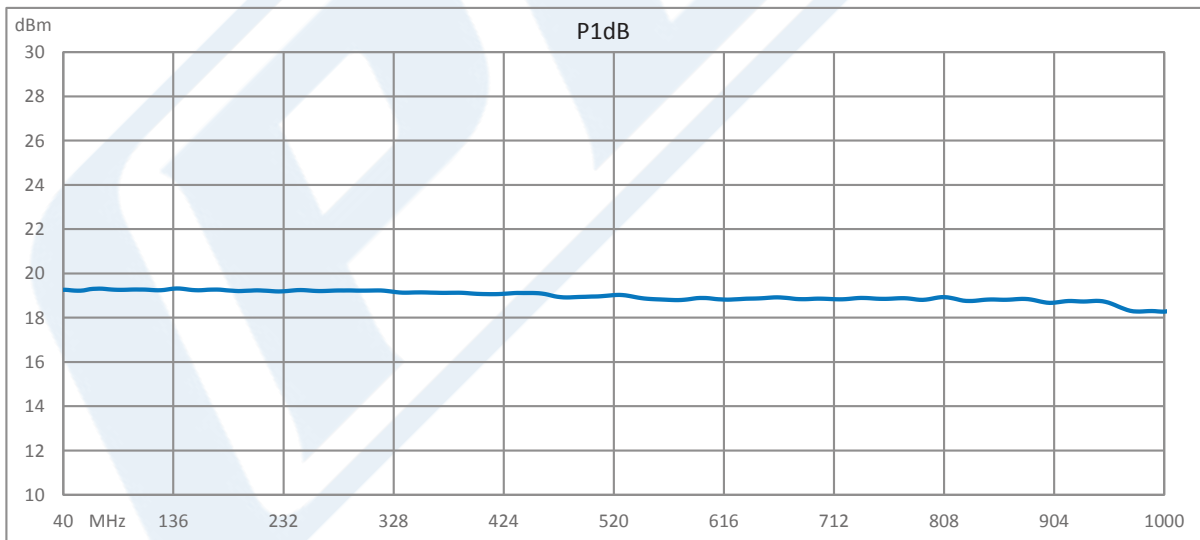
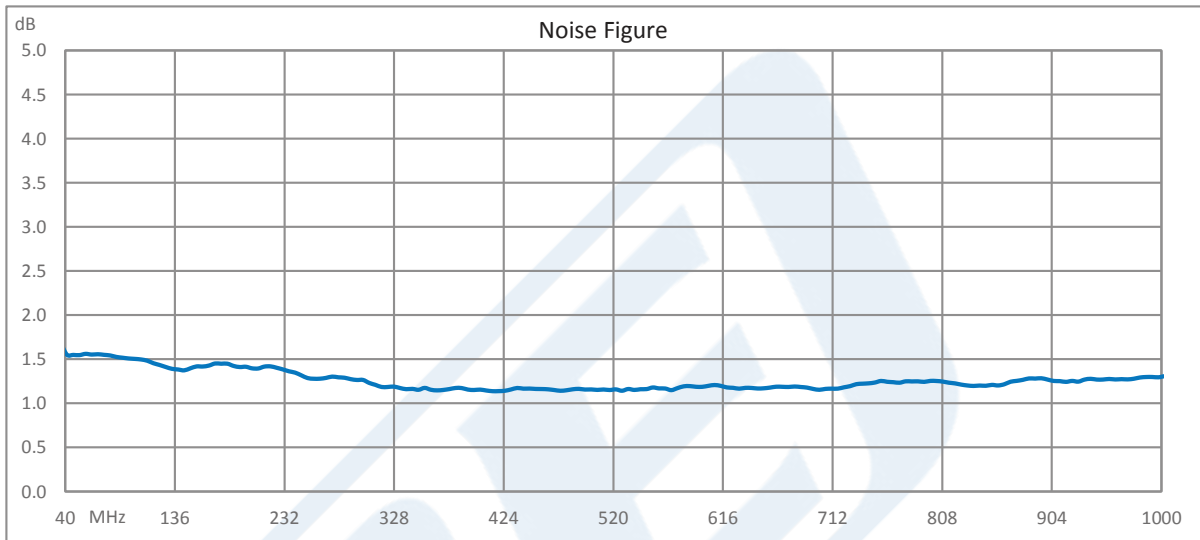
Click the following link (or enter part number in "SEARCH" on website) to obtain additional part information including price, inventory and certifications: [1.3 dB NF Low Noise Amplifier, Operating from 20 MHz to 1 GHz with 30 dB Gain, 18 dBm P1dB and SMA PE15A1051](#)



1.3 dB NF Low Noise Amplifier, Operating from 20 MHz to 1 GHz with 30 dB Gain, 18 dBm P1dB and SMA

TECHNICAL DATA SHEET

PE15A1051



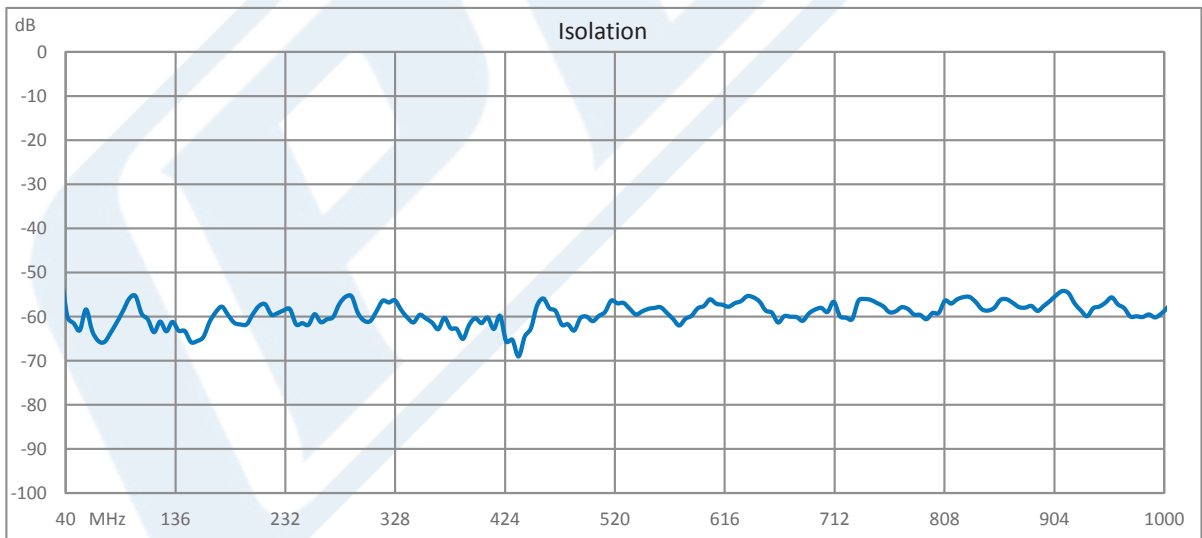
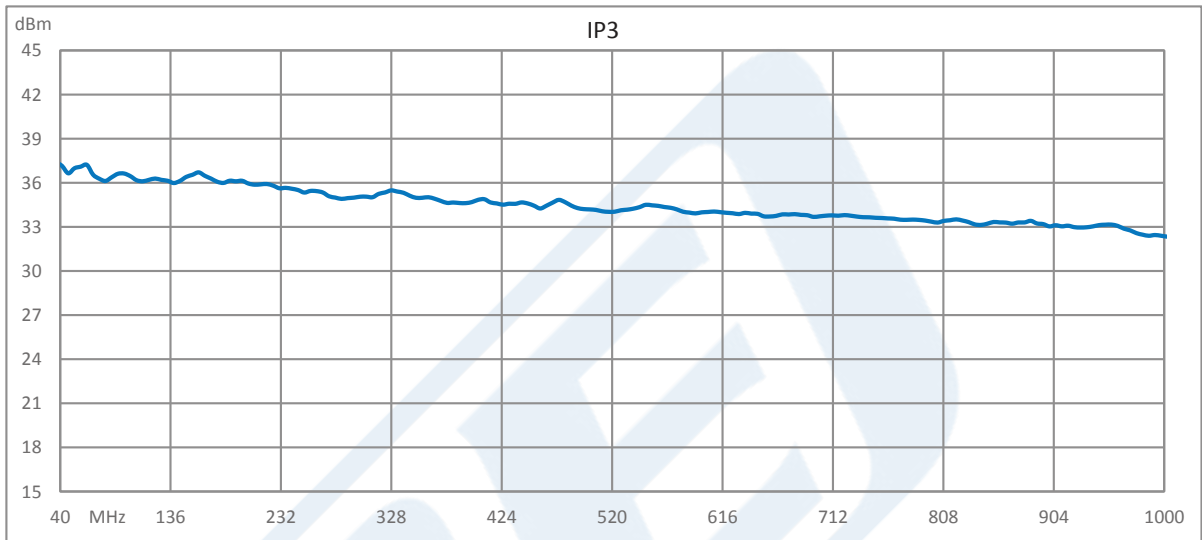
Click the following link (or enter part number in "SEARCH" on website) to obtain additional part information including price, inventory and certifications: [1.3 dB NF Low Noise Amplifier, Operating from 20 MHz to 1 GHz with 30 dB Gain, 18 dBm P1dB and SMA PE15A1051](#)



1.3 dB NF Low Noise Amplifier, Operating from 20 MHz to 1 GHz with 30 dB Gain, 18 dBm P1dB and SMA

TECHNICAL DATA SHEET

PE15A1051



Click the following link (or enter part number in "SEARCH" on website) to obtain additional part information including price, inventory and certifications: [1.3 dB NF Low Noise Amplifier, Operating from 20 MHz to 1 GHz with 30 dB Gain, 18 dBm P1dB and SMA PE15A1051](#)



1.3 dB NF Low Noise Amplifier, Operating from 20 MHz to 1 GHz with 30 dB Gain, 18 dBm P1dB and SMA

TECHNICAL DATA SHEET

PE15A1051

1.3 dB NF Low Noise Amplifier, Operating from 20 MHz to 1 GHz with 30 dB Gain, 18 dBm P1dB and SMA from Pasternack Enterprises has same day shipment for domestic and International orders. Our RF, microwave and millimeter wave products maintain a 99.4% availability and are part of the broadest selection in the industry.

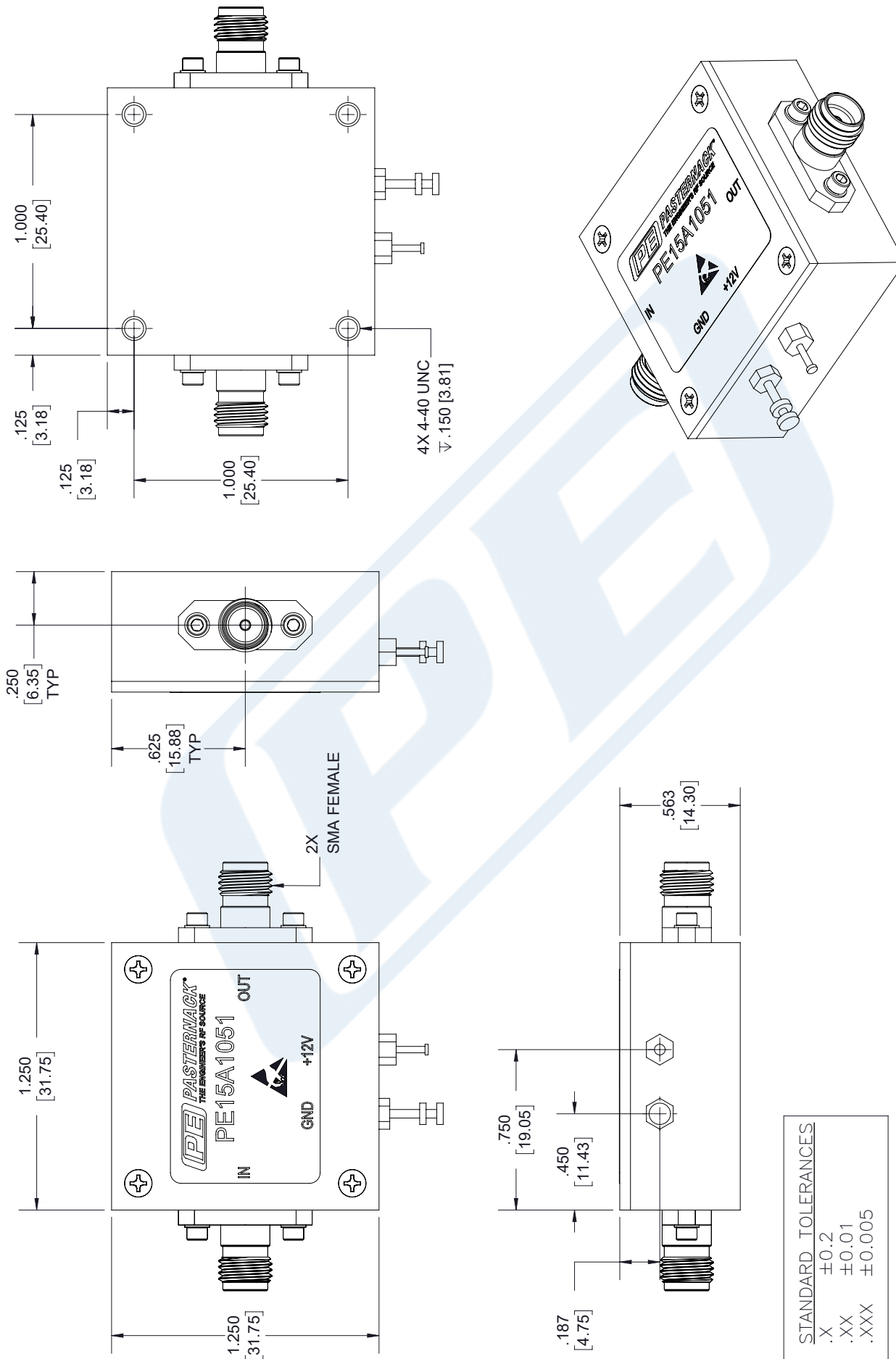
Click the following link (or enter part number in "SEARCH" on website) to obtain additional part information including price, inventory and certifications: [1.3 dB NF Low Noise Amplifier, Operating from 20 MHz to 1 GHz with 30 dB Gain, 18 dBm P1dB and SMA PE15A1051](#)

URL: <https://www.pasternack.com/1.3-db-1-ghz-low-noise-amplifier-30-db-gain-sma-pe15a1051-p.aspx>

The information contained in this document is accurate to the best of our knowledge and representative of the part described herein. It may be necessary to make modifications to the part and/or the documentation of the part, in order to implement improvements. Pasternack reserves the right to make such changes as required. Unless otherwise stated, all specifications are nominal. Pasternack does not make any representation or warranty regarding the suitability of the part described herein for any particular purpose, and Pasternack does not assume any liability arising out of the use of any part or documentation.

PE15A1051 CAD Drawing

1.3 dB NF Low Noise Amplifier, Operating from 20 MHz to 1 GHz with 30 dB Gain, 18 dBm P1dB and SMA



STANDARD TOLERANCES	
.X	± 0.2
.XX	± 0.01
.XXX	± 0.005

*STANDARD TOLERANCES APPLY ONLY TO DIMENSIONS IN INCHES

<p>PE PASTERNAK THE ENGINEER'S RF SOURCE</p> <p>Pasternack Enterprises, Inc. P.O. Box 16759 Irvine CA 92623</p> <p>Phone: (949) 261-1920 Fax: (949) 261-7451 Website: www.pasternack.com E-Mail: sales@pasternack.com</p>	DWG TITLE	PE15A1051
	CAGE CODE	53919
NOTES:	<p>1. UNLESS OTHERWISE SPECIFIED ALL DIMENSIONS ARE NOMINAL.</p> <p>2. ALL SPECIFICATIONS ARE SUBJECT TO CHANGE WITHOUT NOTICE AT ANY TIME.</p> <p>3. DIMENSIONS ARE IN INCHES [mm].</p>	
CAD FILE	04/26/18	SCALE N/A
SIZE	A	7361