

## Base strip - MDSTBW 2,5/ 3-G - 1802427

Please be informed that the data shown in this PDF Document is generated from our Online Catalog. Please find the complete data in the user's documentation. Our General Terms of Use for Downloads are valid (<http://phoenixcontact.com/download>)



Header, Nominal current: 10 A, Rated voltage (III/2): 320 V, Number of positions: 3, Pitch: 5 mm, Color: green, Contact surface: Tin, Assembly: Soldering. The article can be aligned to create different nos. of positions! In combination with MVSTB or FKCV plug components, both an MVSTBW (or FKCVW) and an MVSTBR plug (or FKCVR) must be used. Combination with TMSTBP plug components is not possible!


The figure shows a 10-position version of the product

### Product Features

- ✓ MDSTBW 2,5/...-G with stand-off
- ✓ G1 types without offset levels, for flush installation on the front of devices
- ✓ Add-on ejectors for high-pos. connectors should be mounted to the left and right



### Key commercial data

Packing unit	1 pc
GTIN	 4 017918 045425
Weight per Piece (excluding packing)	5.4 GRM
Custom tariff number	85366990
Country of origin	Germany

### Technical data

#### Dimensions

Length	22.1 mm
Pitch	5 mm
Dimension a	10 mm
Pin dimensions	1 x 1 mm
Hole diameter	1.4 mm

#### General

Range of articles	MDSTBW 2,5/...-G
-------------------	------------------

## Base strip - MDSTBW 2,5/ 3-G - 1802427

### Technical data

#### General

Insulating material group	IIIa
Rated surge voltage (III/3)	4 kV
Rated surge voltage (III/2)	4 kV
Rated surge voltage (II/2)	4 kV
Rated voltage (III/3)	250 V
Rated voltage (III/2)	320 V
Rated voltage (II/2)	400 V
Connection in acc. with standard	EN-VDE
Nominal current I <sub>N</sub>	10 A
Maximum load current	10 A
Insulating material	PBT
Inflammability class according to UL 94	V0
Color	green
Number of positions	3

### Classifications

#### eCl@ss

eCl@ss 4.0	272607xx
eCl@ss 4.1	27260701
eCl@ss 5.0	27260701
eCl@ss 5.1	27260701
eCl@ss 6.0	27260704
eCl@ss 7.0	27440402
eCl@ss 8.0	27440402

#### ETIM

ETIM 3.0	EC001121
ETIM 4.0	EC002637
ETIM 5.0	EC002637

#### UNSPSC

UNSPSC 6.01	30211810
UNSPSC 7.0901	39121409
UNSPSC 11	39121409
UNSPSC 12.01	39121409
UNSPSC 13.2	39121409

# Base strip - MDSTBW 2,5/ 3-G - 1802427

## Approvals

### Approvals

---

#### Approvals

CSA / UL Recognized / VDE Gutachten mit Fertigungsüberwachung / cUL Recognized / IEC60335 CB Scheme / CCA / cULus Recognized

---


#### Ex Approvals


---


#### Approvals submitted

---

## Approval details

CSA 		
	B	D
Nominal current I <sub>N</sub>	15 A	15 A
Nominal voltage U <sub>N</sub>	300 V	300 V

UL Recognized 		
	B	D
Nominal current I <sub>N</sub>	15 A	10 A
Nominal voltage U <sub>N</sub>	300 V	300 V

VDE Gutachten mit Fertigungsüberwachung 	
Nominal current I <sub>N</sub>	10 A
Nominal voltage U <sub>N</sub>	250 V

## Base strip - MDSTBW 2,5/ 3-G - 1802427

### Approvals

cUL Recognized		
	B	D
Nominal current $I_N$	15 A	10 A
Nominal voltage $U_N$	300 V	300 V

IECEE CB Scheme	
Nominal current $I_N$	10 A
Nominal voltage $U_N$	250 V

CCA	
Nominal current $I_N$	10 A
Nominal voltage $U_N$	250 V

cULus Recognized	
------------------	--

### Drawings

Dimensioned drawing

