


LITTLE-EX SERIES

CABLE-END FLOAT SWITCH FOR HAZARDOUS AREAS



ATEX  II 1 G Ex ia IIC T6

This series is for use in hazardous areas. This is suitable for use in water, industrial wastewater and sewage, that can have wide variations of temperature. The rounded body design and floating attitude prevents accumulation of solids on the body. The switch has additional internal ballast, to bring the centre of gravity and rotation close to the cable entry point.

The switching element is a self cleaning type, that makes the complete switch insensitive to humidity and condensation, allowing this type to operate in widely fluctuating temperatures.

Supplied, as standard, with either 5,10 or 20 metres of cable (counter weight available as an optional accessory).

Certified for use in hazardous areas as below.

Features

- For smaller tanks and restricted space
- Use in sewer and industrial waste water
- Shape avoids "ragging" in sewer systems
- Unaffected by suspended solids
- Operates in turbulent fluids

SPECIFICATIONS

Technical

	LITTLE-EX-5	LITTLE-EX-10	LITTLE-EX-20
Contact Form	C/O		
Material	High Density Polyethylene		
Temp. Range	°C		
	°F		
	-20 / +40		
	-4 / +104		
Cable (Standard Lengths)	5 metre	10 metre	20 metre
Cable Colour	Blue - Polyurethane		
Max. Working Pressure	10 bar		

Electrical

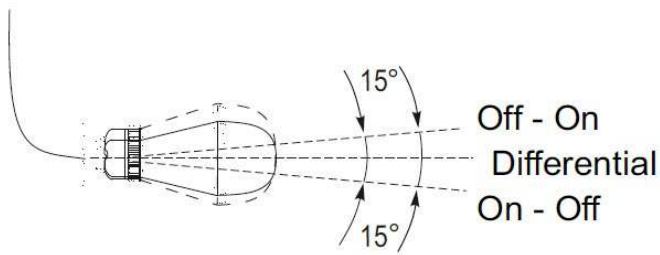
Switching Voltage Max	9.6V
Switching Current Max. Resistive	21.4mA

It is necessary to use an Exia barrier with these switches.

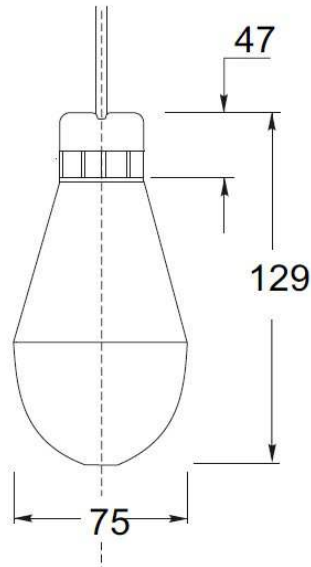
DIMENSIONS

All dimensions are in millimeters.

Counter weights are available as optional accessories, part number CW1



Minimum Cable Pivot length 120mm



Wire Colour	Output
Blue	N/C
Brown	Common
Black	N/O

Made in the UK

Page 2

Sensata Technologies, Inc. ("Sensata") data sheets are solely intended to assist designers ("Buyers") who are developing systems that incorporate Sensata products (also referred to herein as "components"). Buyer understands and agrees that Buyer remains responsible for using its independent analysis, evaluation and judgment in designing Buyer's systems and products. Sensata data sheets have been created using standard laboratory conditions and engineering practices. Sensata has not conducted any testing other than that specifically described in the published documentation for a particular data sheet. Sensata may make corrections, enhancements, improvements and other changes to its data sheets or components without notice.

Buyers are authorized to use Sensata data sheets with the Sensata component(s) identified in each particular data sheet. HOWEVER, NO OTHER LICENSE, EXPRESS OR IMPLIED, BY ESTOPPEL OR OTHERWISE TO ANY OTHER SENSATA INTELLECTUAL PROPERTY RIGHT, AND NO LICENSE TO ANY THIRD PARTY TECHNOLOGY OR INTELLECTUAL PROPERTY RIGHT, IS GRANTED HEREIN. SENSATA DATA SHEETS ARE PROVIDED "AS IS". SENSATA MAKES NO WARRANTIES OR REPRESENTATIONS WITH REGARD TO THE DATA SHEETS OR USE OF THE DATA SHEETS, EXPRESS, IMPLIED OR STATUTORY, INCLUDING ACCURACY OR COMPLETENESS. SENSATA DISCLAIMS ANY WARRANTY OF TITLE AND ANY IMPLIED WARRANTIES OF MERCHANTABILITY, FITNESS FOR A PARTICULAR PURPOSE, QUIET ENJOYMENT, QUIET POSSESSION, AND NON-INFRINGEMENT OF ANY THIRD PARTY INTELLECTUAL PROPERTY RIGHTS WITH REGARD TO SENSATA DATA SHEETS OR USE THEREOF.

All products are sold subject to Sensata's terms and conditions of sale supplied at www.sensata.com SENSATA ASSUMES NO LIABILITY FOR APPLICATIONS ASSISTANCE OR THE DESIGN OF BUYERS' PRODUCTS. BUYER ACKNOWLEDGES AND AGREES THAT IT IS SOLELY RESPONSIBLE FOR COMPLIANCE WITH ALL LEGAL, REGULATORY AND SAFETY-RELATED REQUIREMENTS CONCERNING ITS PRODUCTS, AND ANY USE OF SENSATA COMPONENTS IN ITS APPLICATIONS, NOTWITHSTANDING ANY APPLICATIONS-RELATED INFORMATION OR SUPPORT THAT MAY BE PROVIDED BY SENSATA.

Mailing Address: Sensata Technologies, Inc., 529 Pleasant Street, Attleboro, MA 02703, USA.

CONTACT US

+44 (0)1202 897969
 c3w_sales@sensata.com
 Cynergy3 Components Ltd.
 7 Cobham Road,
 Ferndown Industrial Estate,
 Wimborne, Dorset,
 BH21 7PE, United Kingdom