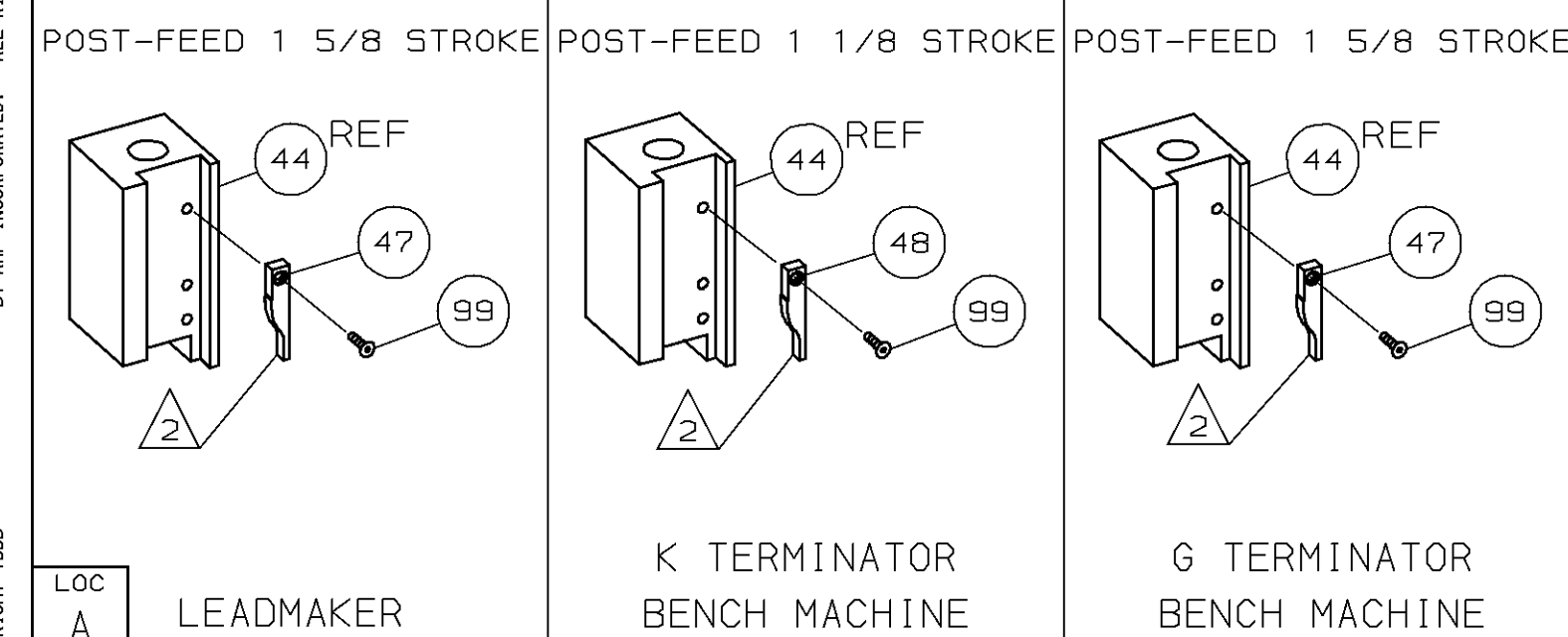
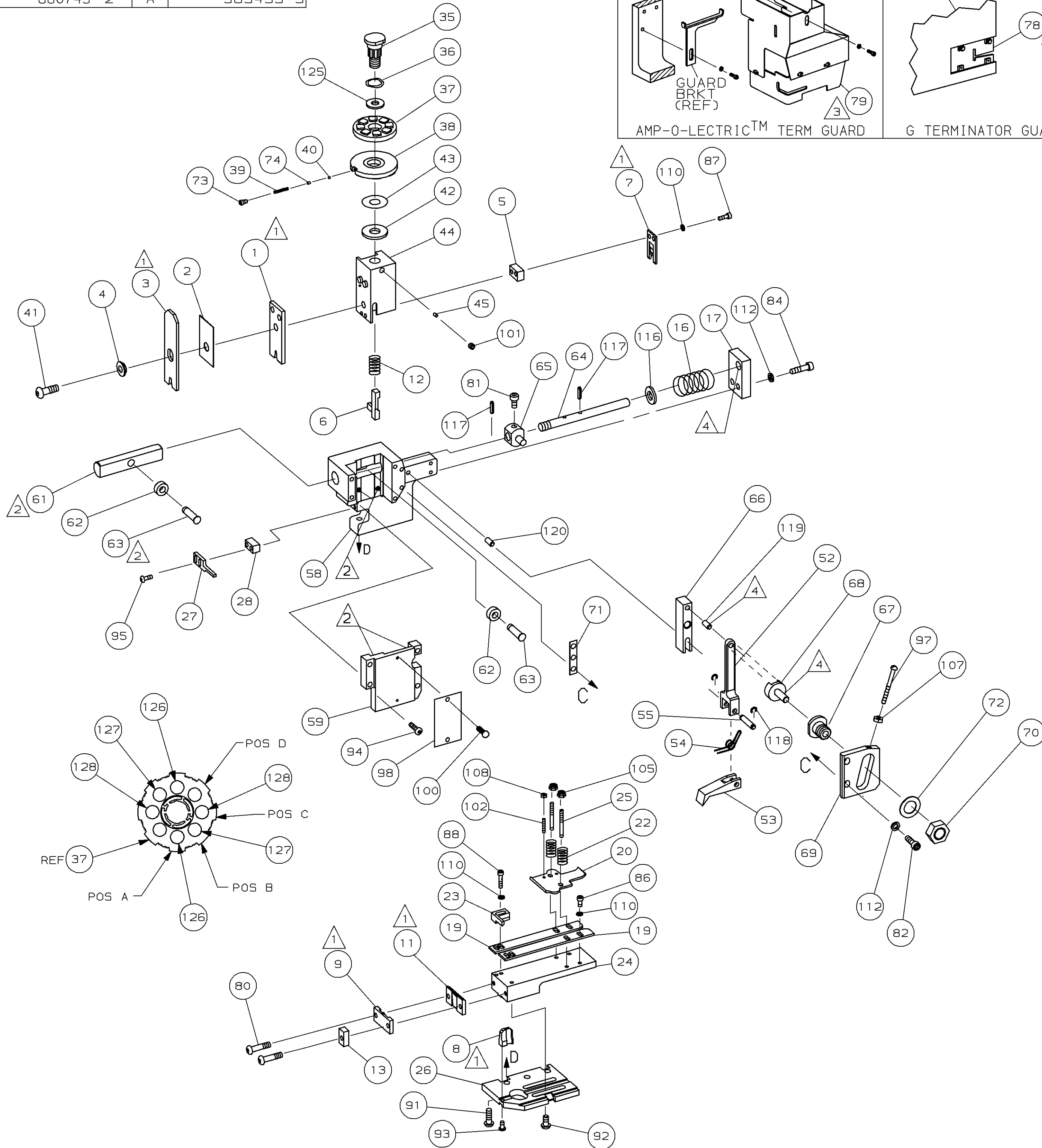
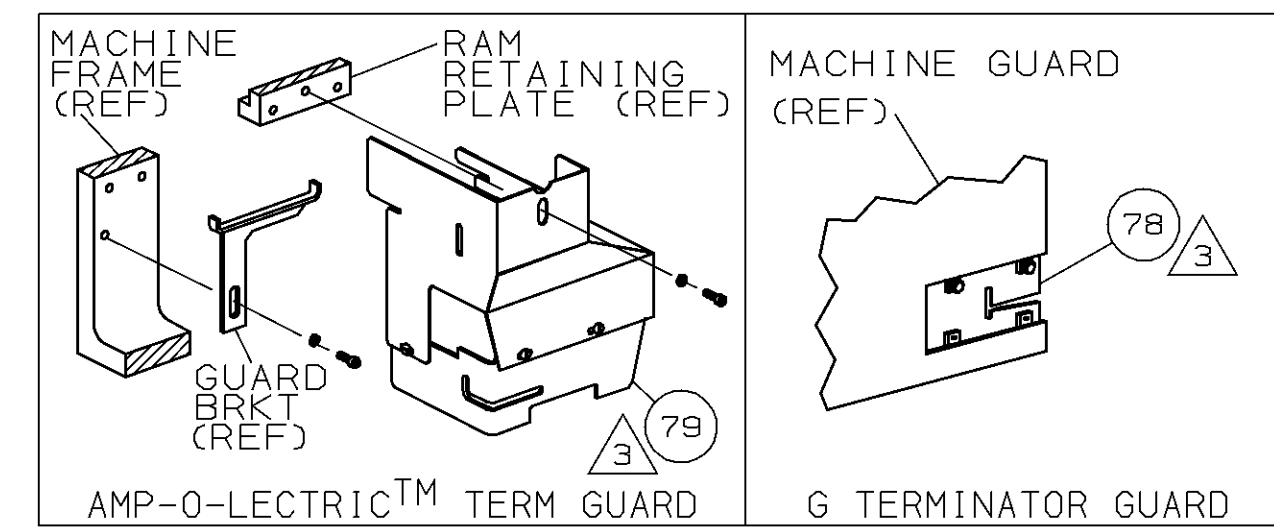


PART NUMBER	REV	FIRST USED
680743-1	A	122500-1
680743-2	A	565435-5



- 1 RECOMMENDED SPARE PARTS.
- 2 GREASE LIGHTLY.
- 3 GUARD MUST BE IN PLACE WHEN OPERATING APPLICATOR IN A BENCH MACHINE.
- 4 LUBRICATE DAILY USING NO. 20 MACHINE OIL.
- 5. ITEMS WITH QTY OF REF SPECIFIED (EXCEPT ITEMS 78 AND 79) ARE USED ON ITEM 32.
- 6 ITEM 78 USED WITH G TERMINATOR ONLY.

TERMINAL NAME: .250 SRS FASTIN-ON™ RECEPTACLE				
160860 CRIMP DATA (AMP TERMINAL)				
PAD LTR	CRIMP HEIGHT	WIRE SIZE		
A	.063 ± .002 [1.61 ± 0.05mm]	1.00mm ²		
B	.060 ± .002 [1.52 ± 0.05mm]	0.75mm ²		
C	.056 ± .002 [1.43 ± 0.05mm]	0.50mm ²		
D	NOT	USED		
CRIMP	SIZE	TYPE	RANGE	
WIRE	.080 [2.03mm]	F	0.50mm ² - 1.00mm ²	
INSUL	.110 [2.79mm]	OV	ø1.4mm - 2.3mm	
WIRE STRIP LENGTH	TERM APPL SPEC	FEED	APPL INSTRUCTION	SET UP GAGE LAYOUT
.172-.203	114-2065	.843	408-8039	458638-1 L2169

QTY	REF	REV	U/M	DWG SIZE	PART NO	DESCRIPTION	ITEM NO
2	2	-	C		1-354779-7	PIN, WIRE DISC (.3075)C	129
2	2	-	C		354779-9	PIN, WIRE DISC (.3035)B	127
2	2	-	C		354779-3	PIN, WIRE DISC (.3005)A	126
1	1	-	A		986950-1	WASHER, FLAT PRECISION	125
1	1	-	A		217238-1	GENERAL INSTRUCTION PACKAGE	124
1	1	-	-		4088039	EF APPL INST 408-8039	123
							122
							121
REF	REF	-	A		1-21030-7	PIN, DOWEL (ø.187x1.50)HSG	120
REF	REF	-	A		1-21030-1	PIN, DOWEL (ø.187x.50)LEVER	119
REF	REF	-	A		21045-3	RING, RET "C" (ø.187)FD PIN	118
REF	REF	-	A		5-21028-1	PIN, STD SPRING (ø.12)FD ADJ ROD	117
REF	REF	-	A		21899-4	WASHER, FLAT (ø5/16)SCR ADJ	116
							115
							114
							113
REF	REF	-	A		21024-5	WASHER, LOCK (NO.10)FD ROD GDE	112
6	6	-	A		21024-4	WASHER, LOCK (NO.8)SHEAR BL	110
							109
2	2	-	A		21018-4	NUT, HEX (4-40)DRAG	108
REF	REF	-	A		21018-5	NUT, HEX (6-32)FD ADJ PL	107
							106
2	2	-	A		21022-2	NUT, HEX SL (8-32)DRAG STUD	105
							104
							103
2	2	-	A		2-21006-6	SCR, SKT SET (4-40x.62)DRAG	102
1	1	-	A		21009-2	SCR, SKT SET (1/4-20x.25)RAM	101
2	2	-	A		21017-2	SCR, DRIVE (#2x.19) ID PLATE	100
1	1	-	A		1-21002-7	SCR, BHC (6-32x.38)CAM	99
1	1	-	B		461264-1	PLATE, IDENTIFICATION	98
REF	REF	-	A		6-23715-5	SCR, PAN HD (6-32x1.50)FEED ADJ	97
							96
2	2	-	A		2-21002-2	SCR, BHC (8-32x.50)STRIPPER	95
REF	REF	-	A		2-21002-9	SCR, BHC (10-32x.75)HSG CAP	94
1	1	-	A		22733-8	SCR, BHC (8-32x.38 LW)ANVIL	93
4	4	-	A		3-21002-3	SCR, BHC (1/4-20x.50)ST GD PL	92
REF	REF	-	A		2-22733-8	SCR, BHC (1/4-20x.62)BASE PL	91
							90
							89
1	1	-	A		2-21000-8	SCR, SHC (8-32x.62)STRIP HLD DWN	88
2	2	-	A		2-21000-7	SCR, SHC (8-32x.50)SLUG BLADE	87
3	3	-	A		2-21000-6	SCR, SHC (8-32x.38)STRIP GUIDE	86
							85
REF	REF	-	A		3-21000-7	SCR, SHC (10-32x.75)FEED ROD GDE	84
							83
REF	REF	-	A		3-21000-6	SCR, SHC (10-32x.62)FEED ADJ PL	82
REF	REF	-	A		3-21000-4	SCR, SHC (10-32x.38)PIVOT BLOCK	81
2	2	-	A		3-21002-0	SCR, BHC (10-32x.88)SHEAR PL	80
REF	-	-	A		455745-1	GUARD, WINDOW	79
-	REF	-	A		679532-1	INSERT, GUARD	78
							77
							76
							75
1	1	-	A		690603-1	SPRING, ASSIST	74
1	1	-	A		23030-1	SCR, SKT CAP (6-32x.25)CP DSC	73
REF	REF	-	A		458109-1	WASHER, FLAT (SPECIAL)	72
REF	REF	-	A		690517-1	SPACER	71

QTY	REF	REV	U/M	DWG SIZE	PART NO	DESCRIPTION	ITEM NO
-2	-1	-					

QTY	REF	REV	U/M	DWG SIZE	PART NO	DESCRIPTION	ITEM NO
							60
							59
							58
							57
							56
							55
							54
							53
							52
							51
							50
							49
1	-	-	B		690501-3	CAM, POST FEED 1 1/8 ST	48
-	1	-	B		690501-4	CAM, POST-FEED 1 5/8 ST	47
							46
1	1	-	A		690191-1	PLUG, NYLON	45
1	1	-	C		455674-1	RAM	44
1	1	-	A		690125-1	WASHER, LAMINATED	43
1	1	-	A		690124-1	WASHER, RAM	42
1	1	-	A		7-21002-9	BOLT, CRIMPER (5/16-24x1.00)	41
1	1	-	A		23241-6	BALL, STEEL	40
1	1	-	A		690170-1	SPRING, COMPRESSION	39
1	1	-	C		690142-1	DISC, INSULATION	38
1	1	-	D		354777-1	WIRE DISC, PLASTIC	37
1	1	-	A		22480-5	WASHER, SPRING	36
1	1	-	B		690212-1	POST, RAM	35
							34
							33
							32
1	1	-	D		458980-1	APPLICATOR, BASIC (SUB ASSY)	31
							30
							29
1	1	-	B		3-690451-2	SPACER, STRIPPER	28
1	1	-	A		240639-1	STRIPPER	27
REF	REF	-	C		455676-1	PLATE, BASE	26
2	2	-	A		22354-8	DRAG, STUD	25
1	1	-	B		458803-2	PLATE, STRIP GUIDE	24
1	1	-	C		240825-1	PLATE, STRIP HOLD DOWN	23
2	2	-	A		4-22281-1	SPRING, DRAG	22
							21
1	1	-	A		454177-1	DRAG, STOCK	20
2	2	2	B		454204-1	GUIDE, STRIP (REAR)	19
							18
REF	REF	-	A		454178-1	GUIDE, FEED ROD	17
REF	REF	-	A		4-22284-9	SPRING, FEED RETURN	16
							15
							14
1	1	-	C		690481-2	SPACER, HOLD DOWN	13
1	1	-	A		23846-1	SPRING, HOLD DOWN	12
1	1	-	B		240833-2	PLATE, REAR SHEAR	11
							10
1	1	-	B		690482-3	PLATE, FRONT SHEAR	9
1	1	-	D		2-356038-4	ANVIL	8
1	1	-	B		690474-3	BLADE, SLUG	7
1	1	-	D		2-455892-7	HOLD DOWN, TERMINAL	6
1	1	-	C		1-240641-0	SPACER, SLUG BLADE	5
1	1	-	B		238009-1	SPACER, BLOCK CRIMPER	4
1	1	-	C		2-854830-8	CRIMPER, INSULATION	3
1	1	-	B		1-455888-0	SPACER, CRIMPER	2
1	1	-	C		1-456405-3	CRIMPER, WIRE	1

QTY	REF	REV	U/M	DWG SIZE	PART NO	DESCRIPTION	ITEM NO
-2	-1	-					

REVISION OF EACH ASSY NO (WHEN BLANK, USE DWG REVISION)

QTY REQD PER ASSY PARTS LIST

MATL - HT TR - FIN -

DR 04NOV98 APP 05NOV98
R.O.WILSON T.ELBIN
CHK 05NOV98 REL -
C.ERISMAN

NAME END FEED HDM APPLICATOR MACHINE REF MINI APPL
SCALE - DWG NO 680743 SHEET 1 OF 1 REV A

REMOVE BURRS, BREAK SHARP EDGES R.015 MAX

CAGE CODE 00779 CUSTOMER AND ASSEMBLY DRAWING RESTRICTED TO

THIS DRAWING IS A CONTROLLED DOCUMENT.

THIS DRAWING IS UNCLASSIFIED - RELEASED FOR PUBLICATION BY AMP INCORPORATED. ALL RIGHTS RESERVED. JAMES, 1988. COPYRIGHT 1989.