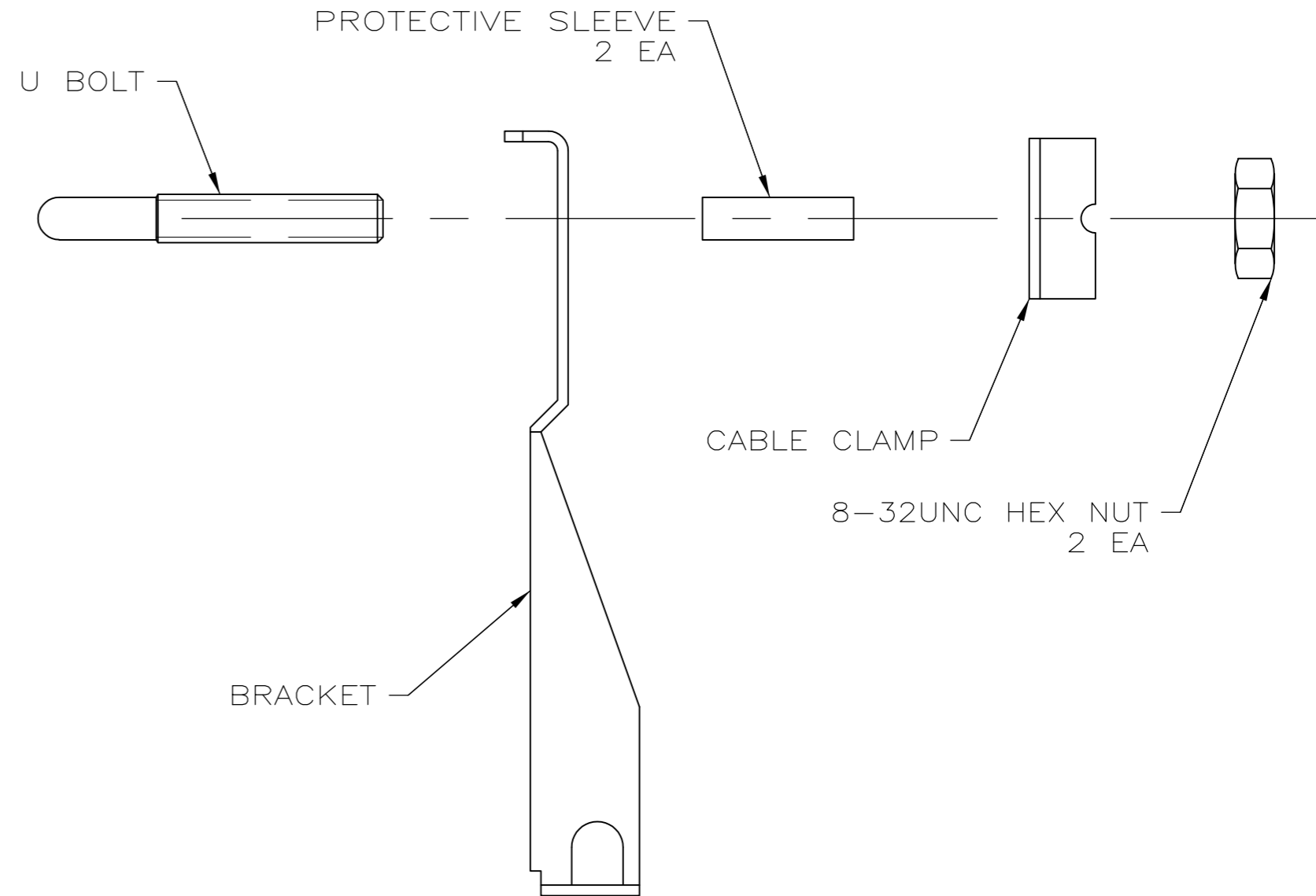
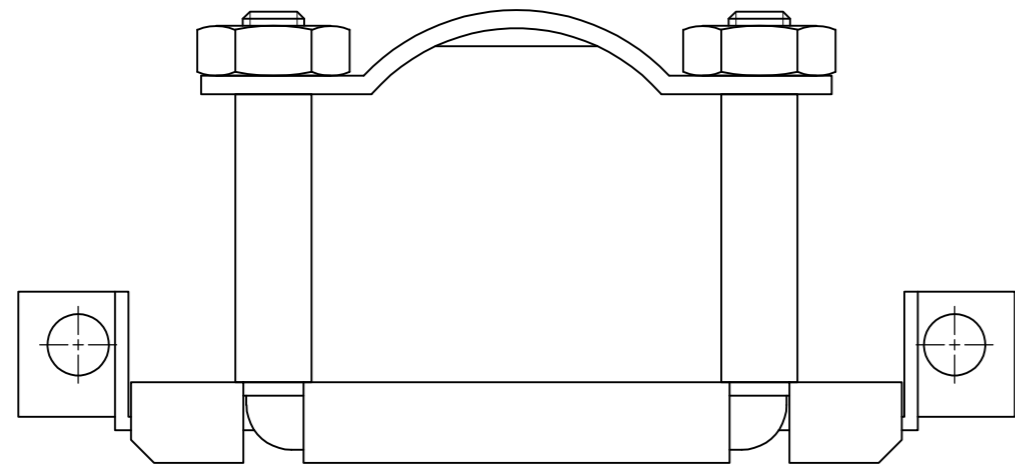
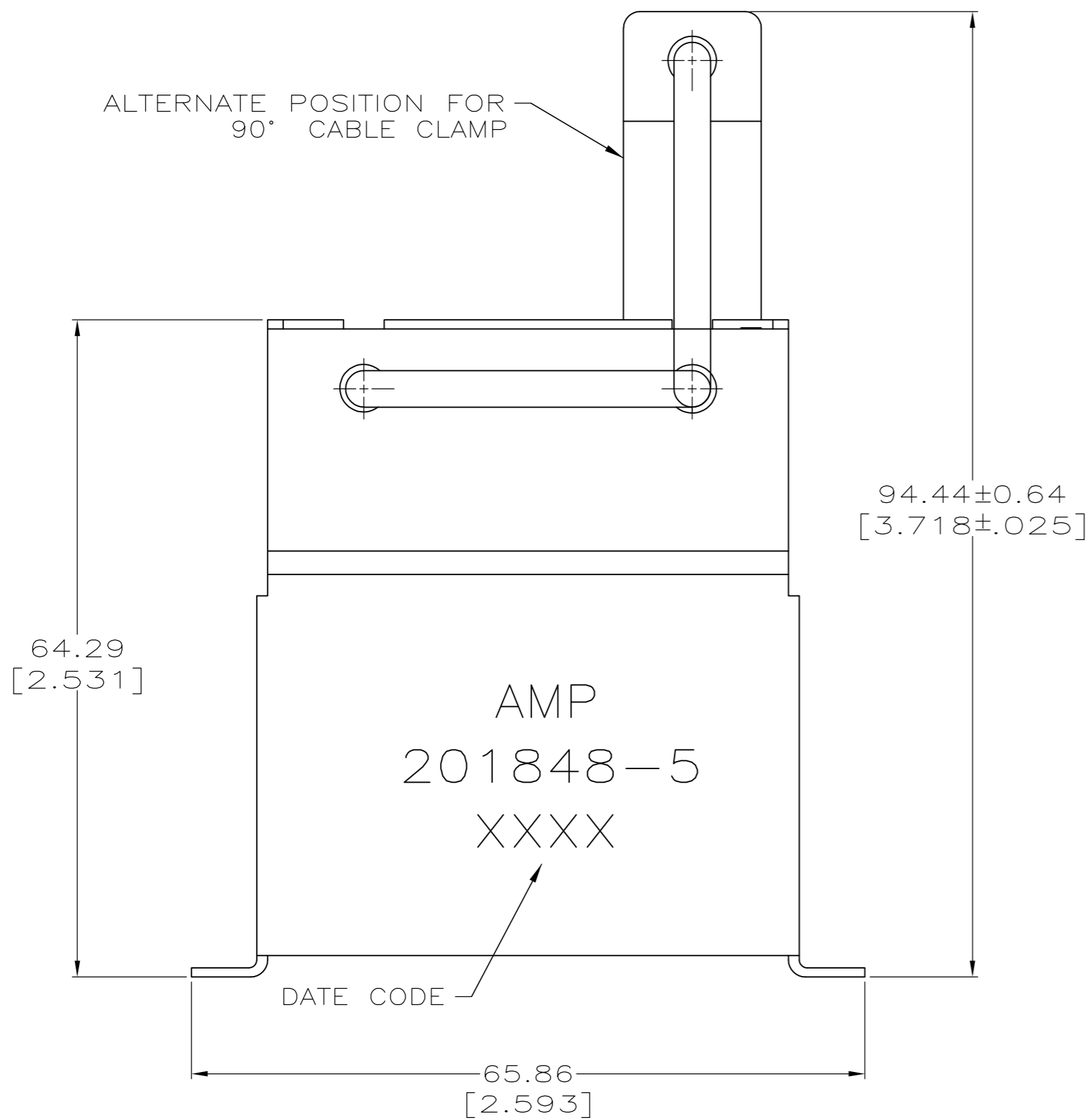


THIS DRAWING IS UNPUBLISHED. RELEASED FOR PUBLICATION  
 © COPYRIGHT BY TYCO ELECTRONICS CORPORATION. ALL INTERNATIONAL RIGHTS RESERVED.

LOC		DIST		REVISIONS			
P	LTR	DESCRIPTION		DATE	DWN	APVD	
FT	0	L	REVISED PER ECO-10-021995	12JAN11	HMR	MC	



ALTERNATE POSITION FOR 90° CABLE CLAMP



AMP  
201848-5  
XXXX

ASSEMBLED VIEW

- 1 BRACKET & U BOLT: STAINLESS STEEL. CABLE CLAMP AND HEX NUTS: CARBON STEEL. PROTECTIVE SLEEVES: POLYVINYL CHLORIDE.
- 2 BRACKET & U BOLT: PASSIVATED. CABLE CLAMP: 5.08um[.000200] MIN NICKEL.

SUPERSEDED BY 201848-5	201848-5
	201848-1
PART NUMBER	

THIS DRAWING IS A CONTROLLED DOCUMENT.		DWN C.REIFSNYDER 31 OCT 95	Tyco Electronics Corporation Harrisburg, PA 17105-3608	
DIMENSIONS: mm [INCHES]		CHK R.STONE 02 NOV 95	NAME CLAMP KIT, UNASSEMBLED, 75 PLACE, STRAIN RELIEF, M SERIES	
TOLERANCES UNLESS OTHERWISE SPECIFIED:		APVD G.A.STEINHAUER 02 NOV 95	SIZE A2	CAGE CODE 00779
0 PLC ± - 1 PLC ± - 2 PLC ± 0.38[.015] 3 PLC ± - 4 PLC ± - ANGLES ± -		PRODUCT SPEC APPLICATION SPEC	DRAWING NO C=201848	RESTRICTED TO -
MATERIAL -	FINISH -	WEIGHT -	SCALE 2:1	SHEET 1 of 1
CUSTOMER DRAWING			REV L	