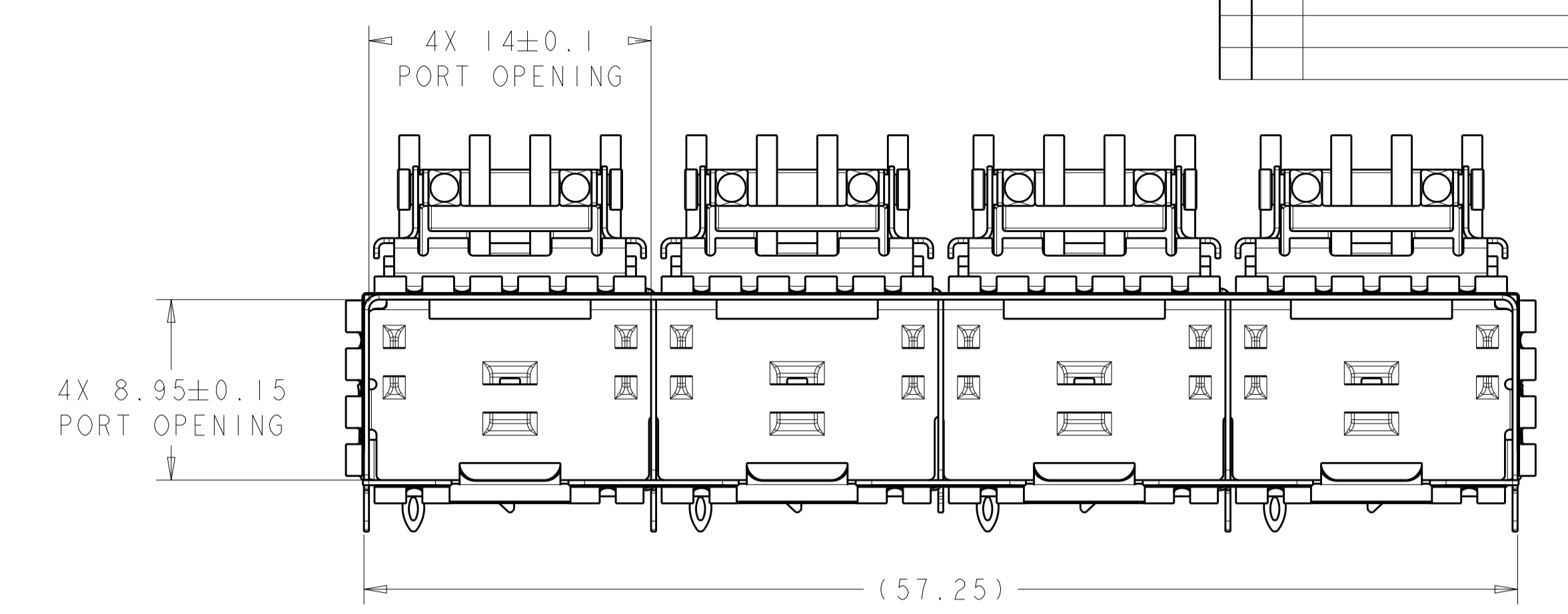
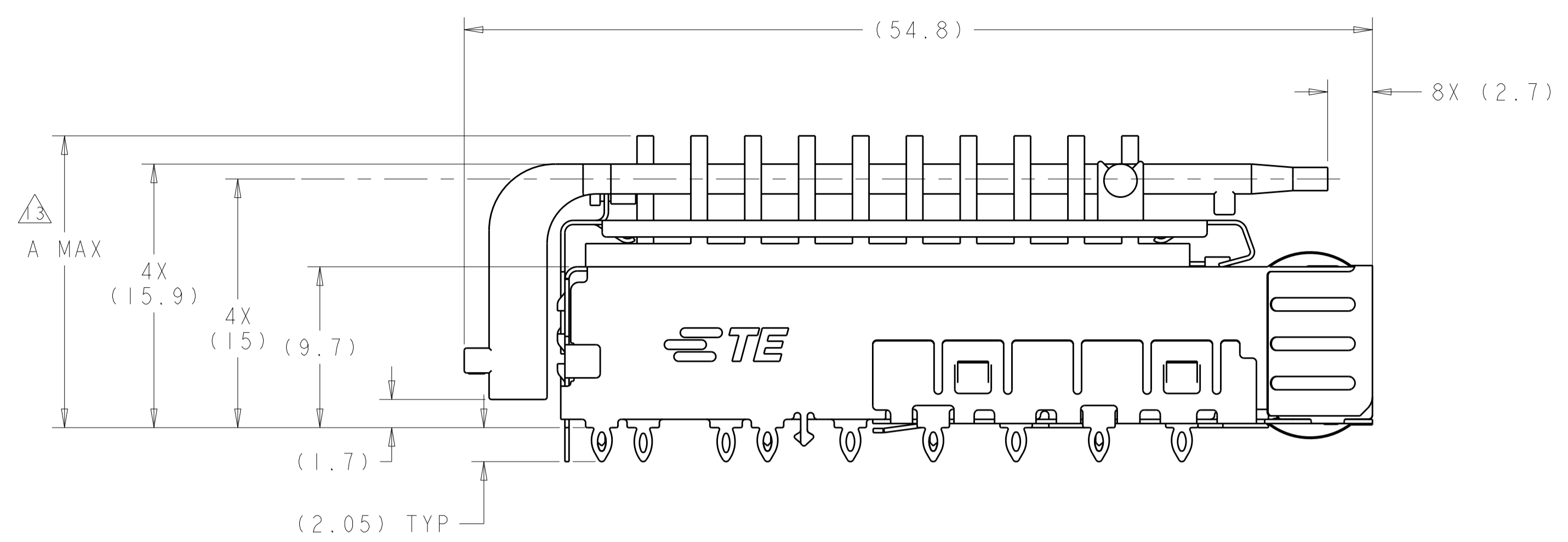
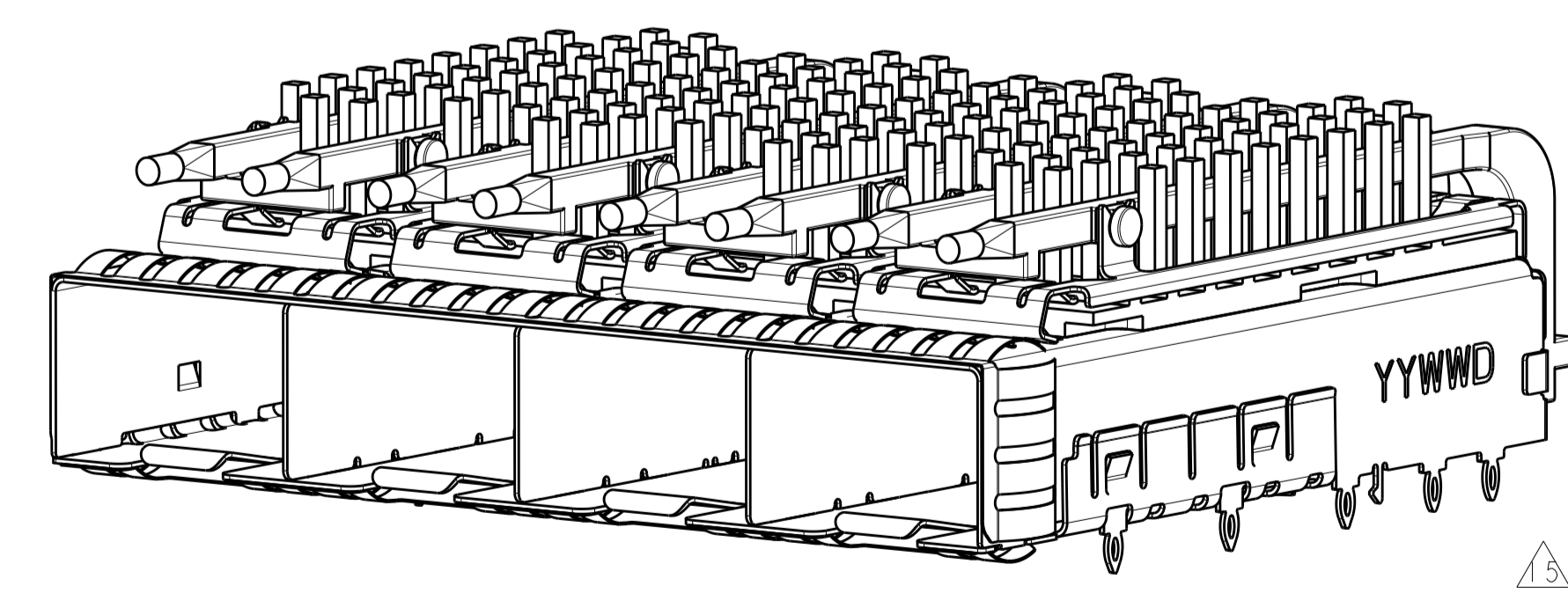
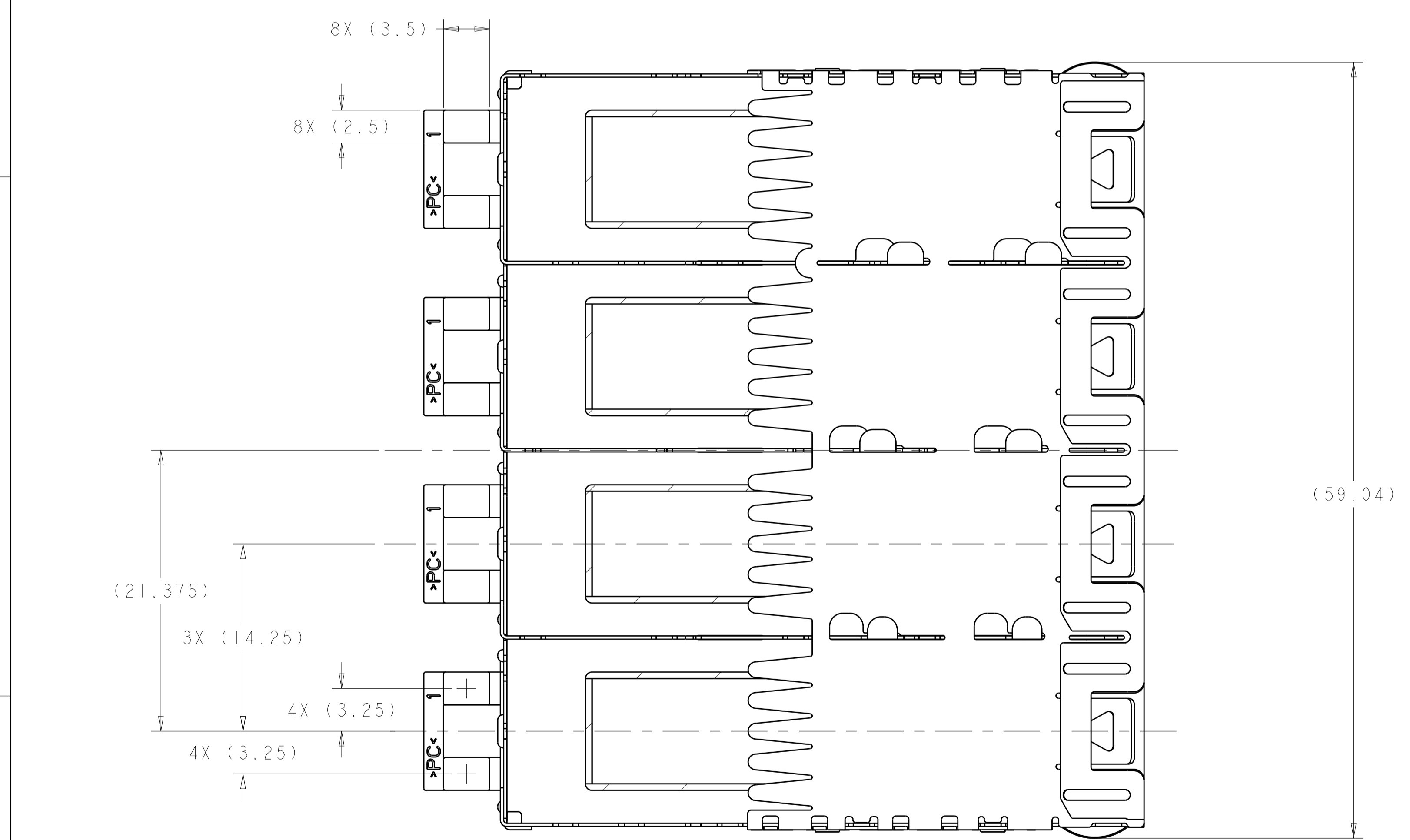


LOC		DIST		REVISONS			
P	LYR	DESCRIPTION	DATE	OWN	APVD		
I		ORIGINAL	15NOV2011	BMM	MRS		



- 1 MATERIAL:  
 CAGE ASSEMBLY: 0.25mm THICK NICKEL SILVER ALLOY  
 HEATSINK/LIGHTPIPE CLIP: STAINLESS STEEL  
 LIGHTPIPE: POLYCARBONATE, CLEAR  
 HEATSINK: ALUMINUM
- 2 FINISH:  
 SPRINGS: MINIMUM OF 0.8um TIN PLATE OVER A MINIMUM OF 0.8um NICKEL UNDERPLATE.  
 NON-PLATED EDGES PERMISSIBLE.  
 HEATSINK/LIGHTPIPE CLIP: PASSIVATE.  
 HEATSINK: ELECTROLESS NICKEL.
- 3 PADS AND VIAS CHASSIS GROUND.
- 4 DATUM AND BASIC DIMENSION ESTABLISHED BY CUSTOMER.
- 5. MATES WITH SFP MSA COMPLIANT TRANSCEIVERS.
- 6. INTERPRETATION OF DATUM REFERENCE FRAME IN ACCORDANCE WITH SECT 4.4.1.1 OF ASME Y14.5M-1994.
- 7 REFERENCE APPLICATION SPEC. 114-13120, HOLE A, FOR RECOMMENDED DRILL HOLE DIAMETER AND PLATING THICKNESS.
- 8 REFERENCE APPLICATION SPEC. 114-13120, HOLE B, FOR RECOMMENDED DRILL HOLE DIAMETER AND PLATING THICKNESS.
- 9 HOLE PATTERN REPEATS FOR EACH PORT. SPACING BETWEEN PORTS IS 14.25mm.
- 10 MINIMUM PC BOARD THICKNESS:  
 SINGLE SIDED = 1.50mm  
 DOUBLE SIDED = 2.25mm
- 11. CERTAIN MATING TRANSCEIVERS MAY REQUIRE ADDITIONAL PCB THICKNESS THAT WOULD BE DETERMINED BY THE CUSTOMER.
- 12. PRODUCT COMPLIES WITH SPECIFICATION SFF-8433 IMPROVED PLUGGABLE FORM FACTOR FOR SFP+ GANGED CAGES.
- 13 DIMENSION APPLIES PRIOR TO INSERTION OF SFP MODULE
- 14 HEATSINK, HEATSINK CLIP, AND LIGHTPIPE SHIPPED UNASSEMBLED TO CAGE ASSEMBLY. CAGE ASSEMBLY TO BE PRESSED INTO PCB PRIOR TO ATTACHING HEATSINK, HEATSINK CLIP, AND LIGHTPIPE TO THE CAGE ASSEMBLY.
- 15 PACKAGED AS A COMPLETE ASSEMBLY.



2198233  
 FINISHED ASSEMBLY  
 SCALE 3:1

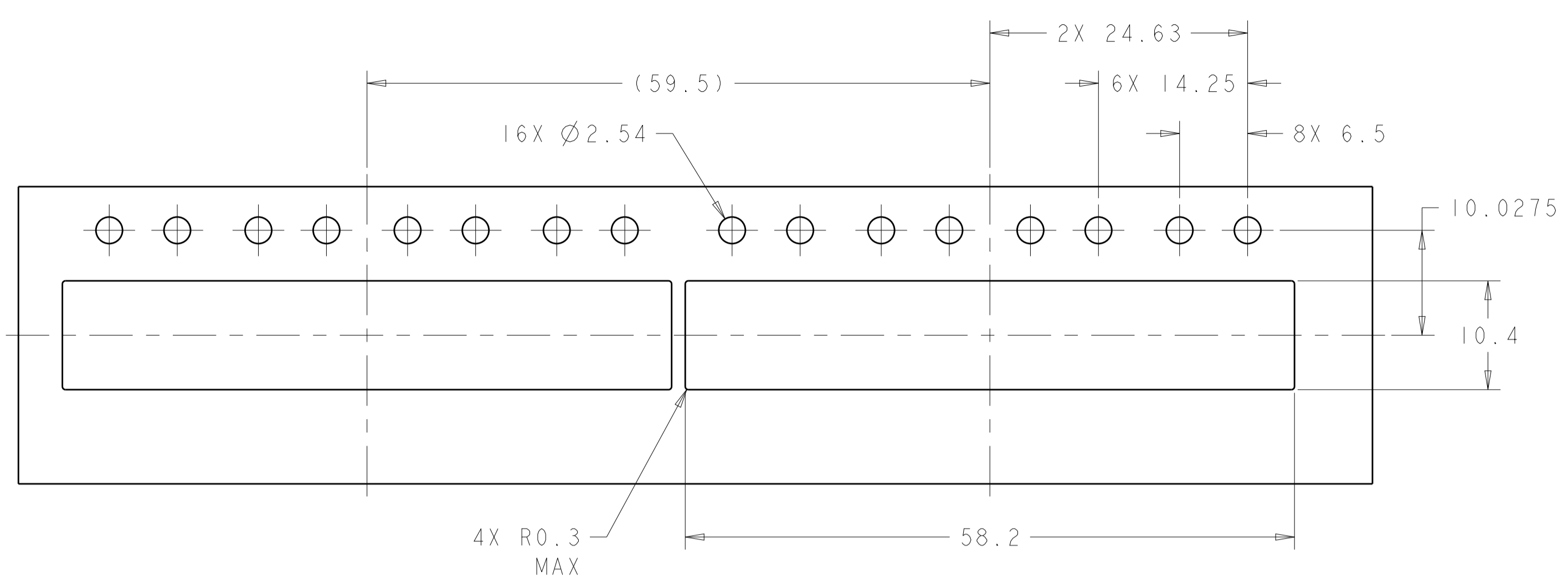
22.5	NETWORKING, TALL	2198233-4
18.1	NETWORKING, SHORT	2198233-3
15.5	SAN	2198233-2
13.2	PCI	2198233-1
A MAX	APPLICATION	PART NUMBER

THIS DRAWING IS A CONTROLLED DOCUMENT.		OWN B. MATTHEWS 15NOV2011	TE Connectivity NAME SFP+ ENHANCED 1X4 CAGE ASSEMBLY, PRESS FIT, EXTERNAL EMI SPRINGS WITH HEATSINK AND LIGHTPIPE
DIMENSIONS: mm		CHK M. SCHMITT 15NOV2011	
TOLERANCES UNLESS OTHERWISE SPECIFIED:		APVD M. SCHMITT 15NOV2011	PRODUCT SPEC
0 PLC ±0.1		PRODUCT SPEC	108-2364
1 PLC ±0.1		APPLICATION SPEC	114-13120
2 PLC ±0.1		WEIGHT	-
3 PLC ±0.1		Customer Drawing	SCALE 4:1 SHEET 1 OF 4 REV A1
4 PLC ±0.1			
ANGLES ±1°			
FINISH			

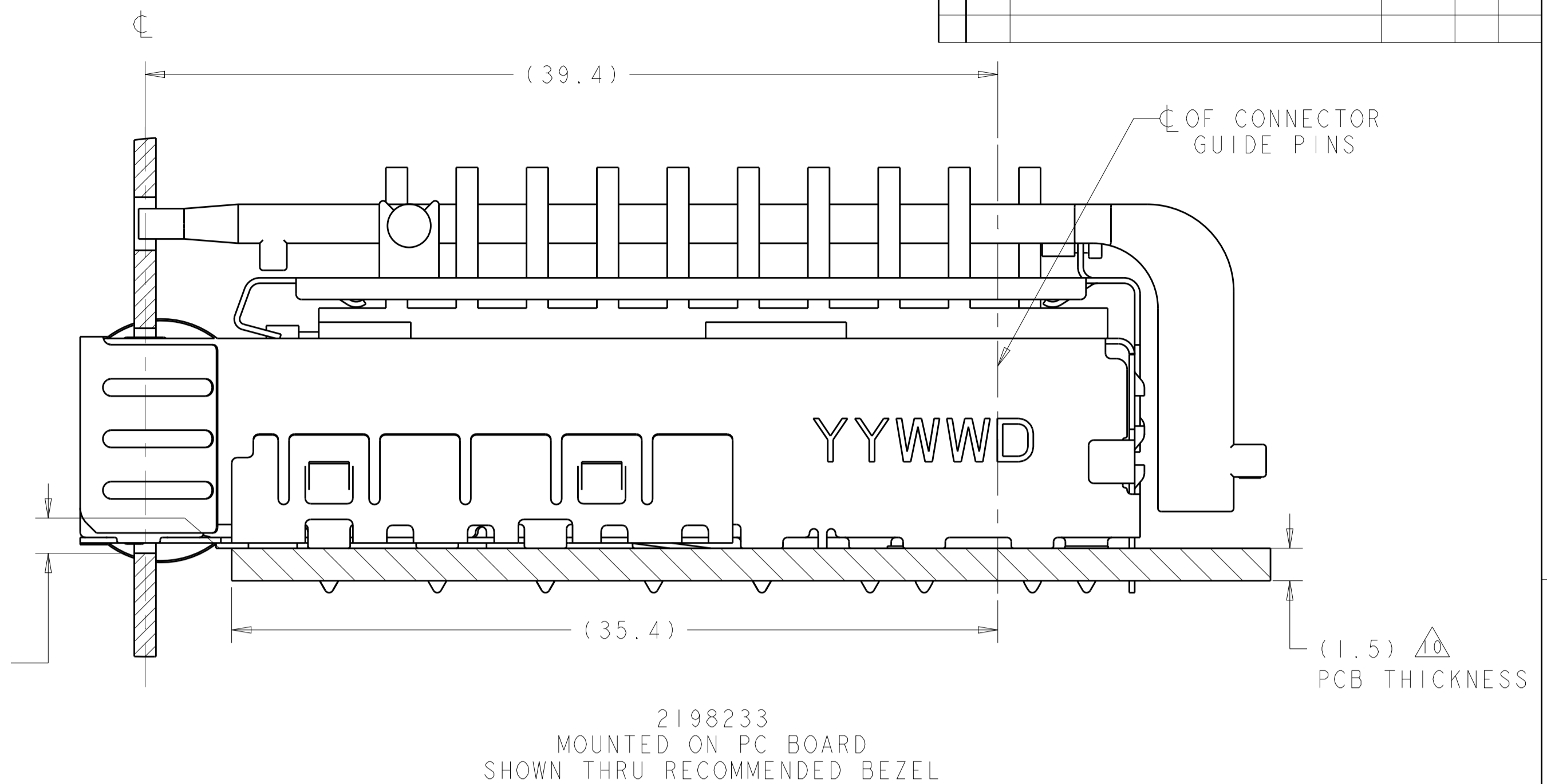
LOC	DIST	REV	DATE	BY	APPV
GP	00				

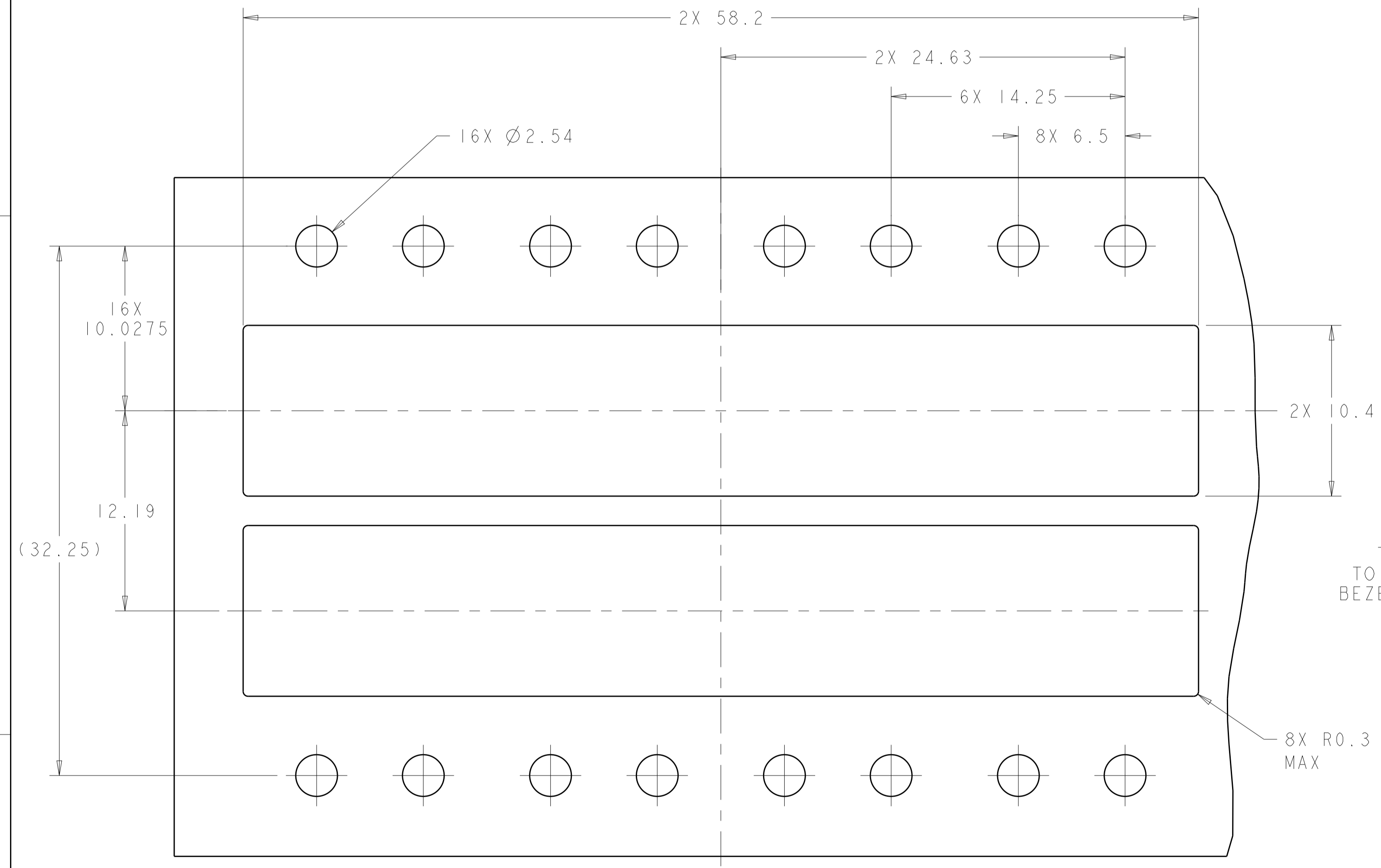
REVISIONS		DATE	BY	APPV
-	SEE SHEET 1	-	-	-



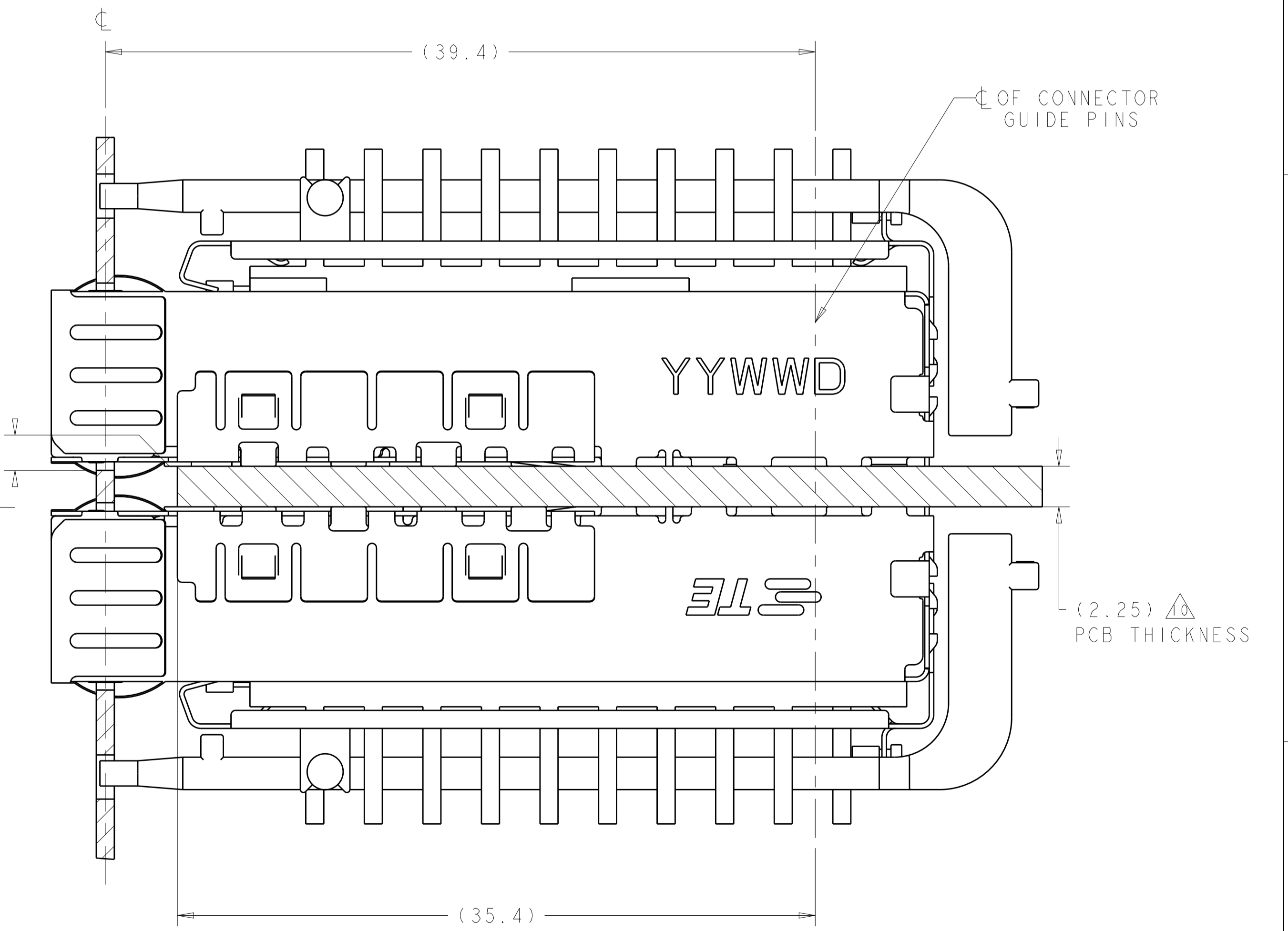
RECOMMENDED BEZEL CUT-OUT  
SINGLE SIDED APPLICATIONS  
SCALE 5:2



2198233  
MOUNTED ON PC BOARD  
SHOWN THRU RECOMMENDED BEZEL



RECOMMENDED BEZEL CUT-OUT  
BELLY TO BELLY APPLICATIONS



2198233  
MOUNTED BELLY TO BELLY ON PC BOARD  
SHOWN THRU RECOMMENDED BEZEL

THIS DRAWING IS A CONTROLLED DOCUMENT.		OWN: B. MATTHEWS 15NOV2011	TE Connectivity
DIMENSIONS: mm		CHK: M. SCHMITT 15NOV2011	
TOLERANCES UNLESS OTHERWISE SPECIFIED:		APVD: M. SCHMITT 15NOV2011	NAME: SFP+ ENHANCED 1X4 CAGE ASSEMBLY, PRESS FIT, EXTERNAL EMI SPRINGS WITH HEATSINK AND LIGHTPIPE PRODUCT SPEC: 108-2364 APPLICATION SPEC:
0 PLC ±0.1 1 PLC ±0.1 2 PLC ±0.1 3 PLC ±0.1 4 PLC ±0.1 ANGLES ±1°		SIZE: 114-13120 WEIGHT:	
MATERIAL: FINISH:		Customer Drawing	RESTRICTED TO: A100779C=2198233 SCALE: 4:1 SHEET 2 OF 4 REV: A1



