

NOTES:

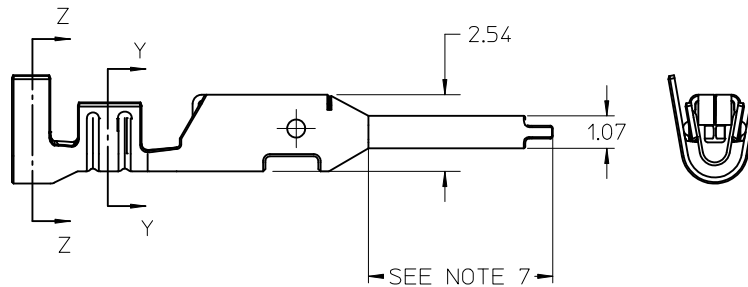
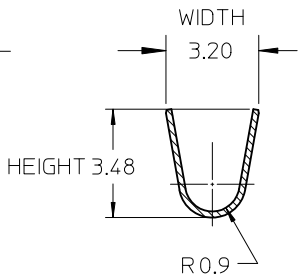
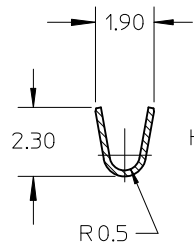
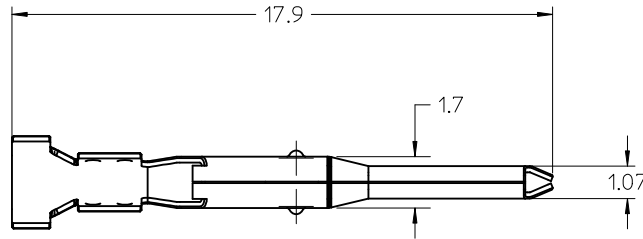
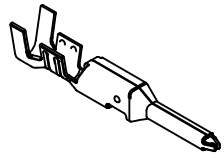
- MATERIAL: HIGH PERFORMANCE COPPER ALLOY
- FINISH:
 - 222 - OVERALL TIN: 100 MI MIN OVER NICKEL
 - 228 - SELECT GOLD: 30 MI MIN, SELECT TIN: 100 MI MIN OVER NICKEL
- PRODUCT SPECIFICATION: PS-46064-001
- PACKAGING:
 - REEL PACK PER : PK-46056-002
 - LOOSE PACK PER : PK-5556-003
- TERMINAL TO BE USED WITH ASSY NUMBER: 46065
- WIRE SPECIFICATION: SEE CHART.
- WHEN USING OVERALL TIN PLATED TERMINALS: FOR APPLICATIONS INVOLVING VIBRATION AND/OR THERMAL CYCLING, MOLEX STRONGLY RECOMMENDS THE USE OF NYE LUBRICANT, NYOGEL 760G, ON THE MATING END OF THE TERMINAL. LUBRICANT MAY BE APPLIED BEFORE OR AFTER THE TERMINALS ARE INSERTED INTO THE HOUSING.

SECTION Y-Y
CONDUCTOR CRIMP

SECTION Z-Z
INSULATION CRIMP

LOOSE PACKAGED MATERIAL NUMBER	REEL PACKAGED MATERIAL NUMBER	FINISH	WIRE SPEC	INSULATION DIA	INSULATION (CRIMPED)		CONDUCTOR (CRIMPED)					
					HEIGHT		WIDTH		HEIGHT		WIDTH	
					MIN	MAX	MIN	MAX	MIN	MAX	MIN	MAX
46056-0004	46056-0002	222 - TIN	UL1015 18/20 AWG	2.52 / 2.81	N/A	3.20	2.70	2.90	1.05	1.15	1.50	1.70
46056-0005	46056-0003	228 - SELECT GOLD	UL1015 18/20 AWG	2.52 / 2.81	N/A	3.20	2.70	2.90	1.05	1.15	1.50	1.70

UPDATE NOTE 4 EC NO: UCP2011-1228 DRWN: JJAGUILAR 2010/10/29 CHKD: APPR: FSMITH 2010/11/09	QUALITY SYMBOLS	GENERAL TOLERANCES (UNLESS SPECIFIED)	DIMENSION STYLE	SCALE	DESIGN UNITS	THIRD ANGLE PROJECTION														
	$\nabla = 0$ $\nabla = 0$ $\nabla = 0$	<table border="1"> <thead> <tr> <th></th> <th>mm</th> <th>INCH</th> </tr> </thead> <tbody> <tr> <td>4 PLACES</td> <td>± ---</td> <td>± ---</td> </tr> <tr> <td>3 PLACES</td> <td>± ---</td> <td>± ---</td> </tr> <tr> <td>2 PLACES</td> <td>± 0.25</td> <td>± ---</td> </tr> <tr> <td>1 PLACE</td> <td>± 0.38</td> <td>± ---</td> </tr> </tbody> </table>		mm	INCH		4 PLACES	± ---	± ---	3 PLACES	± ---	± ---	2 PLACES	± 0.25	± ---	1 PLACE	± 0.38	± ---	MM ONLY	4:1
		mm	INCH																	
	4 PLACES	± ---	± ---																	
3 PLACES	± ---	± ---																		
2 PLACES	± 0.25	± ---																		
1 PLACE	± 0.38	± ---																		
	ANGULAR ± 3 °	<table border="1"> <tr> <td>DRAWN BY</td> <td>DATE</td> </tr> <tr> <td>KSAMIEC</td> <td>2007/03/22</td> </tr> <tr> <td>CHECKED BY</td> <td>DATE</td> </tr> <tr> <td></td> <td></td> </tr> <tr> <td>APPROVED BY</td> <td>DATE</td> </tr> <tr> <td>FSMITH</td> <td>2010/11/09</td> </tr> </table>	DRAWN BY	DATE	KSAMIEC	2007/03/22	CHECKED BY	DATE			APPROVED BY	DATE	FSMITH	2010/11/09	TITLE		MOLEX INCORPORATED			
DRAWN BY	DATE																			
KSAMIEC	2007/03/22																			
CHECKED BY	DATE																			
APPROVED BY	DATE																			
FSMITH	2010/11/09																			
	DRAFT WHERE APPLICABLE MUST REMAIN WITHIN DIMENSIONS	SEE CHART	MATERIAL NO.	DOCUMENT NO.	SHEET NO.															



NOTES:

- MATERIAL: HIGH PERFORMANCE COPPER ALLOY
- FINISH:
 - 222 - OVERALL TIN: 100 MI MIN OVER NICKEL
 - 228 - SELECT GOLD: 30 MI MIN, SELECT TIN: 100 MI MIN OVER NICKEL
- PRODUCT SPECIFICATION: PS-46064-001
- PACKAGING:
 - REEL PACK PER : PK-46056-002
 - LOOSE PACK PER : PK-5556-003
- TERMINAL TO BE USED WITH ASSY NUMBER: 46065
- WIRE SPECIFICATION: SEE CHART.
- WHEN USING OVERALL TIN PLATED TERMINALS: FOR APPLICATIONS INVOLVING VIBRATION AND/OR THERMAL CYCLING, MOLEX STRONGLY RECOMMENDS THE USE OF NYE LUBRICANT, NYOGEL 760G, ON THE MATING END OF THE TERMINAL. LUBRICANT MAY BE APPLIED BEFORE OR AFTER THE TERMINALS ARE INSERTED INTO THE HOUSING.

SECTION Y-Y
CONDUCTOR CRIMP

SECTION Z-Z
INSULATION CRIMP

LOOSE PACKAGED MATERIAL NUMBER	REEL PACKAGED MATERIAL NUMBER	FINISH	WIRE SPEC	INSULATION DIA	INSULATION (CRIMPED)			CONDUCTOR (CRIMPED)				
					HEIGHT		WIDTH		HEIGHT		WIDTH	
					MIN	MAX	MIN	MAX	MIN	MAX	MIN	MAX
46056-0004	46056-0002	222 - TIN	UL1015 18/20 AWG	2.52 / 2.81	N/A	3.20	2.70	2.90	1.05	1.15	1.50	1.70
46056-0005	46056-0003	228 - SELECT GOLD	UL1015 18/20 AWG	2.52 / 2.81	N/A	3.20	2.70	2.90	1.05	1.15	1.50	1.70

UPDATE NOTE 4 EC NO: UCP2011-1228 DRWN: JJAGUILAR 2010/10/29 CHKD: APPR: FSMITH 2010/11/09	QUALITY SYMBOLS	GENERAL TOLERANCES (UNLESS SPECIFIED)	DIMENSION STYLE	SCALE	DESIGN UNITS	THIRD ANGLE PROJECTION														
	$\nabla \text{E} = 0$ $\nabla \text{F} = 0$ $\nabla \text{B} = 0$	<table border="1"> <tr><th></th><th>mm</th><th>INCH</th></tr> <tr><td>4 PLACES</td><td>± ---</td><td>± ---</td></tr> <tr><td>3 PLACES</td><td>± ---</td><td>± ---</td></tr> <tr><td>2 PLACES</td><td>± 0.25</td><td>± ---</td></tr> <tr><td>1 PLACE</td><td>± 0.38</td><td>± ---</td></tr> </table>		mm	INCH		4 PLACES	± ---	± ---	3 PLACES	± ---	± ---	2 PLACES	± 0.25	± ---	1 PLACE	± 0.38	± ---	MM ONLY	4:1
		mm	INCH																	
	4 PLACES	± ---	± ---																	
3 PLACES	± ---	± ---																		
2 PLACES	± 0.25	± ---																		
1 PLACE	± 0.38	± ---																		
<table border="1"> <tr><td>DRAWN BY</td><td>DATE</td></tr> <tr><td>KSAMIEC</td><td>2007/03/22</td></tr> <tr><td>CHECKED BY</td><td>DATE</td></tr> <tr><td> </td><td> </td></tr> <tr><td>APPROVED BY</td><td>DATE</td></tr> <tr><td>FSMITH</td><td>2010/11/09</td></tr> </table>	DRAWN BY	DATE	KSAMIEC	2007/03/22	CHECKED BY	DATE			APPROVED BY	DATE	FSMITH	2010/11/09	TITLE SEALED MINIFIT H20 PLUG TERMINAL							
DRAWN BY	DATE																			
KSAMIEC	2007/03/22																			
CHECKED BY	DATE																			
APPROVED BY	DATE																			
FSMITH	2010/11/09																			
DRAFT WHERE APPLICABLE MUST REMAIN WITHIN DIMENSIONS	MATERIAL NO. SEE CHART	MOLEX INCORPORATED DOCUMENT NO. SD-46056-001	SHEET NO. 1 OF 1																	