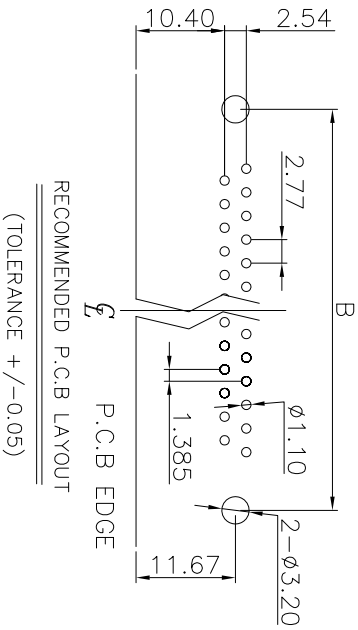
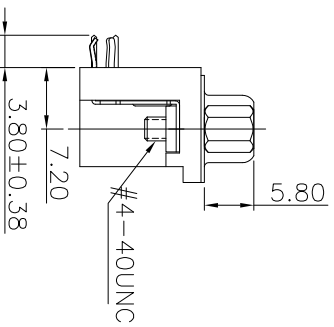
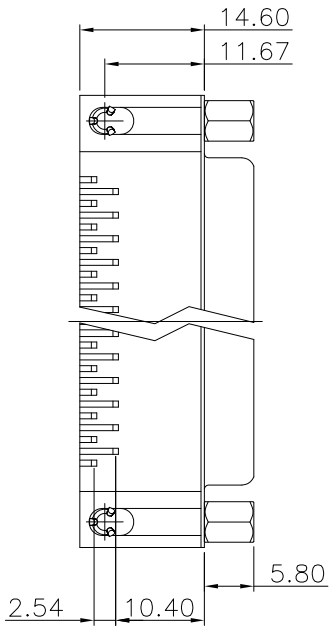
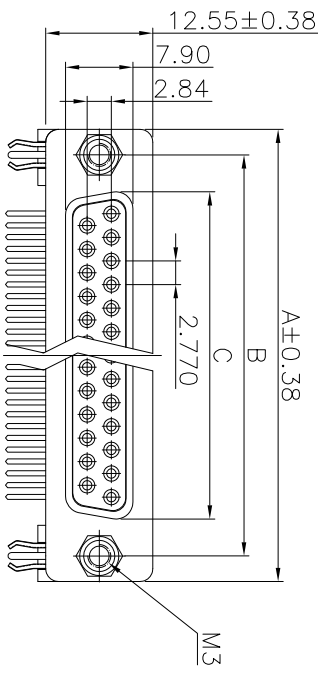


This document is the property of Amphenol Corporation and is delivered on a non-exclusive basis. It is to be used for manufacturing or sale by anyone other than Amphenol Corporation without its prior consent, & that no right is granted to disclose or to use any information in this document.

Customer drawing



REVISONS		DATE	APPROVED
S/M	ECN	DESCRIPTION	
1	HK--	First Release Drawing	6/28/13
			IP

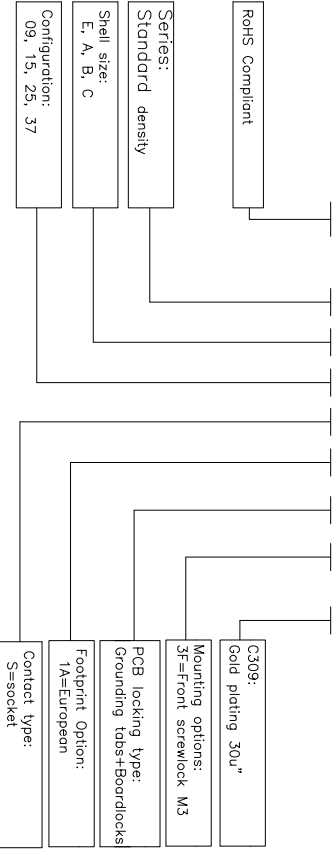
D-SUB TECHNICAL DATA

SHELL : SPCC, 80u" min nickel over 50u" min Copper
BODY : PBT, UL 94V-0, Color:Black.
CONTACTS : Copper alloy
 30u" gold over 50u" nickel on mating area
 100u" tin over 50u" nickel on solder area
BOARDLOCK: Copper Alloy, Tin Plated.
RIVET: Copper Alloy, Nickel Plated.
SCREW: Copper Alloy, Nickel Plated.
ELECTRICAL : Voltage rating 250 VAC Rms
 Current Rating :3 AMP
 Withstanding Voltage >1000 VAC Rms
 Insulation resistance >1000 M Ohms
 Contact resistance 25 mOhms max

MARKING : Amphenol...(Series No.)
 Commercial reference
 Manufacturing date

PRODUCT CODE

L 77 SD X XX S 1A CH 3F C309



Dimensions

Positions	A	B	C
9	30.81	24.99	16.33
15	39.19	33.32	24.66
25	53.04	47.04	38.38
37	69.32	63.50	54.84

UNLESS OTHERWISE SPECIFIED		APPROVAL		DATE
TOLERANCES	METRIC	DRAWN	Mkt./Lsc	6/28/13
	U.S.	CHECKED	Tong/Tang	6/28/13
.X	+/-			
.XX	+/-			
.XXX	+/-			
FRACTIONS	+/-			
ANGLES	+/-			
	5°			
FOR MATERIALS AND FINISHES SEE NOTES REMOVE SHARP EDGES				
DRAWING FILE :				
ANGLE OF PROJECTION				
SIZE DRAWING NO				
SCALE				
SHEET 1 OF 1				

Amphenol
Amphenol East Asia Limited

TITLE
D-SUB-R/A,FEMALE CONNECTOR

REV. 1