

# PRODUCT SPECIFICATION



Product Name	0603 WIRE WOUND CERAMIC CHIP INDUCTORS	Page	1
TAMURA Part No.	T0603-XXX	Rev. No.	0

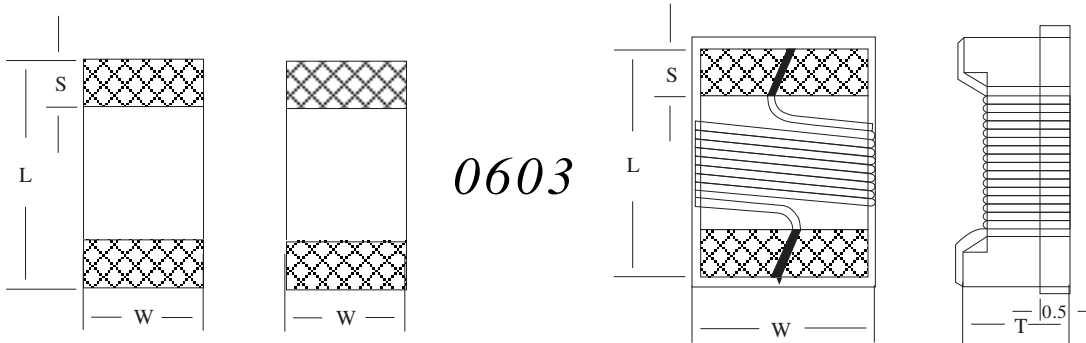
## Features:

- Small and lightweight.
- Wide inductance range, 1.6nH to 270nH.
- Excellent solderability and resistance to soldering heat, suitable for flow and reflow soldering.
- Minimum dimensions, high reliability and high speed surface mount assembly.

## Application:

1. Prevention of electromagnetic interference to signals on the secondary side of electric equipment
2. Telecommunication products, mobile phone, pagers, cellular phone, computers. Modems, OA products, TVs, VCRs. etc.

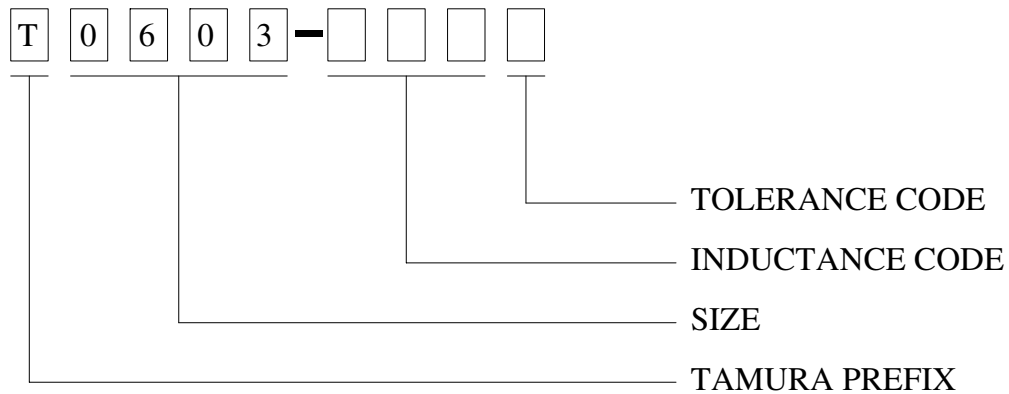
## 1. CONFIGURATION & DIMENSIONS :



Size Code		L ± 0.2	W ± 0.2	T ± 0.2	S ± 0.2
Japan	USA/Europe				
1608	0603	1.70	1.10	0.90	0.30

All dimensions in mm

## 2. Part No. FORMAT :

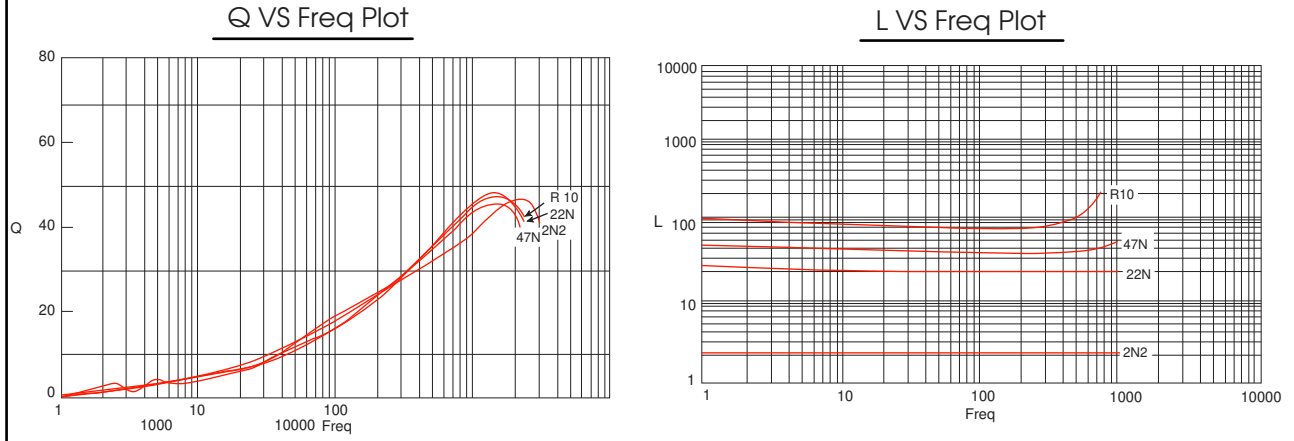


Tolerance Code: J=± 5%, G= ± 2%

# PRODUCT SPECIFICATION



Product Name	0603 WIRE WOUND CERAMIC CHIP INDUCTORS	Page	2
TAMURA Part No.	T0603-XXX	Rev. No.	0



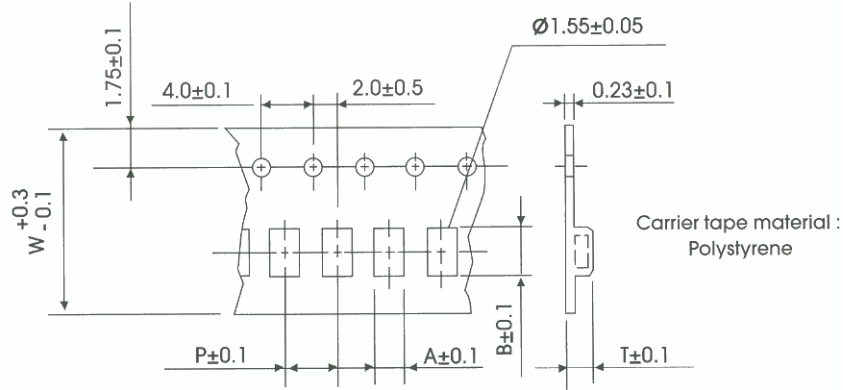
PART No.	Inductance (nH)	Q Min	RDC Max (Ohms)	I DC Max (mA)	SRF Min (MHz)
T0603 - 1N6	1.6@ 250MHz	18@ 250MHz	0.03	700	12500
T0603 - 1N8	1.8@ 250MHz	16@ 250MHz	0.05	700	12500
T0603 - 3N6	3.6@ 250MHz	22@ 250MHz	0.06	700	5900
T0603 - 3N9	3.9@ 250MHz	22@ 250MHz	0.07	700	6900
T0603 - 4N3	4.3@ 250MHz	22@ 250MHz	0.07	700	5900
T0603 - 4N7	4.7@ 250MHz	20@ 250MHz	0.08	700	5800
T0603 - 5N1	5.1@ 250MHz	18@ 250MHz	0.15	700	5700
T0603 - 5N6	5.6@ 250MHz	16@ 250MHz	0.19	700	5700
T0603 - 6N8	6.8@ 250MHz	28@ 250MHz	0.09	700	5800
T0603 - 7N5	7.5@ 250MHz	28@ 250MHz	0.10	700	4800
T0603 - 8N7	8.7@ 250MHz	28@ 250MHz	0.10	700	4600
T0603 - 9N5	9.5@ 250MHz	28@ 250MHz	0.11	700	5400
T0603 - 10N	10@ 250MHz	30@ 250MHz	0.09	700	4800
T0603 - 11N	11@ 250MHz	30@ 250MHz	0.10	700	4000
T0603 - 12N	12@ 250MHz	32@ 250MHz	0.10	700	4000
T0603 - 15N	15@ 250MHz	32@ 250MHz	0.11	700	4000
T0603 - 16N	16@ 250MHz	32@ 250MHz	0.11	700	3300
T0603 - 18N	18@ 250MHz	35@ 250MHz	0.12	700	3100
T0603 - 22N	22@ 250MHz	35@ 250MHz	0.15	700	3000
T0603 - 24N	24@ 250MHz	35@ 250MHz	0.14	700	2650
T0603 - 27N	27@ 250MHz	35@ 250MHz	0.20	600	2800
T0603 - 30N	30@ 250MHz	35@ 250MHz	0.15	600	2250
T0603 - 33N	33@ 250MHz	36@ 250MHz	0.16	600	2300
T0603 - 36N	36@ 250MHz	36@ 250MHz	0.20	600	2080
T0603 - 39N	39@ 250MHz	36@ 250MHz	0.21	600	2200
T0603 - 43N	43@ 250MHz	35@ 250MHz	0.22	600	2000
T0603 - 47N	47@ 250MHz	35@ 200MHz	0.23	600	2000
T0603 - 56N	56@ 250MHz	32@ 200MHz	0.25	600	1900
T0603 - 68N	68@ 250MHz	32@ 200MHz	0.35	600	1700
T0603 - 72N	72@ 250MHz	30@ 150MHz	0.54	400	1700
T0603 - 82N	82@ 250MHz	30@ 150MHz	0.58	400	1700
T0603 - R10	100@ 250MHz	30@ 150MHz	0.65	400	1400
T0603 - R11	110@ 250MHz	30@ 150MHz	0.69	300	1350
T0603 - R12	120@ 250MHz	30@ 150MHz	0.65	280	1300
T0603 - R15	150@ 250MHz	30@ 150MHz	0.85	240	990
T0603 - R18	180@ 250MHz	25@ 100MHz	1.00	200	990
T0603 - R22	220@ 250MHz	25@ 100MHz	1.80	200	900
T0603 - R25	250@ 250MHz	25@ 100MHz	1.93	120	900
T0603 - R27	270@ 250MHz	25@ 100MHz	2.10	170	900

# PRODUCT SPECIFICATION



Product Name	0603 WIRE WOUND CERAMIC CHIP INDUCTORS	Page	3
TAMURA Part No.	T0603-XXX	Rev. No.	0

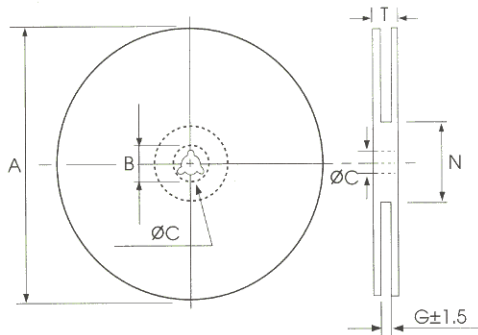
## 3. PACKAGING INFORMATION :



Package Size	A	B	W	P	T	Carrier Material	Tape/Cover Material	Qty. Units / reel	# Reels /Carton	Carton Size (LxWxH)
0402	0.65	1.15	8	2	N/A	plastic	plastic	10,000	36	400*265*238
0603	1.08	1.88	8	4	N/A	plastic	plastic	3000	36	400*265*238
0805	1.50	2.30	8	4	0.3	plastic	plastic	3000	36	400*265*238
1008	N/A	N/A	8	4	0.3	plastic	plastic	2000	36	400*265*238
1210	1.88	3.50	8	4	0.3	plastic	plastic	2000	50	390*215*390
1812	N/A	N/A	12	8	0.3	plastic	plastic	500	40	390*215*390

Dimensions in mm

REEL DIMENSIONS  
Material: Paper, Plastic



TYPE	8mm	12mm
A	178 ± 2	178 ± 2
B	21.0 ± 0.8	21.0 ± 0.8
C	13.0 ± 0.8	13.0 ± 0.8
G	10.0	14.0
N	75	75
T	12.5	16.5

