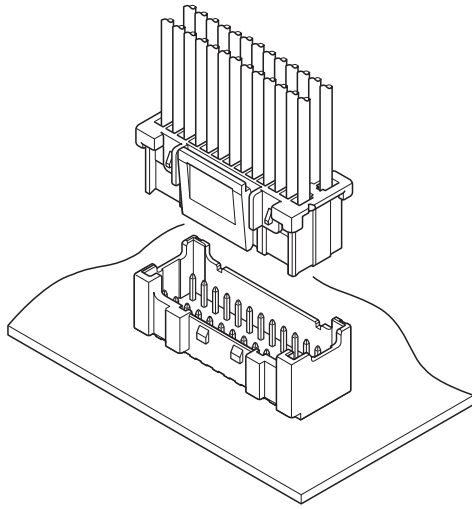


PND CONNECTOR

2.0 mm pitch/Wire-to-Board connectors/Crimp style and Mating style



This is a wire-to-board connector with secure locking specification, which achieved excellent workability and withstanding external force. Realize 2.0 mm pitch dual-row, and support a high densification of equipment.

- Excellent workability (Low insertion force)
- Withstanding external force
- Secure lock mechanism
- Countermeasure for inverse insertion and mismatching insertion
- Polarizing boss
- Retainer mountable

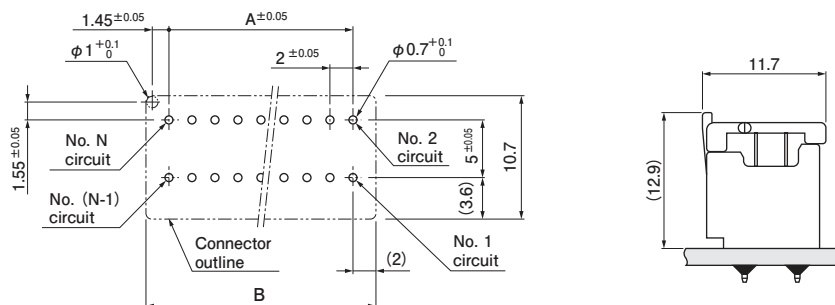
Standards

☑ :Recognized E 60389

Specifications

- Current rating: 3 A AC/DC (AWG #22)
- Voltage rating: 250 V AC/DC
- Temperature range: -25°C to +85°C
(including temperature rise in applying electrical current)
- Contact resistance:
 - Initial value/ 10 mΩ max.
 - After environmental tests/ 20 mΩ max.
- Insulation resistance: 1,000 MΩ min.
- Withstanding voltage:
 - There shall be no breakdown or flashover while applying 800 VAC for one minute.
- Applicable wire range:
 - Conductor size/ AWG #28 to AWG #22
 - Insulation O.D./ ϕ 0.76 mm to ϕ 1.5 mm
- * In using the products, refer to "Handling Precautions for Terminals and Connectors" described on our website (Technical documents of Product information page).
- * RoHS2 compliance
- * Dimensional unit: mm
- * Contact JST for details.

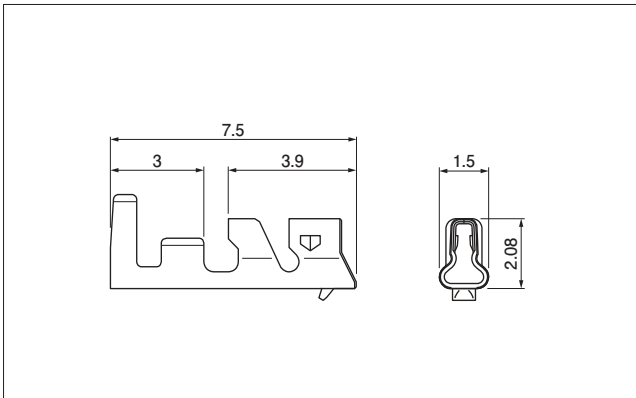
PC board layout and Assembly layout



- Note: 1. The figure of PC board layout is the figure viewed from the connector mounting side.
 2. Dimensions A and B: See "Header" section on page 3.
 3. Tolerance for the PCB hole pitch shall be ± 0.05 , and shall not accumulate more than ± 0.05 .
 4. Hole dimensions differ according to the type of PC board and piercing method.
 The above dimensions are reference values. Please contact JST for details.

PND CONNECTOR

Contact



Model No.	Applicable wire range		Q'ty/ reel
	Conductor size AWG (mm ²)	Insulation O.D. (mm)	
SPND-002T-C0.5	#28 to #24 (0.08 to 0.22)	0.76 to 1.5	8,000
SPND-001T-C0.5	#26 to #22 (0.13 to 0.33)	1.0 to 1.5	8,000

Material and Surface finish, etc.

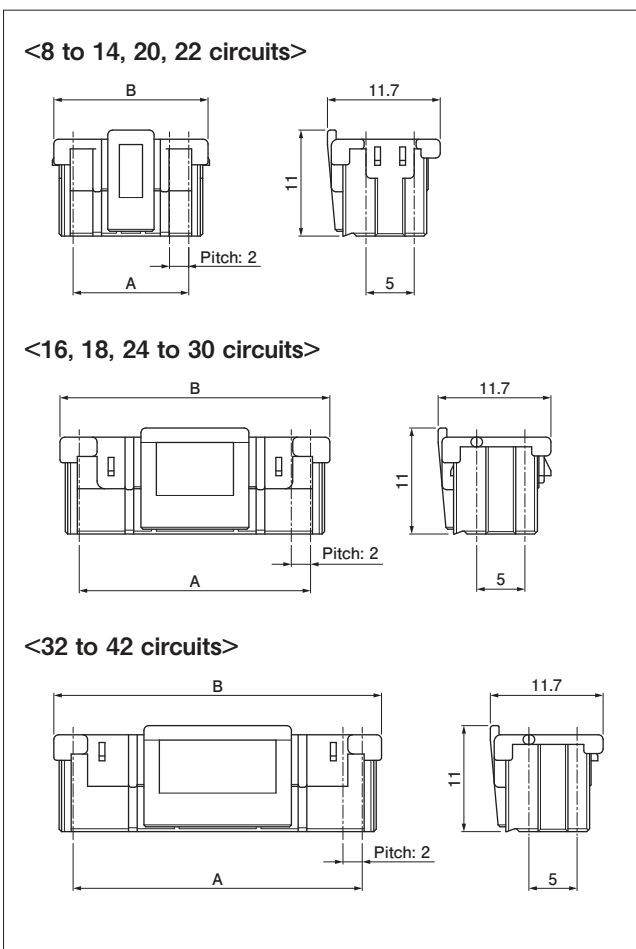
Copper alloy, tin-plated

Crimping machine

Contact	Crimping machine	Applicator	Crimp applicator with dies
SPND-002T-C0.5	AP-K2N	MKS-L	APLMK SPAD/ND002-05
SPND-001T-C0.5			APLMK SPND001-05

Note: Contact JST for fully automatic crimping applicator.

Socket housing



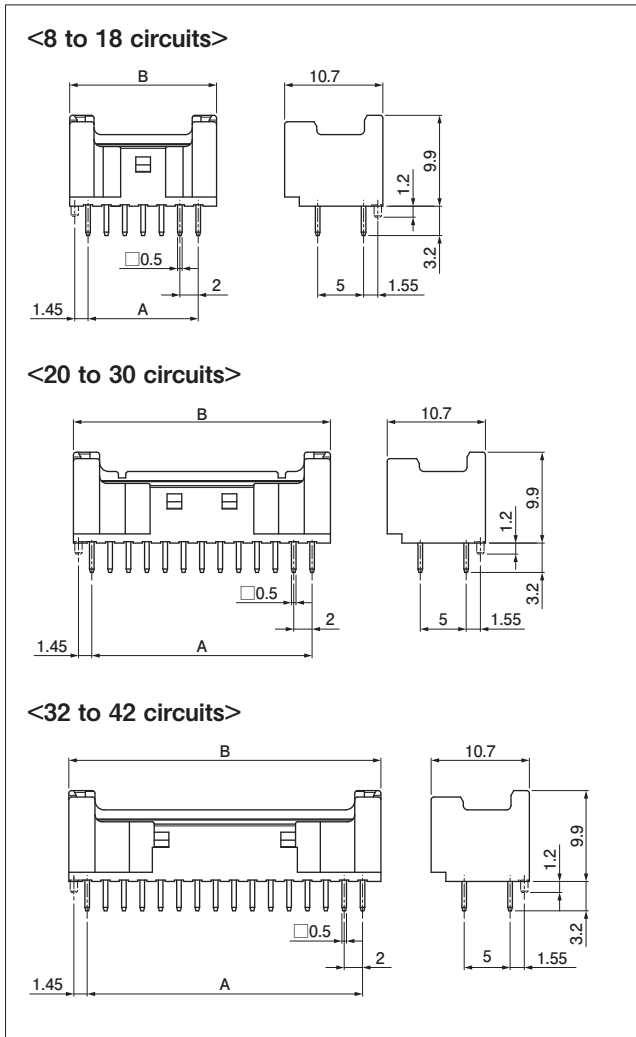
No. of circuits	Model No.	Dimensions (mm)		Q'ty/bag
		A	B	
8	PNDP-08V-Z	6.0	10.0	500
10	PNDP-10V-Z	8.0	12.0	500
12	PNDP-12V-Z	10.0	14.0	500
14	PNDP-14V-Z	12.0	16.0	500
16	PNDP-16V-Z	14.0	18.0	300
18	PNDP-18V-Z	16.0	20.0	300
20	PNDP-20V-Z	18.0	22.0	300
22	PNDP-22V-Z	20.0	24.0	300
24	PNDP-24V-Z	22.0	26.0	250
26	PNDP-26V-Z	24.0	28.0	250
28	PNDP-28V-Z	26.0	30.0	250
30	PNDP-30V-Z	28.0	32.0	150
32	PNDP-32V-Z	30.0	34.0	150
34	PNDP-34V-Z	32.0	36.0	150
36	PNDP-36V-Z	34.0	38.0	100
38	PNDP-38V-Z	36.0	40.0	100
40	PNDP-40V-Z	38.0	42.0	100
42	PNDP-42V-Z	40.0	44.0	100

Material and Surface finish, etc.

PA 66, UL94V-0, ivory

PND CONNECTOR

Header



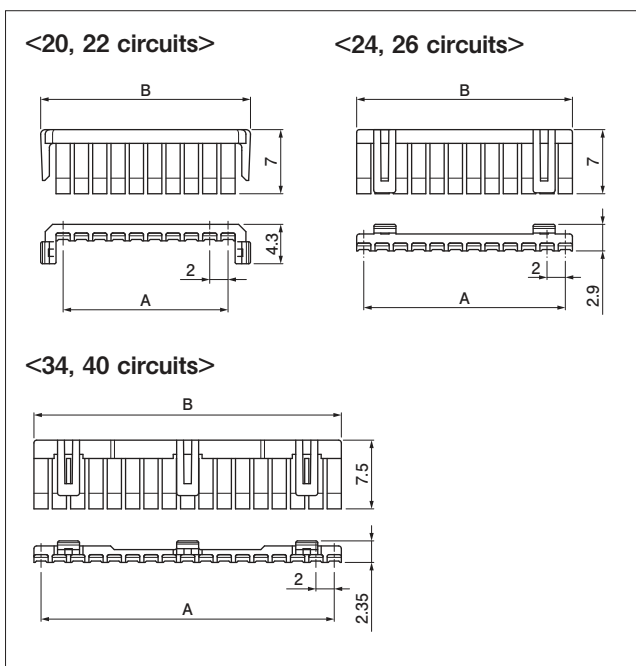
No. of circuits	Model No.		Dimensions (mm)		Q'ty/box
	With boss	Without boss	A	B	
8	B08B-PNDZS-1	B08B-PNDZS	6.0	10.0	736
10	B10B-PNDZS-1	B10B-PNDZS	8.0	12.0	608
12	B12B-PNDZS-1	B12B-PNDZS	10.0	14.0	512
14	B14B-PNDZS-1	—	12.0	16.0	448
16	B16B-PNDZS-1	—	14.0	18.0	416
18	B18B-PNDZS-1	—	16.0	20.0	352
20	B20B-PNDZS-1	B20B-PNDZS	18.0	22.0	320
22	B22B-PNDZS-1	B22B-PNDZS	20.0	24.0	288
24	B24B-PNDZS-1	—	22.0	26.0	288
26	B26B-PNDZS-1	—	24.0	28.0	256
28	B28B-PNDZS-1	—	26.0	30.0	224
30	B30B-PNDZS-1	—	28.0	32.0	224
32	B32B-PNDZS-1	B32B-PNDZS	30.0	34.0	192
34	B34B-PNDZS-1	—	32.0	36.0	192
36	B36B-PNDZS-1	—	34.0	38.0	192
38	B38B-PNDZS-1	—	36.0	40.0	160
40	B40B-PNDZS-1	—	38.0	42.0	160
42	B42B-PNDZS-1	—	40.0	44.0	160

Material and Surface finish, etc.

Post: Copper alloy, copper-undercoated, tin-plated
Wafer: PA 66 (Glass-filled), UL94V-0, ivory

Note: This product displays (LF)(SN) on a label.

Retainer



No. of circuits	Model No.	Dimensions (mm)		Q'ty/bag
		A	B	
20	PNDS-20V-Z	18.0	22.9	1,000
22	PNDS-22V-Z	20.0	24.9	1,000
24	PNDS-24V-Z	22.0	23.55	1,000
26	PNDS-26V-Z	24.0	25.55	1,000
34	PNDS-34V-Z	32.0	33.55	1,000
40	PNDS-40V-Z	38.0	39.55	1,000

Material and Surface finish, etc.

PA 66 (Glass-filled), UL94V-0, ivory

PND CONNECTOR

Model number allocation

Contact

S PND - 002 T - C 0.5

Supply form: Strip form

Series name

Applicable wire range:
002...AWG #28 to AWG #24
001...AWG #26 to AWG #22

Surface finish: Tin-plated

Material: Copper alloy

Applicable post size

Socket housing

PND P - 26 V - Z

Series name

Type: Socket

No. of circuits

Flammability: UL94V-0

Color: Z...Ivory, K...Black, R...Red, E...Blue, M...Green,
N...Brown, D...Orange

Header

B 26 B - PND Z S - 1

Header type: Top entry type

No. of circuits

Assembly product

Series name

Color: Z...Ivory, K...Black, R...Red, E...Blue,
M...Green, N...Brown, D...Orange

Clinched (Kinked) / Not clinched: Straight

Presence of boss : Blank...Without boss, 1...With boss

Retainer

PND S - 26 V - Z

Series name

Type: Retainer

No. of circuits

Note: The number of circuits is that of
applicable socket housing.

Flammability: UL94V-0

Color: Ivory