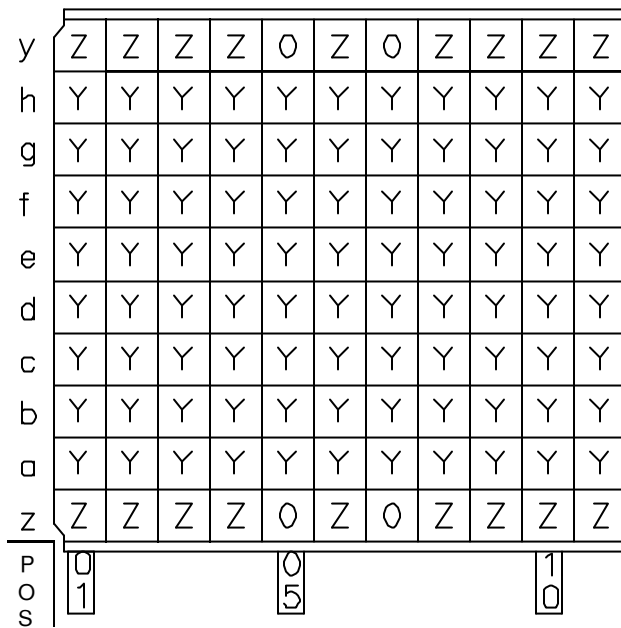
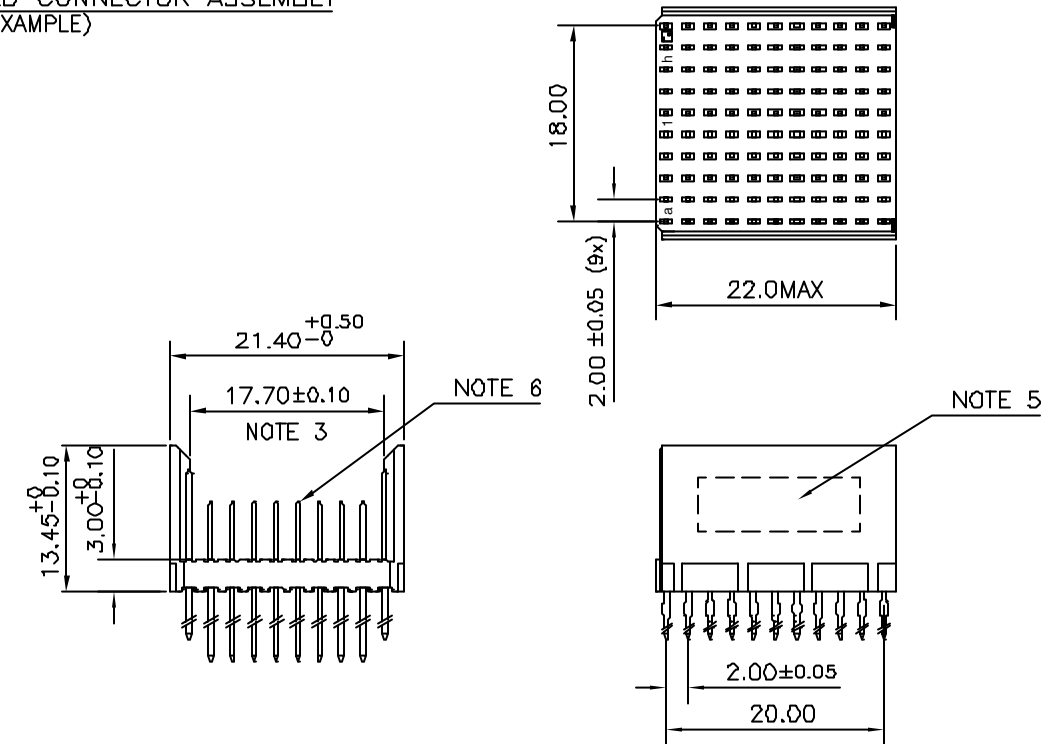


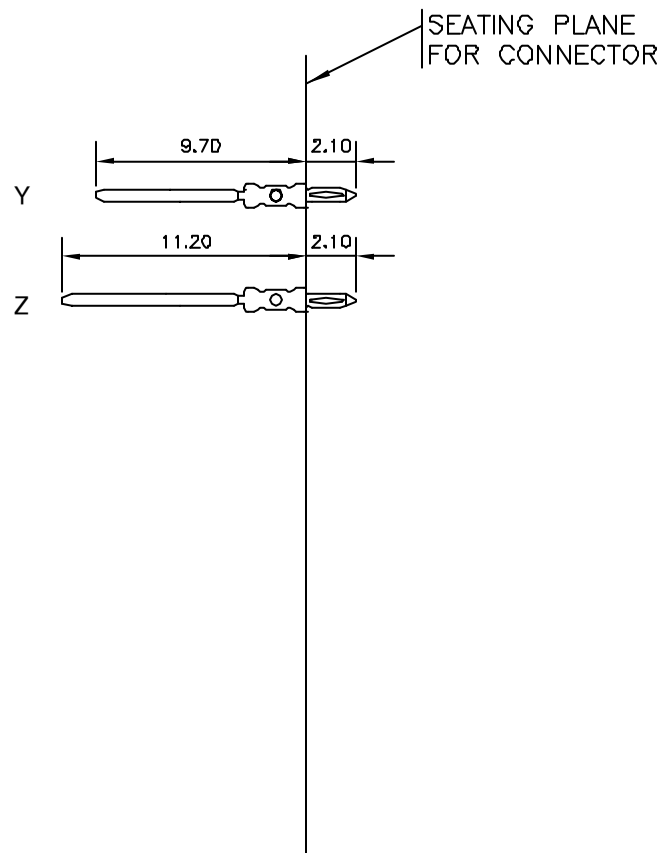
LOADING PATTERN MATING SIDE



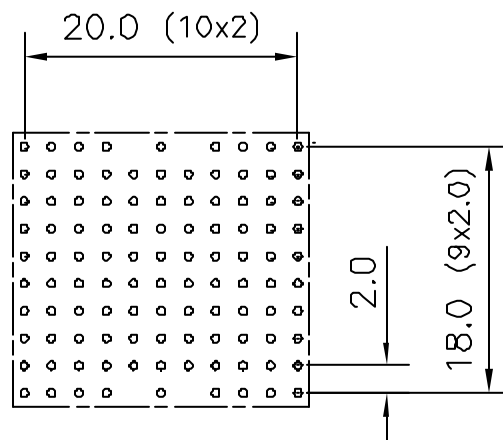
LOADED CONNECTOR ASSEMBLY (FOR EXAMPLE)



CONTACT OVERVIEW



LAY-OUT P.C.B.-HOLE



HM2P84PZE125-^{LF} LEAD FREE INDICATOR : LF = LEAD FREE (DIGIT 15 & 16)
 PLATING CODE (DIGIT 13 AND 14) (REF DRW NO. BS,C , 201844 , 003)

NOTES

- THIS PRODUCT IS CSA APPROVED.
- THIS PRODUCT IS UL RECOGNIZED.
- MEASURED AT THE BOTTOM.
- MATERIAL CONTACT: PHOSPHORBRONZE
HOUSING: CREAM WHITE GLASS FILLED POLYESTER UL-94V0
- CONNECTOR PRINTED WITH P/N AND DATE CODE.
- FOR ACTUAL CONTACT LOADINGS, SEE LOADING PATTERN MATING SIDE.
- SHAPE OF CONNECTOR HOUSING CAN ALTER DEPENDING ON PRODUCTION LOCATION
- THE PRODUCT (LF) MEETS EUROPEAN UNION DIRECTIVES AND OTHER COUNTRY REGULATIONS AS DESCRIBED IN GS-22-008
- FOR RECOMMENDED PTH DIMENSIONS REFER DRAWING : BS, A , 201572 , 001

CATALOG NO. HM2P84PZE125- - - -

mat'l. code SEE NOTE 4				surface ISO 1302	tolerance ISO 406 ISO 1101	projection	product family MLLIPACS			
ltr	ecn no	dr	date	tolerances unless otherwise specified		MM	title MPACS 8+2R STR HDR PF CONN TYPE F (SPECIAL MODULE)			
A	105-0274	MINI	2005-12-15	angles	linear		dwg no BS, C , 203028, 666			
B	106-0141	MINI	2006-08-08	0°±1°		scale	sheet 1 of 1 size A3			
				dr	MINI K VANDANATH	2005-12-15	type Product Customer Drawing			
				enr	BIJU K PAUL	2005-12-15				
				chr	BIJU K PAUL	2006-08-08				
				appd	BIJU K PAUL	2006-08-08				
sheet index	revision sheet	B	1							