

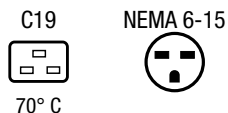
US Power Cord with IEC Appliance Connector C19, V-Lock, straight



V-Lock C19 Connector



Power plug North America black



See below:  
[Approvals and Compliances](#)

**Description**

- Power Cord
- Protection class I , Pin temperature 70 °C
- with V-Lock interlocking system

**Weblinks**

[pdf data sheet](#), [html datasheet](#), [General Product Information](#), [Approvals](#), [CE declaration of conformity](#), [Distributor-Stock-Check](#), [Accessories](#), [Detailed request for product](#)

**Technical Data**

|                                   |   |                         |   |
|-----------------------------------|---|-------------------------|---|
| Ratings UL/CSA                    | 15 A / 250 VAC; 50/60 Hz  | Appliance inlet/-outlet | C19 acc. to IEC 60320-3   |
| Dielectric Strength               | > 2 kVDC between L-N<br>> 2 kVAC between L/N-PE<br>(1 min/50 Hz)  |                         | IEC 60320-1 , (for cold conditions) pin-temperature 70 °C, 15 A, Protection Class I |
| Allowable Operation Temperature   | -25 °C to 70 °C   |                         |   |
| IP-Protection                     | front side IP20 acc. to IEC 60529                                 |                         |   |
| Protection against electric shock | Suitable for appliances with protection class I acc. to IEC 61140 |                         |   |
| Terminal                          | moulded   |                         |   |
| Material: Housing                 | PVC, black  |                         |   |

**Approvals and Compliances**

Detailed information on product approvals, code requirements, usage instructions and detailed test conditions can be looked up in [Details about Approvals](#)

SCHURTER products are designed for use in industrial environments. They have approvals from independent testing bodies according to national and international standards. Products with specific characteristics and requirements such as required in the automotive sector according to IATF 16949, medical technology according to ISO 13485 or in the aerospace industry can be offered exclusively with customer-specific, individual agreements by SCHURTER.

**Approvals**

The approval mark is used by the testing authorities to certify compliance with the safety requirements placed on electronic products.

Approval Reference Type: 6051.2042

| Approval Logo | Certificates                  | Certification Body | Description               |
|---------------|-------------------------------|--------------------|---------------------------|
|               | <a href="#">UL Approvals</a>  | UL                 | UL File Number:           |
|               | <a href="#">CSA Approvals</a> | CSA                | CSA Certification Record: |


**Product standards**

Product standards that are referenced

| Organization | Design                | Standard    | Description   |
|--------------|-----------------------|-------------|---|
|              | Designed according to | IEC 60320-1 | Appliance couplers for household and similar general purposes |
|              | Designed according to | IEC 60320-3 | Appliance couplers for household and similar general purposes |







## Application standards

Application standards where the product can be used

| Organization   | Design                         | Standard       | Description   |
|--|--------------------------------|----------------|---|
|  | Designed for applications acc. | IEC/UL 62368-1 | Audio/video, information and communication technology equipment - Part 1: Safety requirements |

## Compliances

The product complies with following Guide Lines

| Identification   | Details  | Initiator   | Description  |
|--|--|-------------|--|
|  | <a href="#">CE declaration of conformity</a>   | SCHURTER AG | The CE marking declares that the product complies with the applicable requirements laid down in the harmonisation of Community legislation on its affixing in accordance with EU Regulation 765/2008.                        |
|  | <a href="#">UKCA declaration of conformity</a> | SCHURTER AG | The UKCA marking declares that the product complies with the applicable requirements laid down in the British Amendment of Regulation (EC) 765/2008.   |
|  | RoHS   | SCHURTER AG | Directive RoHS 2011/65/EU, Amendment (EU) 2015/863   |
|  | China RoHS                                     | SCHURTER AG | The law SJ / T 11363-2006 (China RoHS) has been in force since 1 March 2007. It is similar to the EU directive RoHS.   |
|  | REACH  | SCHURTER AG | On 1 June 2007, Regulation (EC) No 1907/2006 on the Registration, Evaluation, Authorization and Restriction of Chemicals 1 (abbreviated as "REACH") entered into force.  |
|  |  | SCHURTER AG | V-Lock system are based on a matching plug-dose combination. The connector is equipped with a notch intended for use with the latching cordset. The cord latching system prevents against accidental removal of the cordset. |

## All Variants

| Connector |        | Cable        |                         |            |       | Plug          |         |            |          | Order Number |           |
|-----------|--------|--------------|-------------------------|------------|-------|---------------|---------|------------|----------|--------------|-----------|
| Type      | V-Lock | Cord Type    | Conductor cross section | Length [m] | Color | Type          | Country | Standard   | Style    |              |           |
| C19       | ●      | SJT 3x14 AWG | 3 x 14 AWG              | 2.5        | black | North America | USA     | NEMA 6-15P | straight | -            | 6051.2042 |

 Most Popular.

Availability for all products can be searched real-time: <https://www.schurter.com/en/Stock-Check/Stock-Check-SCHURTER>

## Packaging unit

30 Pcs

## Mating Inlets/Plugs shuttered

### Category / Description

#### [Appliance Inlet Overview complete](#)



|  |                      |
|--|----------------------|
| GSP4, Mounting: Screw, additional ground terminal IP20, Appliance Inlet, C20                                   | <a href="#">GSP4</a> |
| 4798, Mounting: Screw, IP40 / IP54, Appliance Inlet: IEC C20, Suitable for appliances with protection class I  | <a href="#">4798</a> |
| 1601, Mounting: Screw, Solder terminal straight, IP20, Appliance Inlet, C20                                    | <a href="#">1601</a> |
| 4793, Mounting: Snap-in, IP30, Appliance Inlet: IEC C20, Suitable for appliances with protection class I or II | <a href="#">4793</a> |
| IEC Appliance Inlet C20, Snap-in Mounting, Front Side, Solder or Quick Connect Terminal                        | <a href="#">1624</a> |

...

#### [IEC Inlet Filter Overview complete](#)



|  |                      |
|--|----------------------|
| IEC Appliance Inlet C20 with Filter, ECO design, front or rear side Mounting   | <a href="#">5130</a> |
| C20F, Mounting: Screw Front-/Rear-Side, Filter: Standard and Medical Version, Capacitor: X2, 16 A, Solder / quick connect / wires (stranded), prewired | <a href="#">C20F</a> |

**Category / Description**



[Power Entry Module Overview complete](#)

|   |      |
|---|------|
| IEC Appliance Inlet C20 with Circuit Breaker TA45   | EF11 |
| EC11, Mounting: Screw, Rocker switch: non-illuminated or illuminated 2-pole, Appliance Inlet IEC C20, Quick connect terminals 6.3 x 0.8 mm, prewired      | EC11 |
| 6136, Mounting: mm Rocker switch: non-illuminated or illuminated 1-pole, Appliance Inlet IEC C20, Quick connect terminals 6.3 x 0.8 mm, unwired 0 0 0 0 0 | 6136 |



[Power Entry Module with line filter Overview complete](#)

|   |      |
|---|------|
| EC12, Mounting: Screw Front Side, Filter: Standard and Medical Version, Capacitor: X2, 16 A, Quick connect terminals 6.3 x 0.8 mm, prewired | EC12 |
| IEC Appliance Inlet C20 with Filter, Circuit Breaker TA45 (recessed)  | EF12 |