



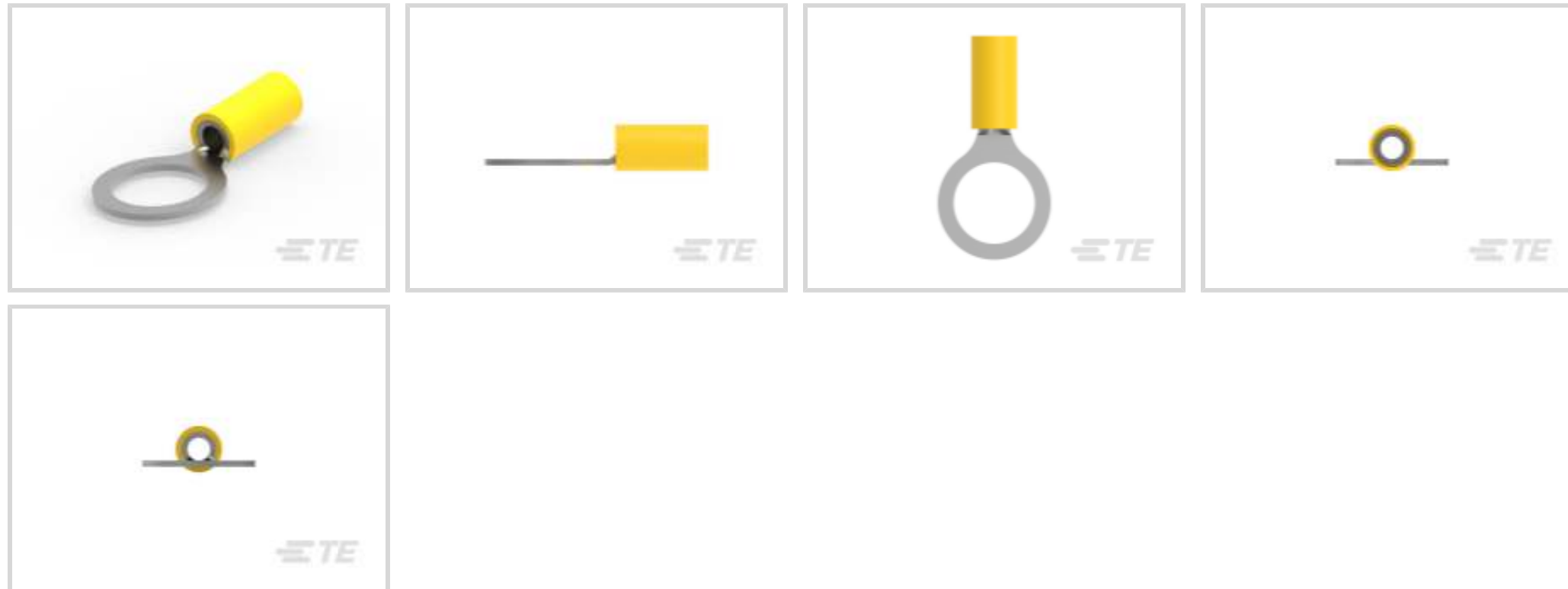
PIDG

TE Internal #: 52077-2

Ring Terminals & Spade Terminals, Ring Tongue, 10 AWG Wire Size, 6.11 mm² Wire Size, 12066 CMA Wire Size, Stud Size M12 / 1/2, PIDG

[View on TE.com >](#)

Terminals & Splices > Ring Terminals & Spade Terminals > PIDG Ring Tongue Terminals



Ring & Spade Terminal Type: **Ring Tongue**

Wire Size: **12066 CMA**

Stud Size: **1/2, M12**

[All PIDG Ring Tongue Terminals \(421\)](#)

Features

Product Type Features

Stud Size	1/2, M12
Sealable	No
Wire Insulation Support Retention Type	Insulation Restriction

Configuration Features

Number of Holes	1
-----------------	---

Electrical Characteristics

Voltage Rating	300 V
----------------	-------

Body Features

Insulation Sleeve Color	Yellow
Stripe Color	Brown

Contact Features

Ring & Spade Terminal Type	Ring Tongue
Barrel Type	Closed



Terminal Orientation	Straight
----------------------	----------

Terminal Plating Material	Tin
---------------------------	-----

Mechanical Attachment

Wire Insulation Support	With
-------------------------	------

Dimensions

Wire Size	12066 CMA
-----------	-----------

Stud Diameter	13.08 mm[.515 in]
---------------	-------------------

Tongue Thickness	.79 mm[.031 in]
------------------	-----------------

Product Length	37.85 mm[1.49 in]
----------------	-------------------

Compatible Insulation Diameter (Max)	5.08 mm[.2 in]
--------------------------------------	----------------

Compatible Insulation Diameter Range	3.02 – 5.08 mm[.119 – .2 in]
--------------------------------------	------------------------------

Usage Conditions

Insulation Option	Partially Insulated
-------------------	---------------------

Operating Temperature Range	105 °C[221 °F]
-----------------------------	----------------

Operation/Application

Compatible With Wire Base Material	Copper
------------------------------------	--------

Compatible With Wire Plating Material	Tin
---------------------------------------	-----

Industry Standards

Government Qualified Terminal	No
-------------------------------	----

Packaging Features

Packaging Quantity	500
--------------------	-----

Packaging Method	Loose Piece
------------------	-------------

Product Compliance

[For compliance documentation, visit the product page on TE.com>](#)

EU RoHS Directive 2011/65/EU	Compliant
------------------------------	-----------

EU ELV Directive 2000/53/EC	Compliant
-----------------------------	-----------

China RoHS 2 Directive MIIT Order No 32, 2016	No Restricted Materials Above Threshold
---	---

EU REACH Regulation (EC) No. 1907/2006	Current ECHA Candidate List: JUNE 2023 (235) Candidate List Declared Against: JUL 2021 (219) Does not contain REACH SVHC
--	--



Halogen Content Not Low Halogen - contains Br or Cl > 900 ppm.

Solder Process Capability Not applicable for solder process capability

Product Compliance Disclaimer

This information is provided based on reasonable inquiry of our suppliers and represents our current actual knowledge based on the information they provided. This information is subject to change. The part numbers that TE has identified as EU RoHS compliant have a maximum concentration of 0.1% by weight in homogenous materials for lead, hexavalent chromium, mercury, PBB, PBDE, DBP, BBP, DEHP, DIBP, and 0.01% for cadmium, or qualify for an exemption to these limits as defined in the Annexes of Directive 2011/65/EU (RoHS2). Finished electrical and electronic equipment products will be CE marked as required by Directive 2011/65/EU. Components may not be CE marked. Additionally, the part numbers that TE has identified as EU ELV compliant have a maximum concentration of 0.1% by weight in homogenous materials for lead, hexavalent chromium, and mercury, and 0.01% for cadmium, or qualify for an exemption to these limits as defined in the Annexes of Directive 2000/53/EC (ELV). Regarding the REACH Regulation, the information TE provides on SVHC in articles for this part number is based on the latest European Chemicals Agency (ECHA) 'Guidance on requirements for substances in articles' posted at this URL: <https://echa.europa.eu/guidance-documents/guidance-on-reach>

Compatible Parts

TE Part # 58433-3
PRO CR ASSY, RBY IS9252

TE Part # 59239-4
HHHT PIDG PG 12-10 ASSY

TE Part # 58423-1
DIE, RBY IS9252

TE Part # 59824-1
TETRA-CRIMP PIDG PG FASTON 22-10 ASSY

TE Part # 2063030-1
SDE DIESET, RBY, UL

TE Part # 47808-6
DIES PIDG 12-10 DIE SET

TE Part # 679300-1
1210 PIDG CRIMP HEAD

TE Part # 1-59239-4
HHHT PIDG 16-10 HEAD

TE Part # 1SET191001R0000
CRIMP-HT


TE Part # 1SET191002R0000
TET CRIMP-HT

TE Part # 169404
CERTI-LOK DIE

Also in the Series | PIDG



Compression Connectors(17)



Crimp Terminal Housings(1)



Crimp Wire Pins, Tabs & Ferrules(40)



Hand Crimping Tools(2)



Knife Disconnects(11)



PCB Terminals(9)



Quick Disconnects(49)



Ring Terminals & Spade Terminals(861)



Special Purpose Terminals(1)



Splices(47)

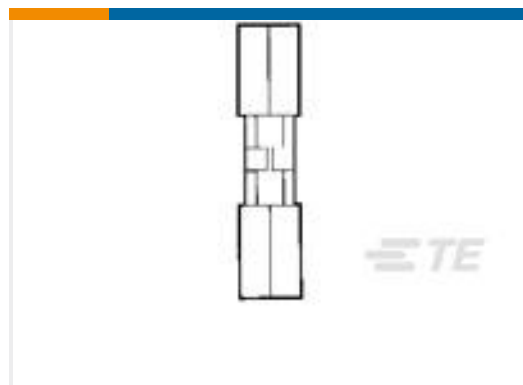
Customers Also Bought



TE Part #HDC36-24-1E
DUST CAP, 24SZ, REC, AL, NO LANYARD,HD30



TE Part #HDP26-18-20SE
PLG, 20P, BLK, E, 16/20, S



TE Part #324893
SPLICE,SOLIS BUTT STRAP 12-10



TE Part #134962-1
TERM, RT, STRAT, SOLIS, HR, 8, M10



TE Part #HD34-24-19PN
REC, 19P, AL, N, 12/16, P



TE Part #DT06-3S-C017
PLG, 3P, GRY, BLOCKED



TE Part #927836-1
TIMER, RECEPTACLE AND TAB



TE Part #40593
RING 18-14 6 .020 TPBR

Documents



Product Drawings

[TERMINAL,PIDG R IR 10 1/2](#)

English

CAD Files

[3D PDF](#)

3D

Customer View Model

[ENG_CVM_CVM_52077-2_G.2d_dxf.zip](#)

English

Customer View Model

[ENG_CVM_CVM_52077-2_G.3d_igs.zip](#)

English

Customer View Model

[ENG_CVM_CVM_52077-2_G.3d_stp.zip](#)

English

By downloading the CAD file I accept and agree to the [Terms and Conditions](#) of use.

Product Specifications

[Application Specification](#)

English

Product Environmental Compliance

[TE Material Declaration](#)

English

Agency Approvals

[CSA Certificate](#)

English