

# Molded Parts Customer Drawing

Part Number : 224A011-XX-01  
ECO NO. : ECO-07-010219

## NOTES

- All dimensions are in  $\frac{\text{inches}}{[\text{millimeters}]}$
- Dimensions appearing in table are as follows:
  - As Supplied
  - After Unrestricted Recovery
- Coating is optional. As supplied dimensions appearing in table are for uncoated parts. When coating is added, entry diameters will be reduced by .06 max.

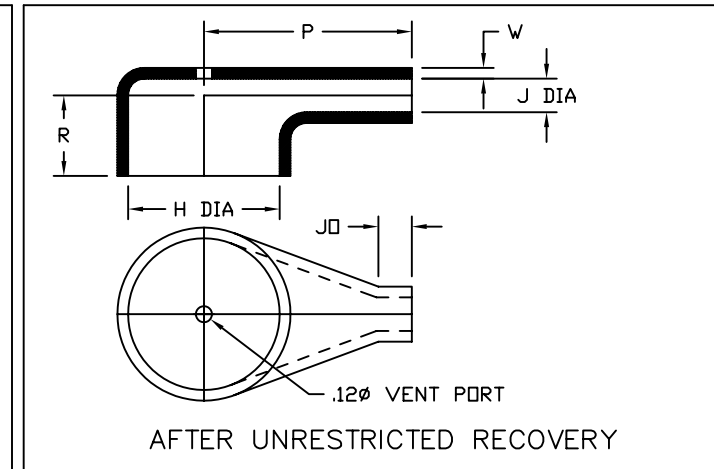
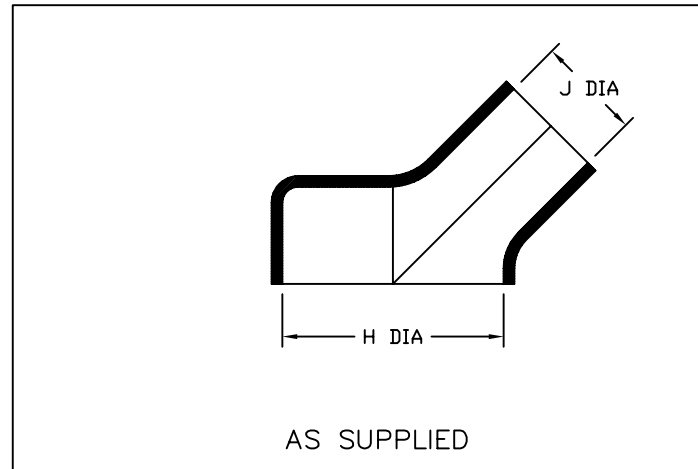


TABLE OF DIMENSIONS								
PART NUMBER	H		J		P ±10%	JO ±10%	R ±10%	W ±20%
	Min	Max	Min	Max				
	a	b	a	b	b	b	b	b
224A011-XX-01	$\frac{1.60}{[40,6]}$	$\frac{1.18}{[30,0]}$	$\frac{.75}{[19,0]}$	$\frac{.27}{[6,8]}$	$\frac{1.55}{[39,4]}$	$\frac{.25}{[6,3]}$	$\frac{.60}{[15,2]}$	$\frac{.08}{[2,0]}$



If this document is printed it becomes uncontrolled. Check for the latest revision.

Revision : A  
Date : 5/2/07  
Page 1 of 2

Part Number : 224A011-XX-01  
Description : Boot, 90

TYCO ELECTRONICS  
300 CONSTITUTION DRIVE  
MENLO PARK, CALIFORNIA 94025

# Molded Parts

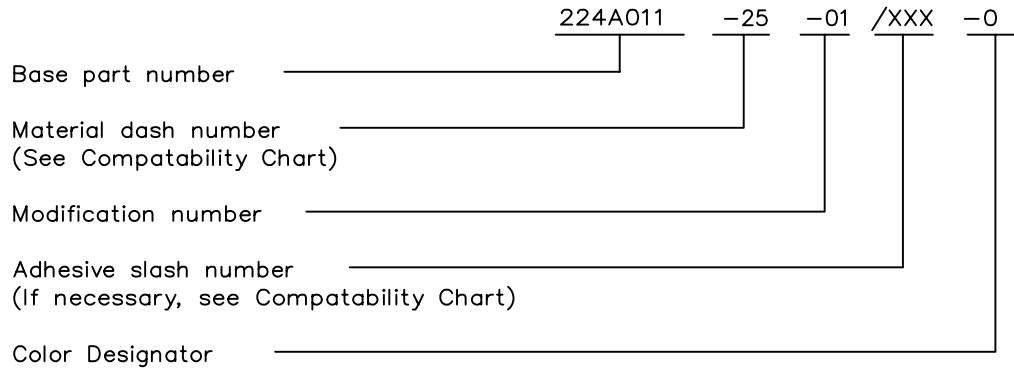
## Customer Drawing

Part Number : 224A011-XX-01

Description : Boot, 90

COMPATABILITY CHART					
MATERIAL DASH NO.	MATERIAL DESCRIPTION	RT SPEC	COATING SLASH NO.	COATING S NO.	COATING DESCRIPTION
-25	Elastomer, Fluid Resistant	RT-1325	N.A.		

### ORDERING INFORMATION



THIS DRAWING IS SUBJECT TO CHANGE WITHOUT NOTICE; CONSULT YOUR  
NEAREST FIELD REPRESENTATIVE FOR CURRENT REVISION



TYCO ELECTRONICS  
300 CONSTITUTION DRIVE  
MENLO PARK, CALIFORNIA 94025

© 2007 Tyco Electronics Corporation. All rights reserved

If this document is printed it becomes uncontrolled. Check for the latest revision.

Revision : A

Date : 5/2/07

Page 2 of 2

Part Number : 224A011-XX-01

Description : Boot, 90