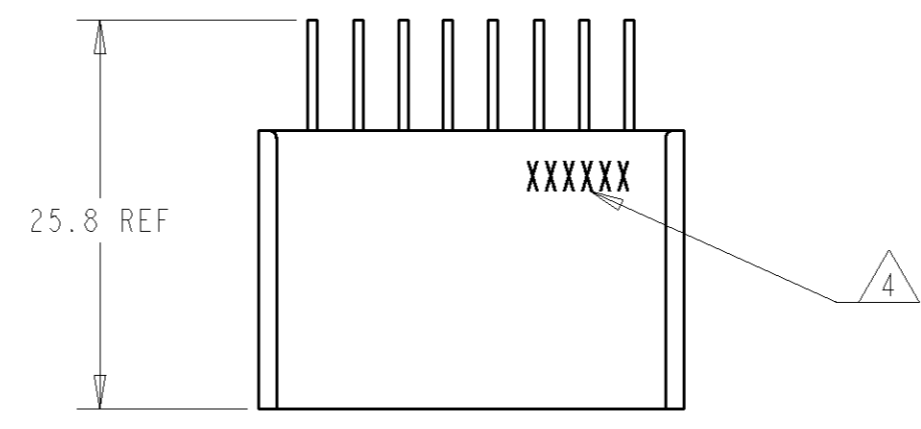
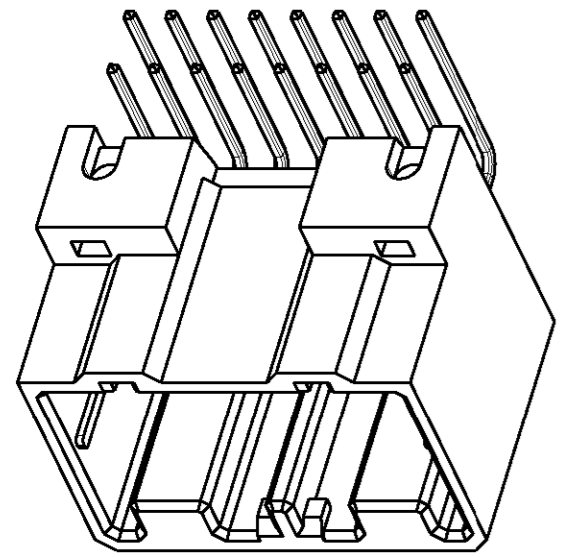
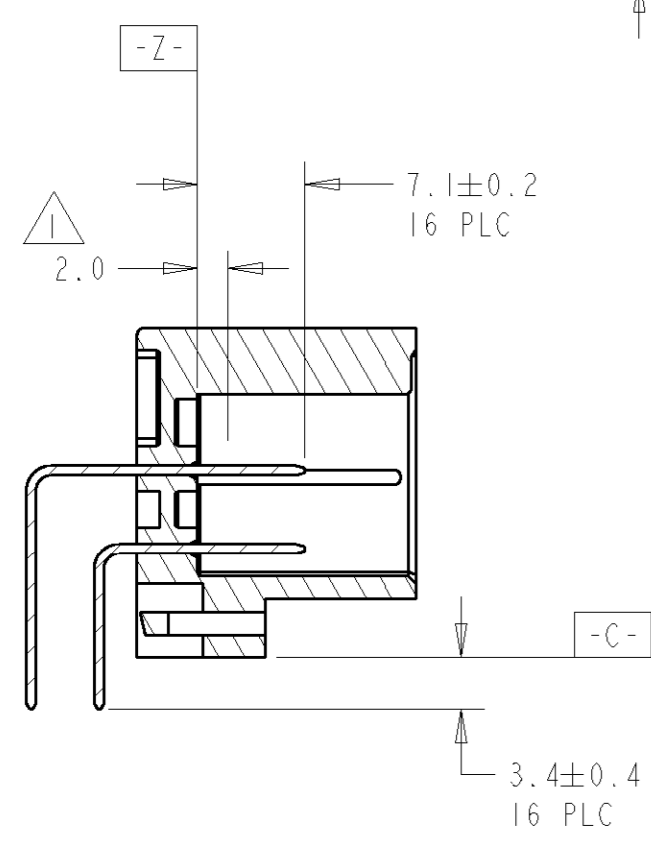
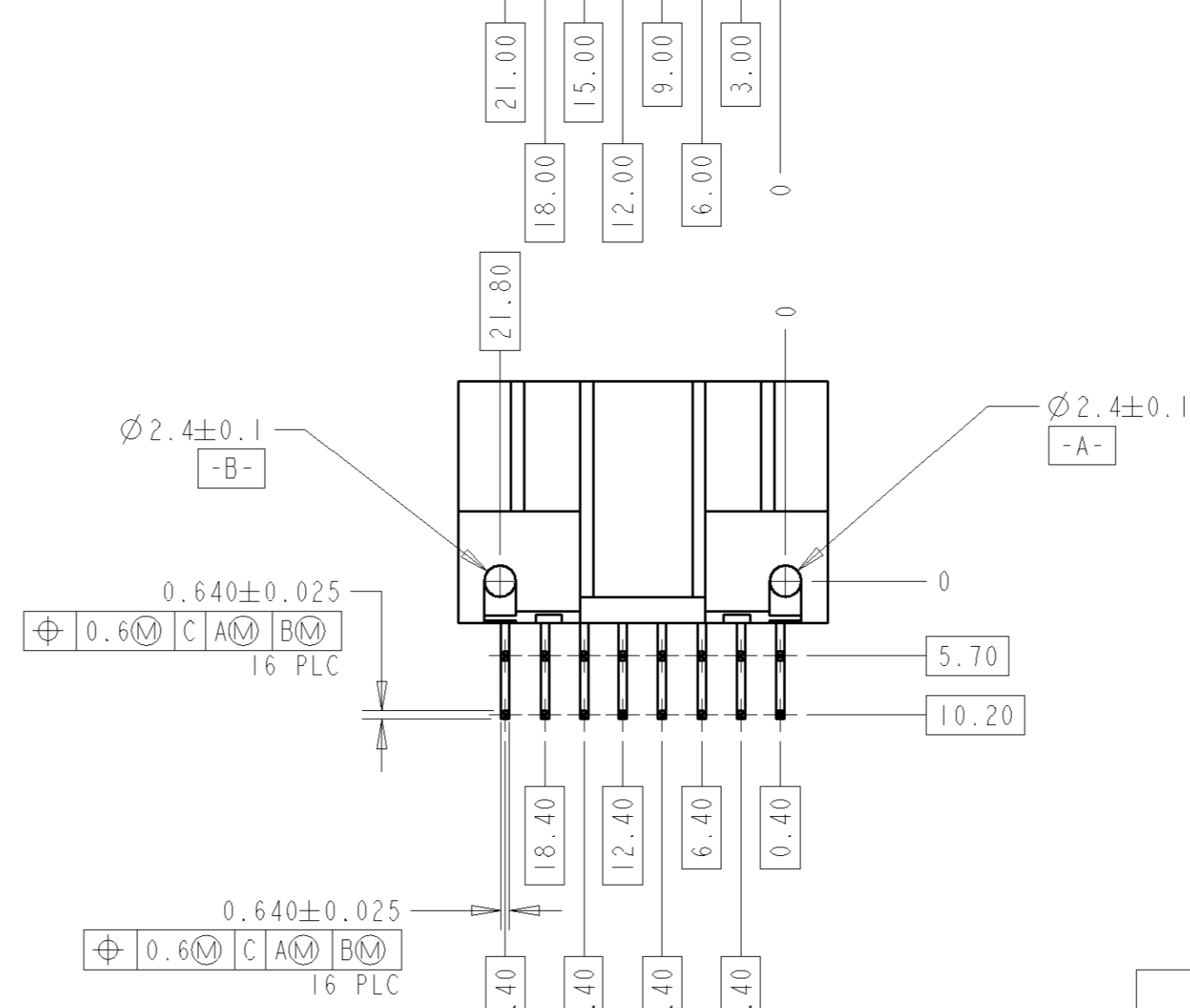
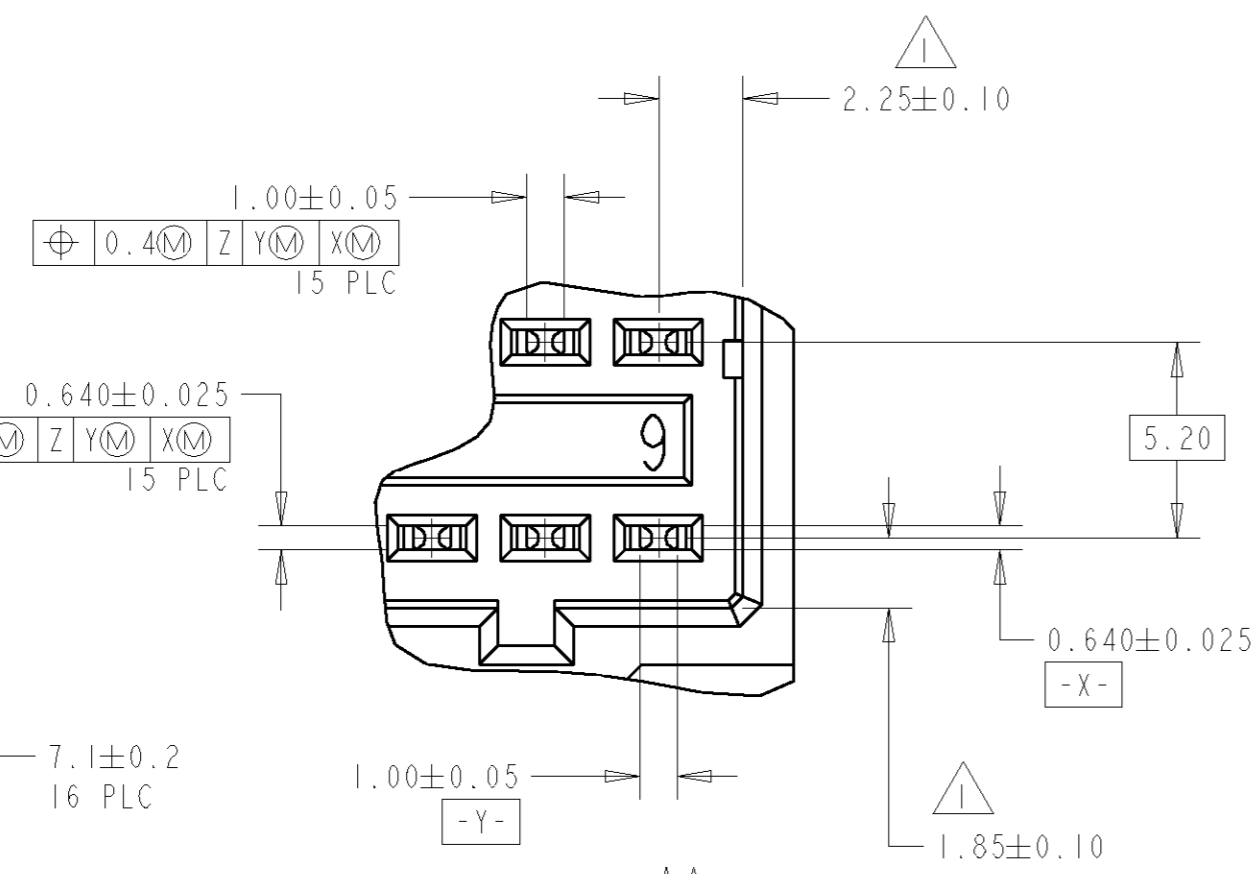
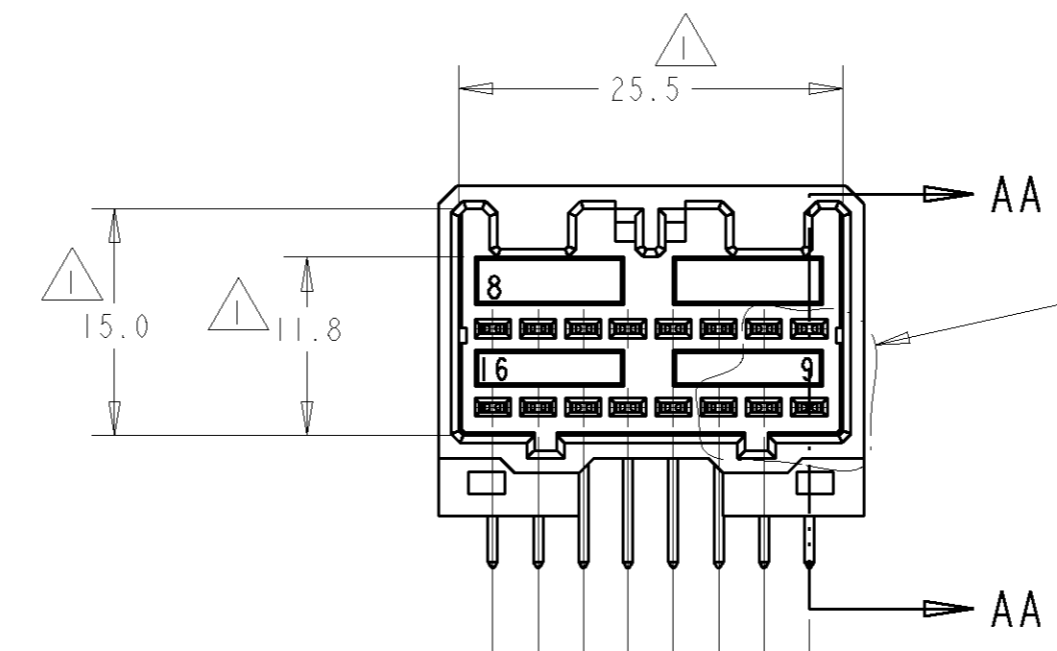
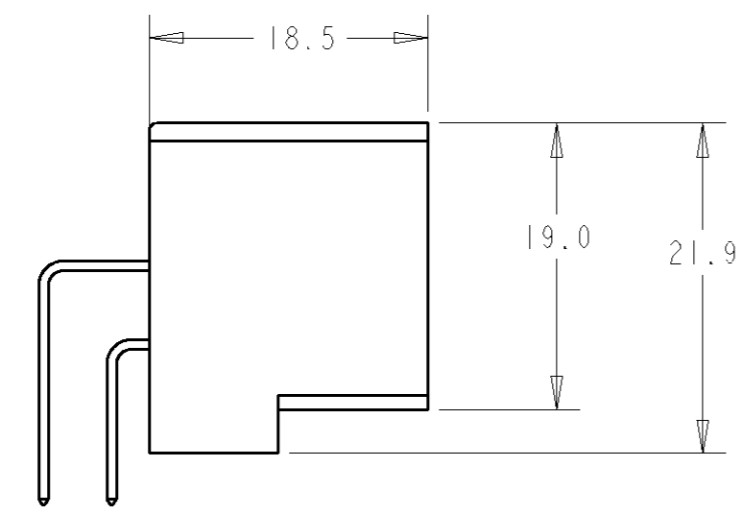
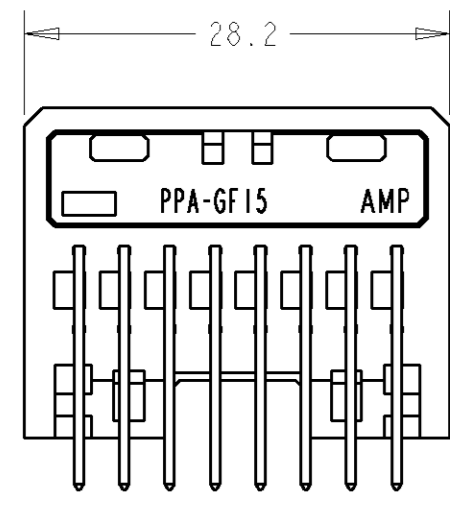


THIS DRAWING IS UNPUBLISHED. RELEASED FOR PUBLICATION .19
 © COPYRIGHT BY AMP INCORPORATED. ALL RIGHTS RESERVED.

| LOC | DIST | REVISIONS | | | | | |
|-----|------|-----------|-----|------------------------------|-----------|-----|------|
| | | P | LTR | DESCRIPTION | DATE | DWN | APVD |
| FX | 00 | 0 | | RELEASED PER EC 0K80-0150-99 | 16NOV99 | JRB | RAS |
| | | 01 | | REVISED PER EC 0K80-0171-04 | 12MAY2004 | DLD | RMC |



- 1 DIMENSION MUST BE HELD BETWEEN -Z- AND 2mm FROM -Z- (EXCLUDING CHAMFER)
- 2 DATUMS AND BASIC DIMENSIONS ESTABLISHED BY CUSTOMER
- 3. THE MATING PLUG PART NUMBER IS 917983
- 4 DATE CODE
- 5. RECOMMENDED MOUNTING SCREW, 3mm DIA., 6mm LENGTH MAX., PAN HEAD, CLASS 2 TAPPING SCREW, SPECIFIED IN JIS B1115, B1122. MAXIMUM TORQUE: 4kg-cm



DETAIL AA
SCALE 5:1

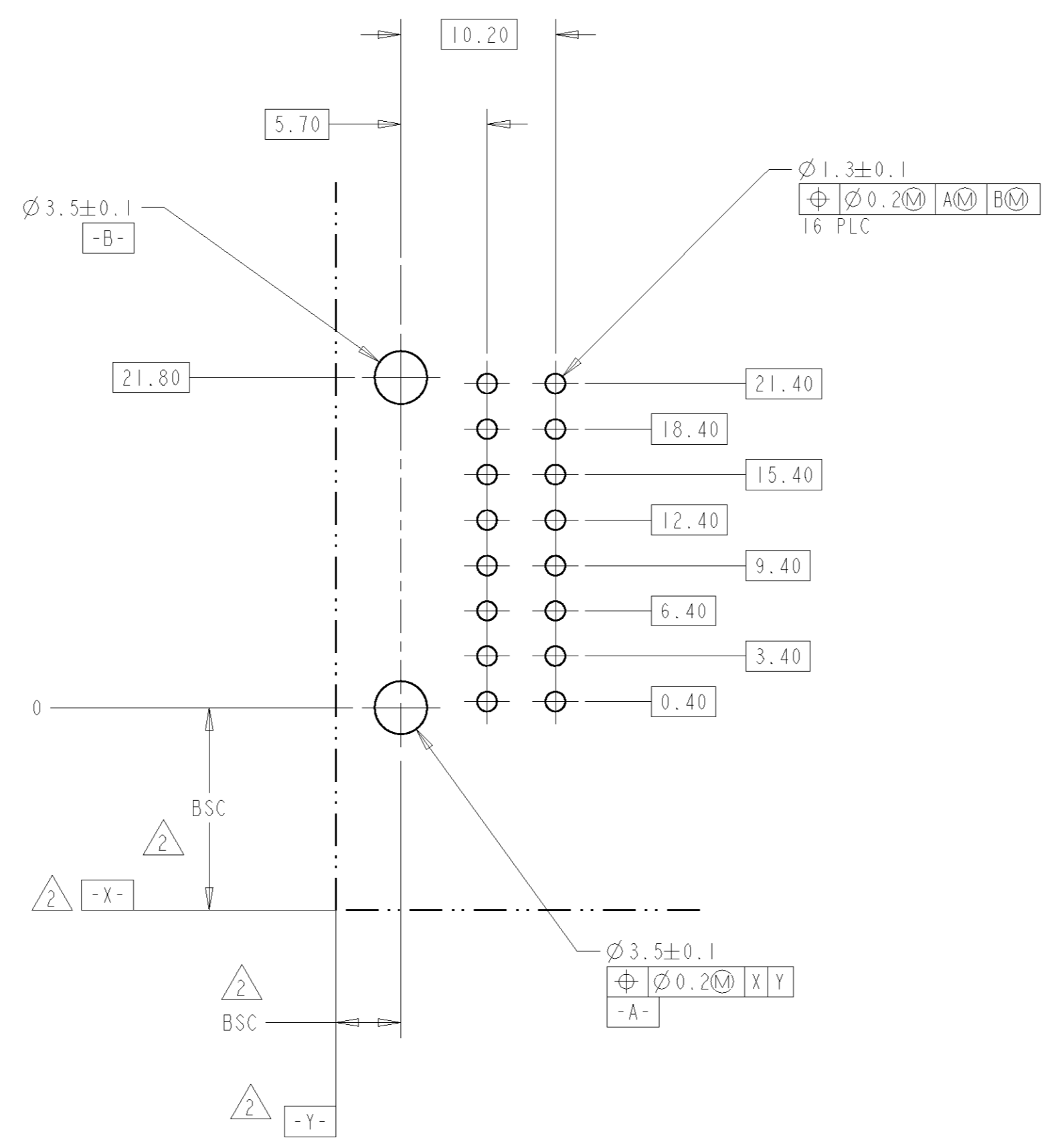
| | | | |
|-------------|-----------|--|-----------|
| DIMENSIONS: | | TOLERANCES UNLESS OTHERWISE SPECIFIED: | |
| mm | | 0 PLC | ± |
| | | 1 PLC | ±0.3 |
| | | 2 PLC | ±0.15 |
| | | 3 PLC | ± |
| | | 4 PLC | ± |
| | | ANGLES | ±° |
| | | FINISH | |
| MATERIAL | SEE TABLE | FINISH | SEE TABLE |

| | | | | |
|------------------|------------------|--|------------------|-------------|
| POST TIN | BRASS | BLACK | HTN | 9-638264-2 |
| CONTACT FINISH | CONTACT MATERIAL | COLOR | HOUSING MATERIAL | PART NUMBER |
| DWN Y. PETERSON | 11 JUN 99 | AMP Tyco Electronics Harrisburg, PA 17105-3608 | | |
| CHK R. SMITH | 11 JUN 99 | | | |
| APVD R. SMITH | 11 JUN 99 | NAME ASSEMBLY, HORIZONTAL MOUNT, 16 POSITION, 040 HYBRID | | |
| PRODUCT SPEC | 108-5342 | SIZE | CAGE CODE | DRAWING NO |
| APPLICATION SPEC | | A2 | 00779 | C-638264 |
| WEIGHT | 7.16g | RESTRICTED TO | | |
| CUSTOMER DRAWING | SCALE 2:1 | SHEET 1 | OF 2 | REV 01 |

SECTION AA-AA
(.040 TABS)

THIS DRAWING IS UNPUBLISHED. RELEASED FOR PUBLICATION .19
 BY AMP INCORPORATED. ALL RIGHTS RESERVED.

| LOC | DIST | REVISIONS | | | | | |
|-----|------|-----------|-----|-------------|------|-----|------|
| | | P | LTR | DESCRIPTION | DATE | DWN | APVD |
| FX | 00 | - | - | SEE SHEET 1 | - | - | - |
| | | | | | | | |
| | | | | | | | |



P.C. BOARD LAYOUT
 CONNECTOR SIDE
 (RECOMMENDED BOARD THICKNESS 1.57mm)

| | | | | |
|---|--|-------------------------------|---|--------------------|
| THIS DRAWING IS A CONTROLLED DOCUMENT FOR AMP INCORPORATED. IT IS SUBJECT TO CHANGE AND THE CONTROLLING ENGINEERING ORGANIZATION SHOULD BE CONTACTED FOR THE LATEST REVISION. | | DWN Y. PETERSON 11JUN99 | AMP Tyco Electronics Harrisburg, PA 17105-3608 | |
| DIMENSIONS: mm | | CHK R. SMITH 11JUN99 | NAME ASSEMBLY, HORIZONTAL MOUNT, 16 POSITION, 040 HYBRID | |
| TOLERANCES UNLESS OTHERWISE SPECIFIED: 0 PLC ± 1 PLC ±0.3 2 PLC ±0.15 3 PLC ± 4 PLC ± | | APVD R. SMITH 11JUN99 | PRODUCT SPEC - | |
| MATERIAL - | | FINISH - | APPLICATION SPEC - | RESTRICTED TO - |
| | | WEIGHT - | SIZE A2 | CAGE CODE 00779 |
| | | CUSTOMER DRAWING | DRAWING NO. G-638264 | SCALE 2:1 |
| | | | SHEET 2 | OF 2 |
| | | | REV 01 | |