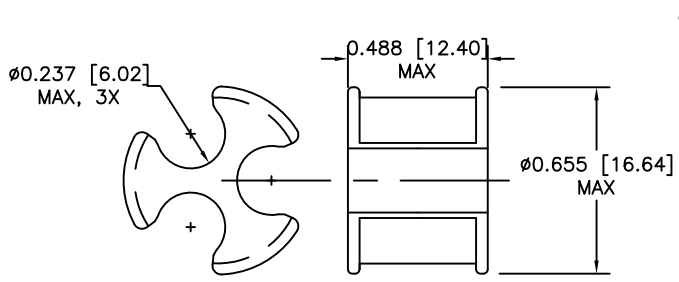
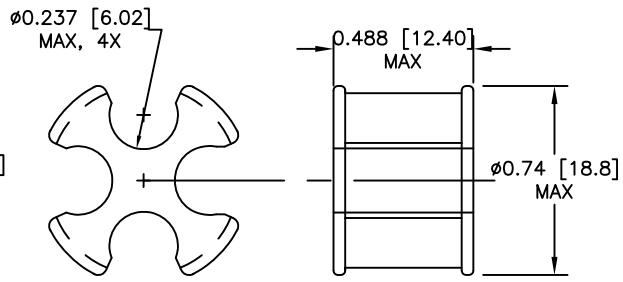


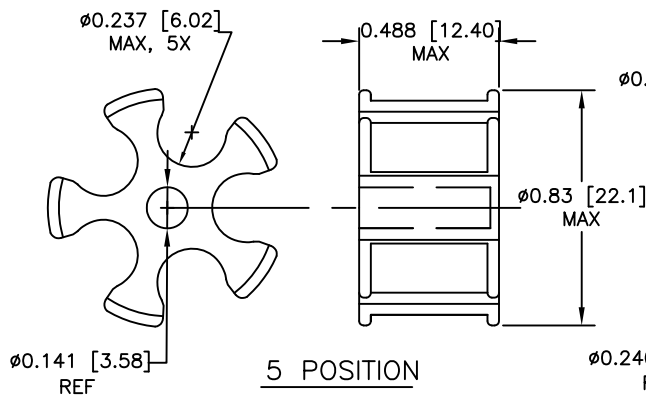
REVISIONS			
LTR	DESCRIPTION	DATE	APPROVED
C	REVISED PER ECO-14-008930	06/12/2014	I. MYONG



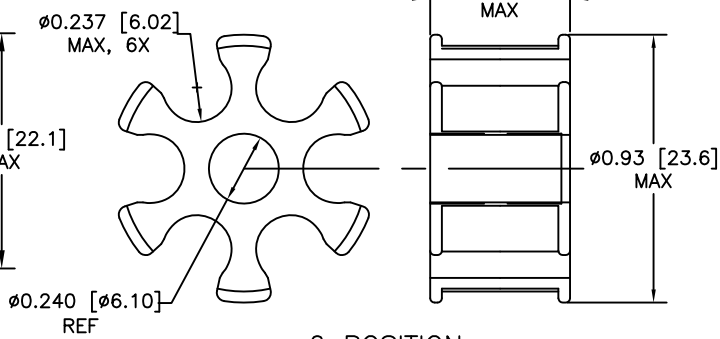
3 POSITION



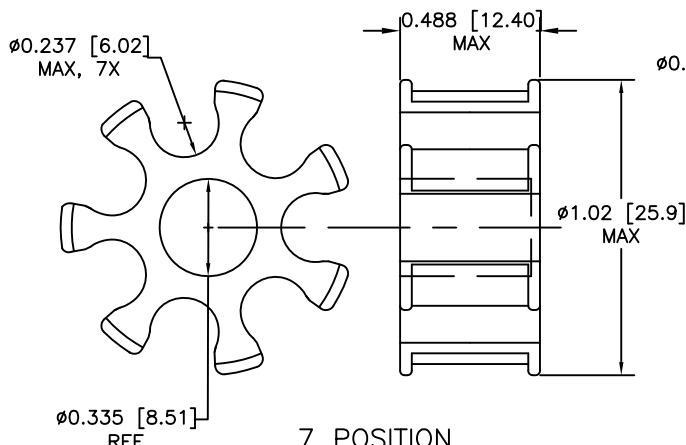
4 POSITION



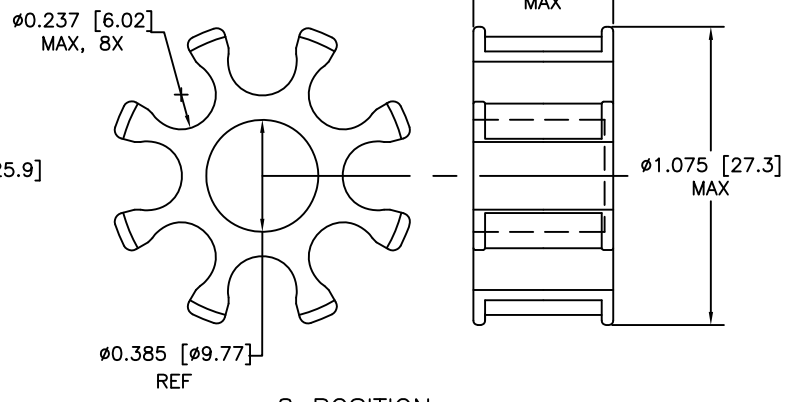
5 POSITION



6 POSITION



7 POSITION

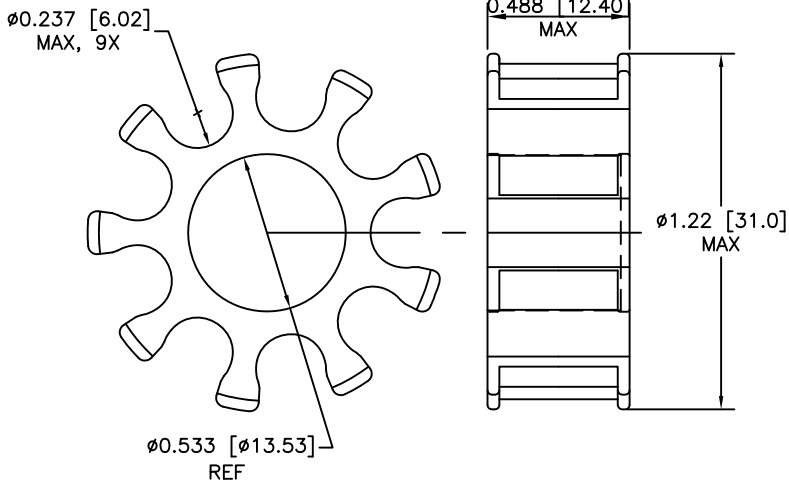


8 POSITION

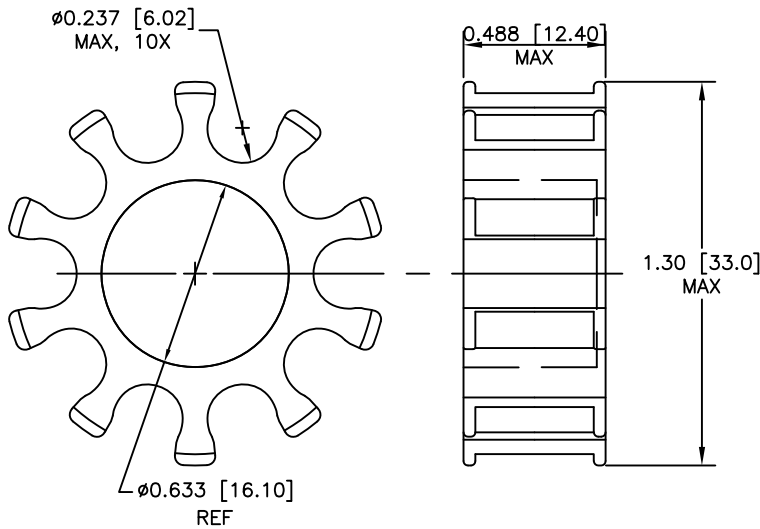
©2014 TE CONNECTIVITY LTD. FAMILY OF COMPANIES. ALL RIGHTS RESERVED
 TE CONNECTIVITY (LOGO) AND TE (LOGO) ARE TRADEMARKS.
 OTHER LOGOS, PRODUCT AND/OR COMPANY NAMES MAY BE TRADEMARKS OF THEIR RESPECTIVE OWNERS.

**Raychem Adapters
 CUSTOMER DRAWING**

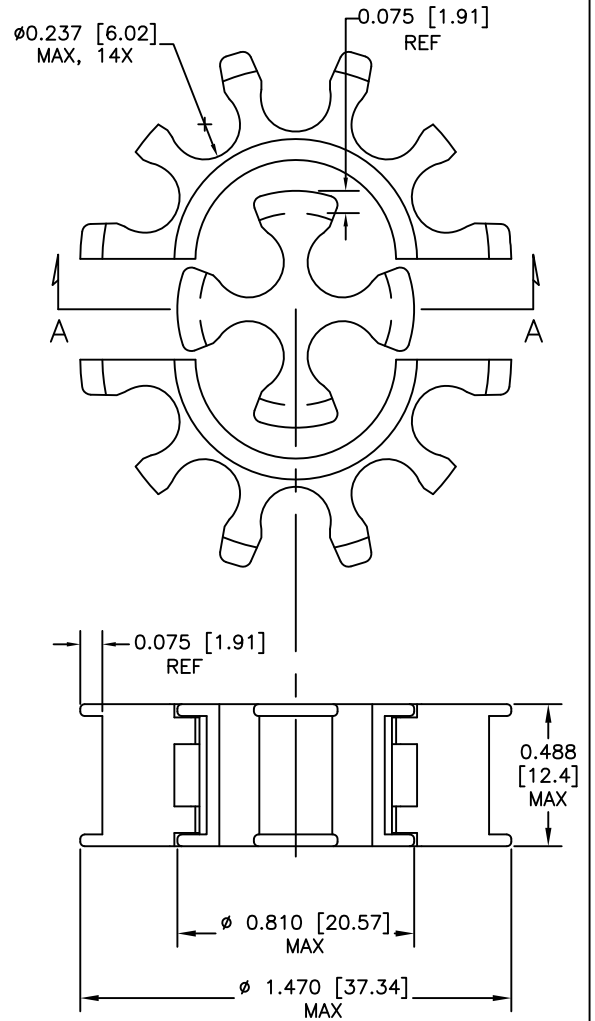
UNLESS OTHERWISE SPECIFIED, DIMENSIONS ARE IN INCHES. METRIC DIMENSIONS ARE IN BRACKETS AS REFERENCE.	DRAWN P. TALLY	DATE 02/16/2007			
	CHECKED M. PIOZET	DATE 02/16/2007			
	APPROVED I. MYONG	DATE 08/14/2009			
TYCO ELECTRONICS RESERVES THE RIGHT TO CHANGE THIS DRAWING AT ANYTIME. USERS SHOULD EVALUATE THE SUITABILITY OF THE PRODUCT FOR THEIR APPLICATION.	CAD FILE NAME: FLX40-02X-XX.dwg		TITLE STAR, MULTI-POSITION HEXASHIELD-F EMI TERMINATION SYSTEM		
DECIMAL TOLERANCES: .XXX ±.010 [0,25mm] .XX ±.02 [0,51mm] .X ±.1 [2,54mm]	THIRD ANGLE PROJECTION: 	SIZE A	CAGE 06090	DWG. NO. FLX40-02X-XX	REV C
ANGULAR TOLERANCE: .X ±1'		DO NOT SCALE THIS DRAWING		SHEET 1 OF 6	



9 POSITION



10 POSITION



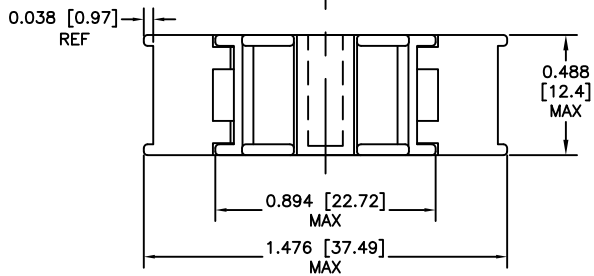
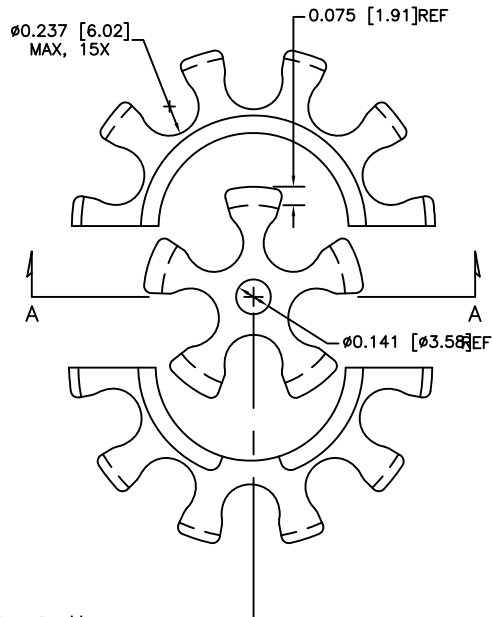
SECTION A-A

14 POSITION

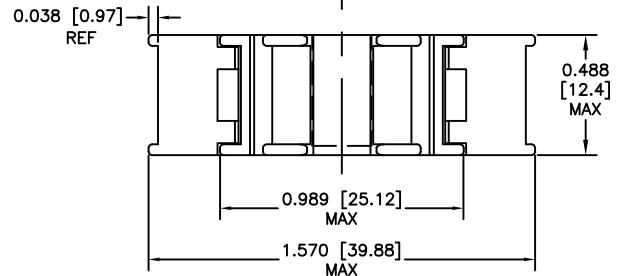
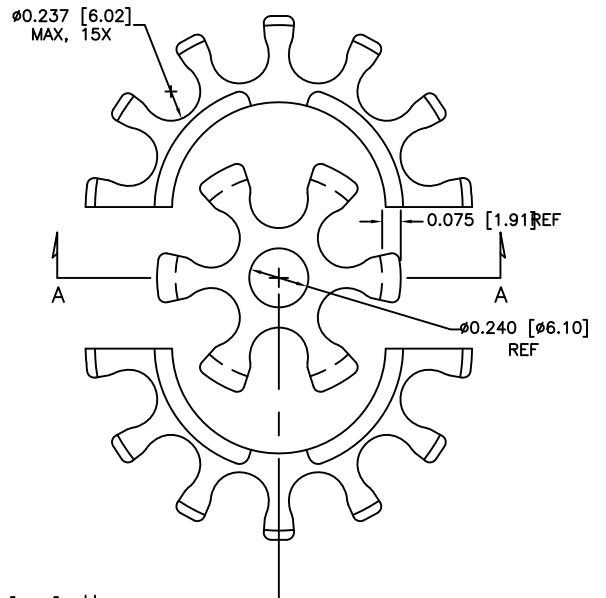
If this document is printed it becomes uncontrolled. Check for the latest revision

**Raychem Adapters
CUSTOMER DRAWING**

	DO NOT SCALE THIS DRAWING	SIZE	CAGE	SHEET	DWG. NO.	REV
		A	06090	2 OF 6	FLX40-02X-XX	C



SECTION A-A
15 POSITION



SECTION A-A
18 POSITION

If this document is printed it becomes uncontrolled. Check for the latest revision

**Raychem Adapters
CUSTOMER DRAWING**



DO NOT
SCALE THIS
DRAWING

SIZE
A

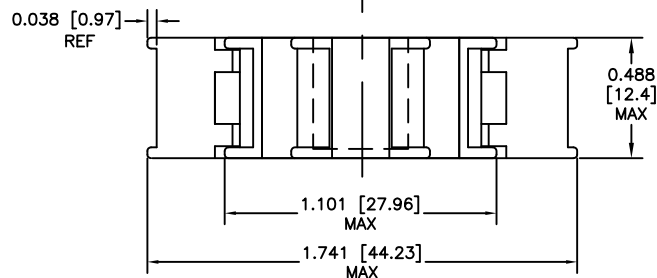
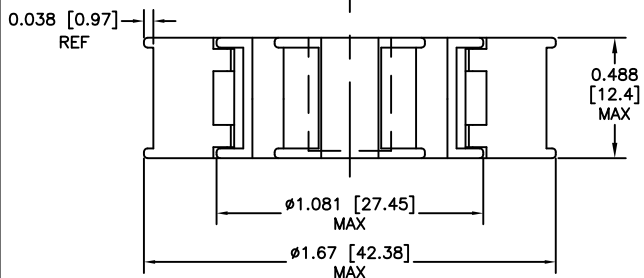
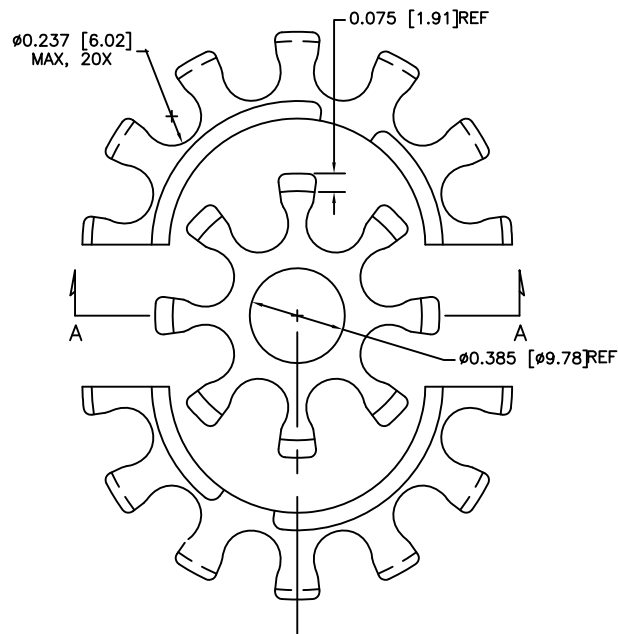
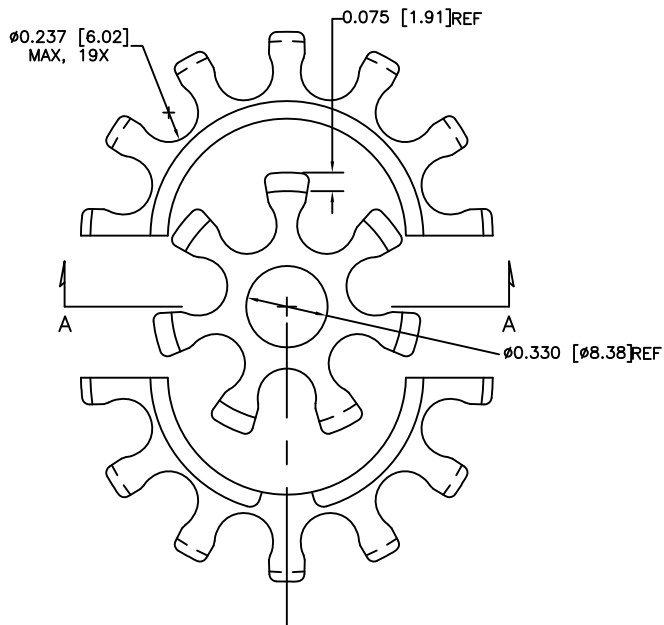
CAGE
06090

SHEET
3 OF 6

DWG. NO.

FLX40-02X-XX

REV
C



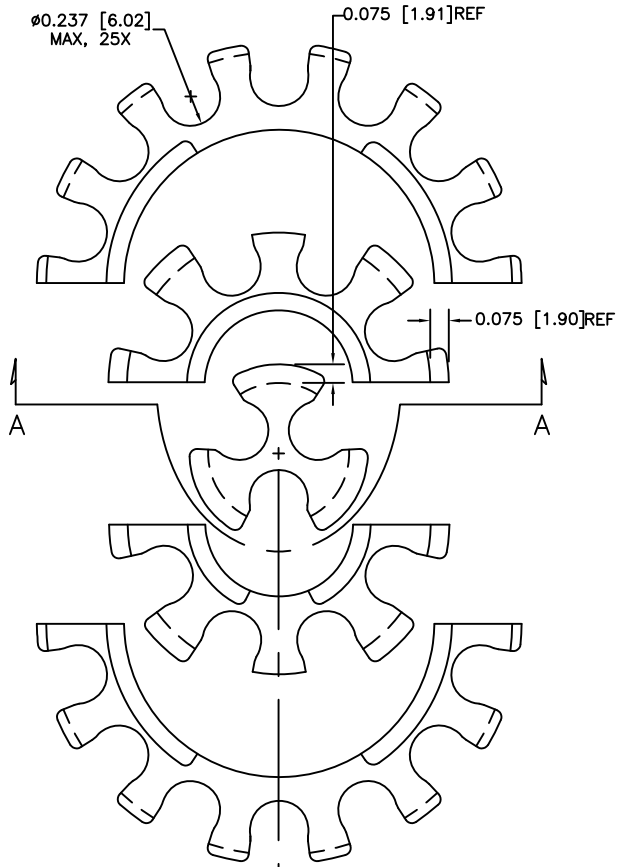
SECTION A-A
19 POSITION

SECTION A-A
20 POSITION

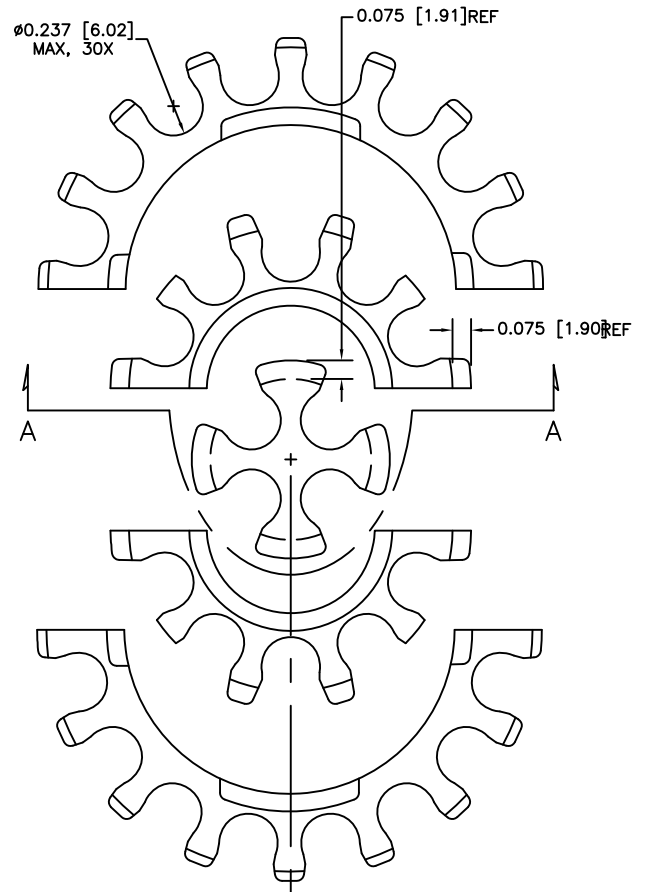
If this document is printed it becomes uncontrolled. Check for the latest revision

Raychem Adapters
CUSTOMER DRAWING

	DO NOT SCALE THIS DRAWING	SIZE	CAGE	SHEET	DWG. NO.	REV
		A	06090	4 OF 6	FLX40-02X-XX	C



SECTION A-A
25 POSITION



SECTION A-A
30 POSITION

If this document is printed it becomes uncontrolled. Check for the latest revision

Raychem Adapters
CUSTOMER DRAWING

	DO NOT SCALE THIS DRAWING	SIZE	CAGE	SHEET	DWG. NO.	REV
		A	06090	5 OF 6	FLX40-02X-XX	C

MATERIAL:

BASE METAL – ALUMINUM ALLOY 6061-T651 OR EN AW 2011-T3.

PLATINGS:

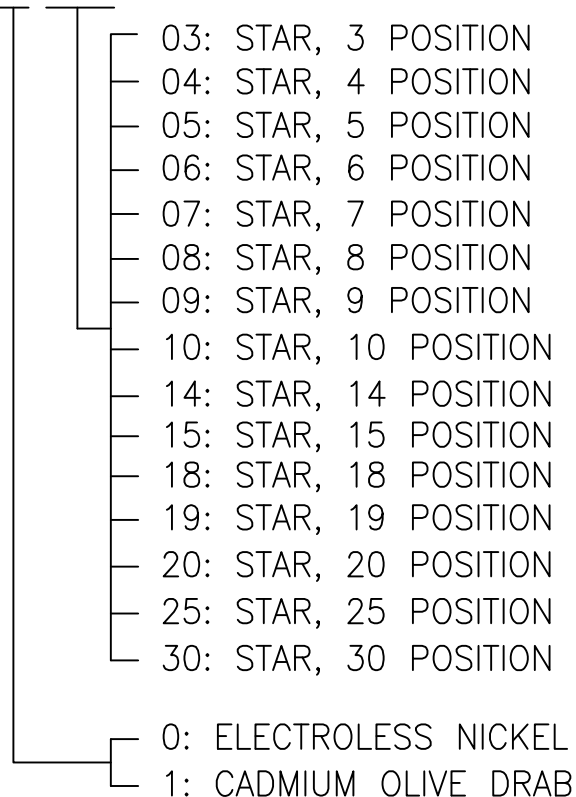
- ELECTROLESS NICKEL CONFORMING TO SAE AMS-C-26074, CLASS 4, GRADE C.
- CADMIUM OLIVE OLIVE DRAB CONFORMING TO SAE AMS-QQ-P-416 TYPE III, CLASS 3 (500 HOUR SALT SPRAY).

APPLICATION:

1. THESE DEVICES ARE DESIGNED TO BE USED IN A HEXASHIELD-F EMI TERMINATION SYSTEM.

PART NUMBERING:

FLX40-02X-XX



If this document is printed it becomes uncontrolled. Check for the latest revision

**Raychem Adapters
 CUSTOMER DRAWING**



DO NOT
 SCALE THIS
 DRAWING

SIZE
 A

CAGE
 06090

SHEET
 6 OF 6

DWG. NO.

FLX40-02X-XX

REV
 C