







holder, 3-way, plastic, 1 NO, 1 NO, LED module, yellow, 6-24 V AC/DC, screw terminal

product brand name	SIRIUS ACT
product designation	Holders
product type designation	3SU1
manufacturer's article number	
<ul style="list-style-type: none"> • of supplied contact module • of supplied contact module at position 1 • of supplied contact module at position 2 • of supplied LED module • of the supplied holder 	3SU1400-1AA10-1BA0, 3SU1400-1AA10-1BA0 3SU1400-1AA10-1BA0 3SU1400-1AA10-1BA0 3SU1401-1BG30-1AA0 3SU1500-0AA10-0AA0
Actuator	
design of the actuating element	3-way with module
number of contact modules	2
Holder	
material of the holder	Plastic
Display	
number of LED modules	1
General technical data	
product function positive opening	Yes
product component	
<ul style="list-style-type: none"> • diode • lamp transformer • light source • series resistor 	Yes No Yes No
insulation voltage rated value	320 V
degree of pollution	3
surge voltage resistance rated value	4 kV
protection class IP of the terminal	IP20
shock resistance	
<ul style="list-style-type: none"> • acc. to IEC 60068-2-27 • for railway applications acc. to DIN EN 61373 	Sinusoidal half-wave 50g / 11 ms Category 1, Class B
vibration resistance	
<ul style="list-style-type: none"> • acc. to IEC 60068-2-6 • for railway applications acc. to DIN EN 61373 	10 ... 500 Hz: 5g Category 1, Class B
operating frequency maximum	3 600 1/h
mechanical service life (switching cycles) typical	10
thermal current	10 A
reference code acc. to IEC 81346-2	U

continuous current of the C characteristic MCB	10 A; for a short-circuit current smaller than 400 A
continuous current of the quick DIAZED fuse link	10 A
continuous current of the DIAZED fuse link gG	10 A
<ul style="list-style-type: none"> operating voltage at AC <ul style="list-style-type: none"> at 50 Hz rated value at 60 Hz rated value operating voltage at DC rated value 	6 ... 24 V 6 ... 24 V 6 ... 24 V
Power Electronics	
contact reliability	One maloperation per 100 million (17 V, 5 mA), one maloperation per 10 million (5 V, 1 mA)
Control circuit/ Control	
inrush current of LED module maximum	2 A
Auxiliary circuit	
design of the contact of auxiliary contacts	Silver alloy
number of NC contacts for auxiliary contacts	0
number of NO contacts for auxiliary contacts	2
operational current at AC-15 at 230 V rated value	6 A
Connections/ Terminals	
type of electrical connection	Screw-type terminal
<ul style="list-style-type: none"> of modules and accessories 	
type of connectable conductor cross-sections	2x (0.5 ... 0.75 mm ²) 2x (1.0 ... 1.5 mm ²) 2x (0.5 ... 1.5 mm ²) 2x (1.0 ... 1.5 mm ²) 2x (18 ... 14)
<ul style="list-style-type: none"> solid with core end processing 	
<ul style="list-style-type: none"> solid without core end processing 	
<ul style="list-style-type: none"> finely stranded with core end processing 	
<ul style="list-style-type: none"> finely stranded without core end processing 	
tightening torque of the screws in the bracket	1 ... 1.2 N·m
<ul style="list-style-type: none"> tightening torque with screw-type terminals 	0.8 ... 0.9 N·m
Lamp	
type of light source	LED
color of the light source	yellow
light intensity	900 ... 1 400 mcd
Ambient conditions	
<ul style="list-style-type: none"> ambient temperature during operation ambient temperature during storage 	-25 ... +70 °C -40 ... +80 °C
environmental category during operation acc. to IEC 60721	3M6, 3S2, 3B2, 3K6 (with relative air humidity of 10 ... 95 %, no condensation in operation permitted)
Installation/ mounting/ dimensions	
fastening method	front panel mounting
<ul style="list-style-type: none"> of modules and accessories 	Front plate mounting
height	40 mm
width	30 mm
shape of the installation opening	round
installation width	30 mm
installation depth	49.8 mm
Certificates/ approvals	
General Product Approval	Declaration of Conformity
     	
Test Certificates	other

Further information

Information- and Downloadcenter (Catalogs, Brochures,...)

<https://www.siemens.com/ic10>

Industry Mall (Online ordering system)

<https://mall.industry.siemens.com/mall/en/en/Catalog/product?mlfb=3SU1501-1AG30-1NA0>

Cax online generator

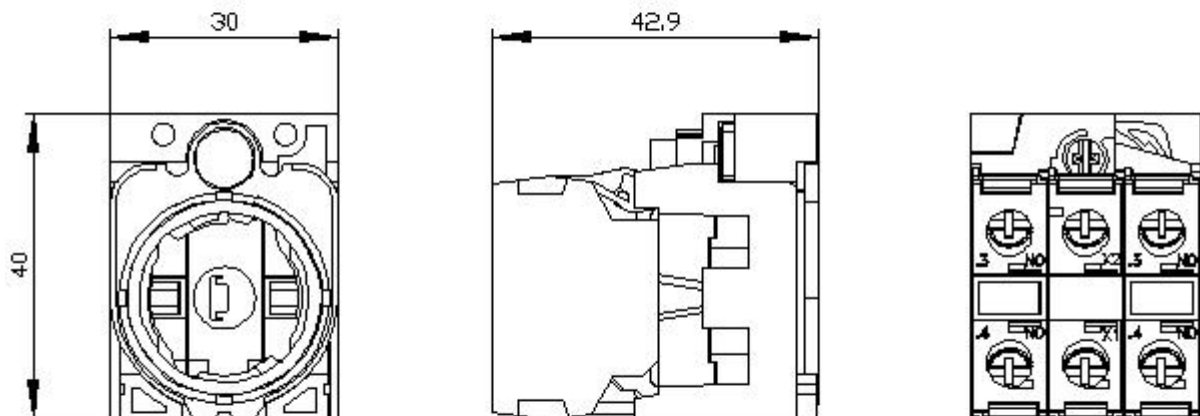
<http://support.automation.siemens.com/WW/CAXorder/default.aspx?lang=en&mlfb=3SU1501-1AG30-1NA0>

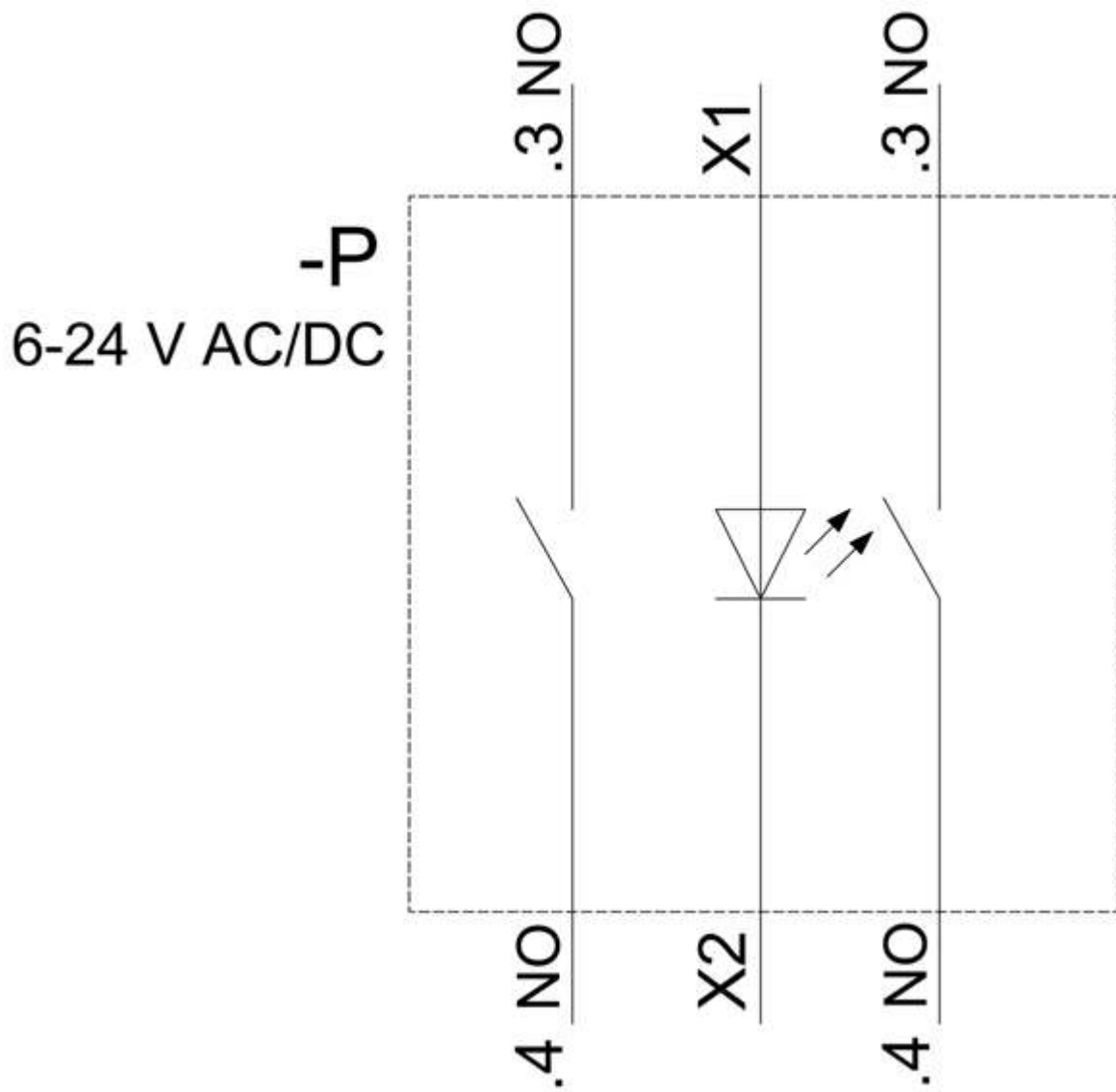
Service&Support (Manuals, Certificates, Characteristics, FAQs,...)

<https://support.industry.siemens.com/cs/ww/en/ps/3SU1501-1AG30-1NA0>

Image database (product images, 2D dimension drawings, 3D models, device circuit diagrams, EPLAN macros, ...)

http://www.automation.siemens.com/bilddb/cax_de.aspx?mlfb=3SU1501-1AG30-1NA0&lang=en





last modified:

9/1/2020 