

Features

- RF & Microwave Medium Barrier Silicon 8 V Schottky Diode
- Available as Single Diode, Series Pair or Unconnected Pair Configurations.
- Low Profile Surface Mount Plastic Package
- Lead Free
- RoHS* Compliant

Applications

- ISM

Description

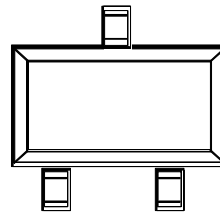
The MA4E1338 Series is a silicon medium barrier Schottky diode suitable for use in mixer, detector and limiter circuits. These diodes are also suitable for usage in anti-parallel, shunt power surge protection circuits for 50 Ω and 75 Ω systems.

The MA4E1338 Series of Schottky diodes is available in the SOT-23 (case style 287), SOT-323 (case style 1146), SC-79 (case style 1279) and the SOD 323, (case style 1141) plastic package. These packages are supplied on tape and reel for automatic pick and place assembly and for surface mount placement to circuit boards, as indicated by a "T" to the P/N suffix.

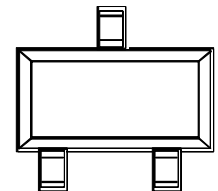
These silicon medium barrier, 8 V Schottky diodes are useful in detector, limiter, mixer, and surge protection applications for operating frequency bands from DC through 6 GHz.

Package Outlines


SOT-23 (287)



SOT-323 (1146)



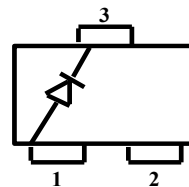
SOD-323 (1141)



SC-79 (1279)

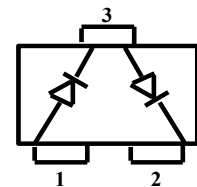


Configurations (Top View)



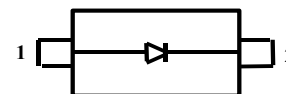
Single

MA4E1338A1-287T
MA4E1338A1-1146T



Series Pair

MA4E1338B1-287T
MA4E1338B1-1146T



Single

MA4E1338A1-1141T
MADS-001338-12790T

Part Numbers

Part Number	Package Style
MA4E1338A1-287T	SOT-23
MA4E1338A1-1146T	SOT-323
MA4E1338B1-287T	SOT-23
MA4E1338B1-1146T	SOT-323
MA4E1338A1-1141T	SOD-323
MADS-001338-12790T	SC-79

* Restrictions on Hazardous Substances, compliant to current RoHS EU directive.

Electrical Specifications @ +25°C

Parameter	Condition	Specification
Forward Voltage (V_F)	$I_F = 1 \text{ mA}$ $I_F = 10 \text{ mA}$	360 mV max. 500 mV max.
Delta Forward Voltage (ΔV_F)	$I_F = 1 \text{ mA}$	20 mV max. (for series pair and unconnected pair configurations)
Total Capacitance (C_T)	$V_R = 0 \text{ V}$, $F = 1 \text{ MHz}$	1 pF max.
Reverse Leakage Current (I_R)	$V_R = 1 \text{ V}$	100 nA max.
Reverse Voltage Breakdown (V_B)	$I_R = 10 \text{ }\mu\text{A}$	8 V min.

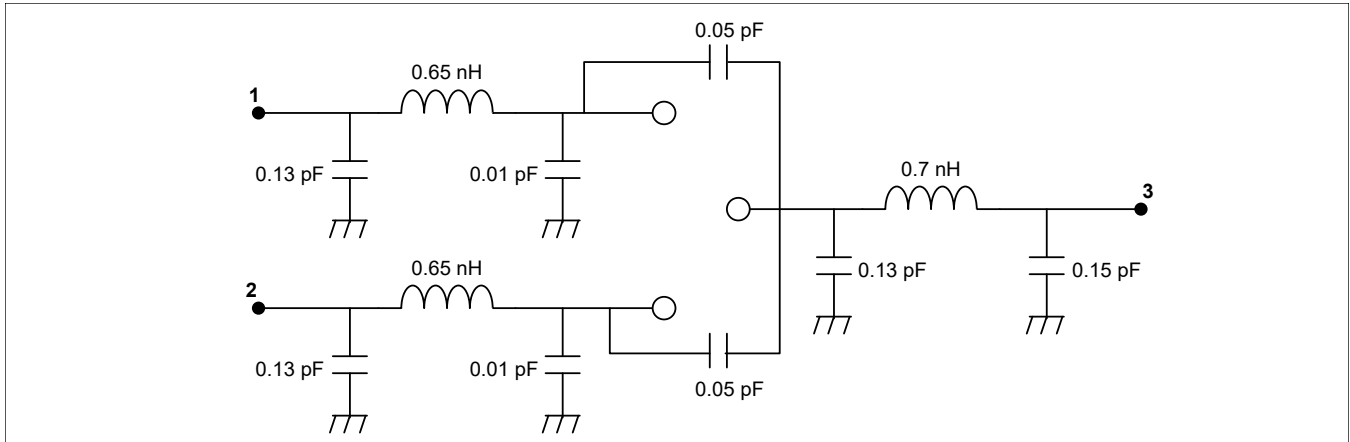
Maximum Ratings @ 25°C (unless otherwise specified)^{1,2}

Parameter	Values
Operating Temperature	-55°C to +125°C
Storage Temperature	-55 to +125
Total Power Dissipation (RF and DC)	250 mW
Continuous Forward Current	150 mA
Surge Forward Current, @ $t < 10 \text{ ms}$	150 mA
Reverse Voltage	8 V
Soldering Temperature	+260°C for 5 sec.

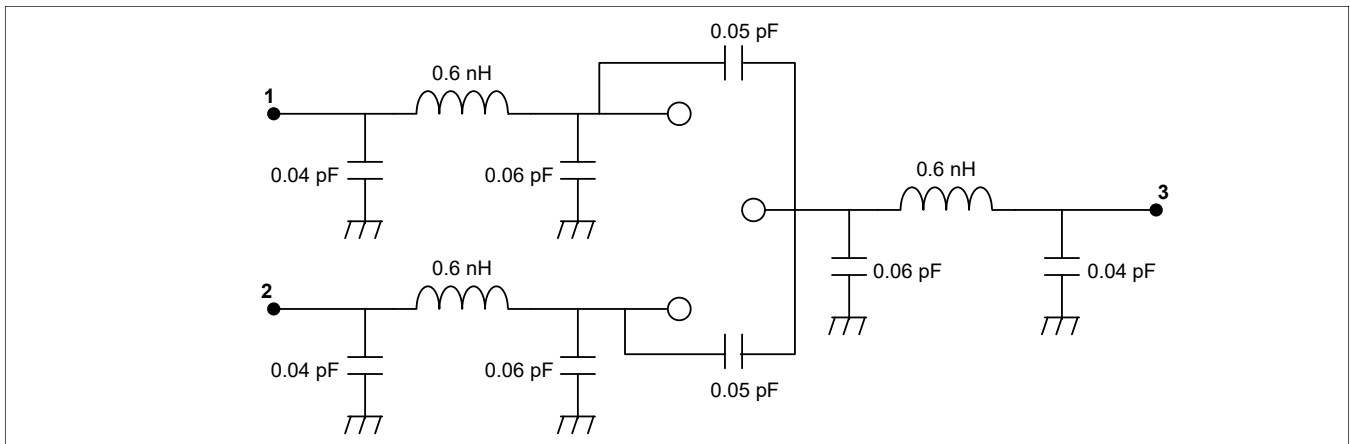
1. Operation of this device above any one of the maximum rated parameters may cause permanent damage.
2. Please refer to application note M538 for surface mounting instructions.

Circuit Models

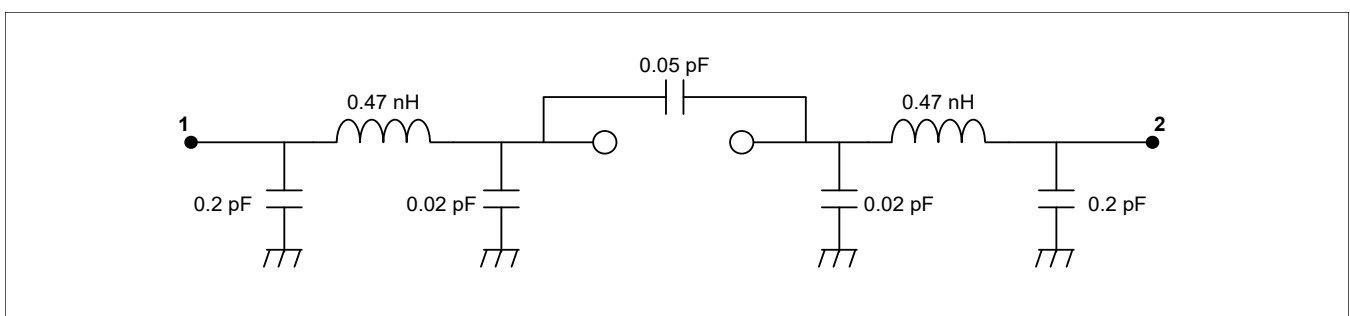
SOT-23



SOT-323

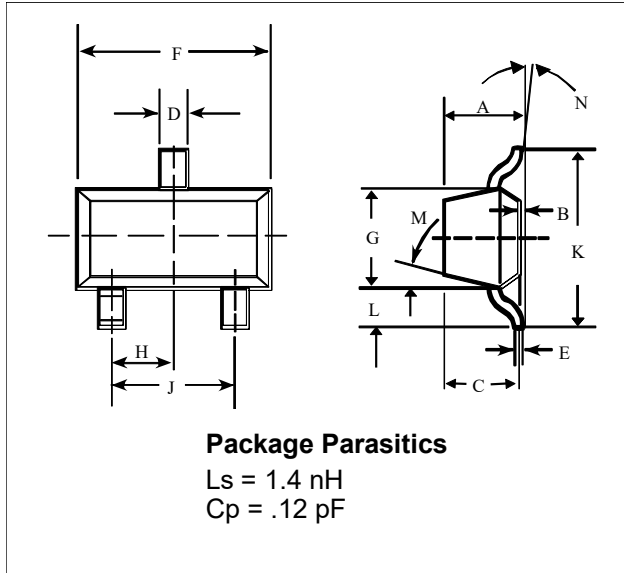


SOD-323



Case Styles

SOT-23

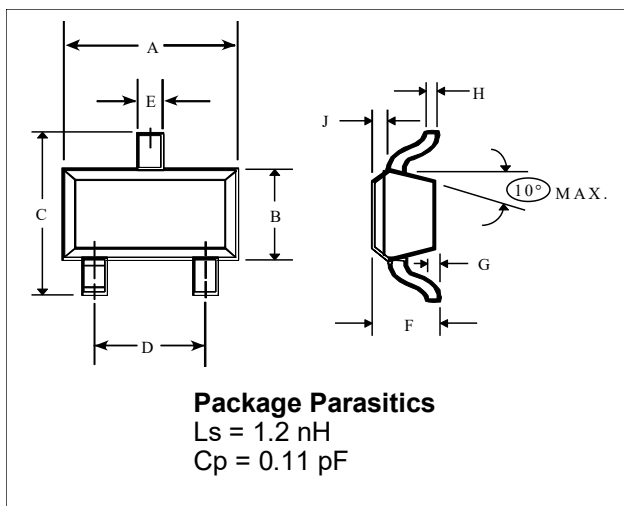


SOT-23 (Case Style 287)

DIM.	INCHES		MILLIMETERS	
	MIN.	MAX.	MIN.	MAX.
A	—	0.048	—	1.22
B	—	0.008	—	0.20
C	—	0.040	—	1.00
D	0.013	0.020	0.35	0.50
E	0.003	0.006	0.08	0.15
F	0.110	0.119	2.80	3.00
G	0.047	0.056	1.20	1.40
H	0.037 typical		0.95 typical	
J	0.075 typical		1.90 typical	
K	—	0.103	—	2.60
L	—	0.024	—	0.60
DIM.	GRADIENT			
M	10° max. ³			
N	2° . . .30°			

3. Applicable on all sides

SOT-323

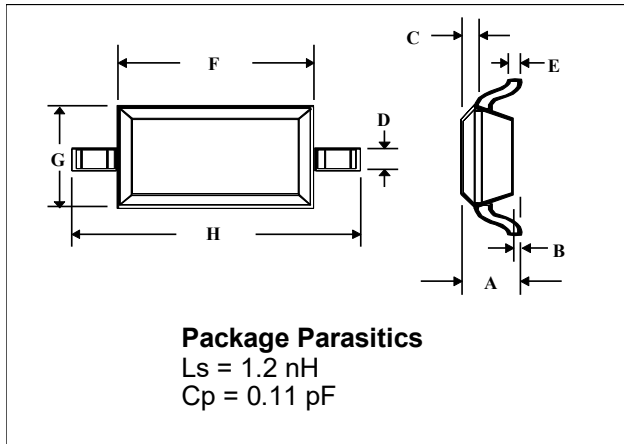


SOT-323 (Case Style 1146)

DIM.	INCHES		MILLIMETERS	
	MIN.	MAX.	MIN.	MAX.
A	0.063	0.087	1.6	2.2
B	0.045	0.053	1.15	1.35
C	0.079	0.087	2.0	2.2
D	0.047	0.055	1.2	1.4
E	0.008	0.016	0.2	0.4
F	0.031	0.039	0.8	1.0
G	—	0.004	—	0.1
H	0.003	0.006	0.08	0.15
J	0.004	0.010	0.1	0.25

Case Styles (Cont'd)

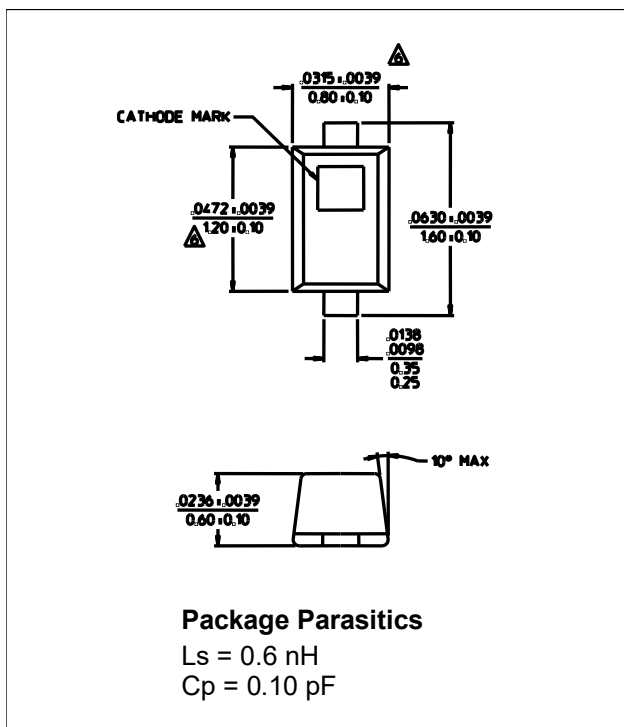
SOD-323



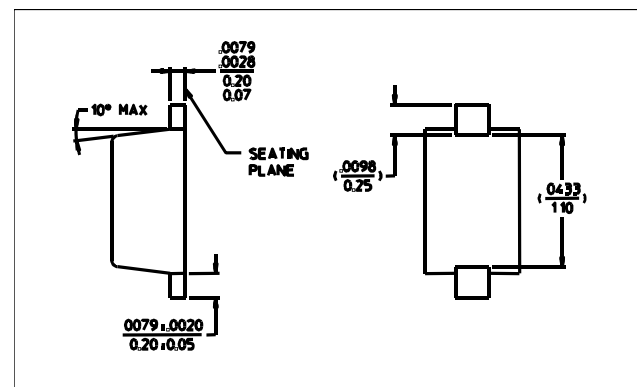
SOD-323 (Case Style 1141)

DIM.	INCHES		MILLIMETERS	
	MIN.	MAX.	MIN.	MAX.
A	—	0.043	—	1.1
B	—	0.004	—	0.1
C	—	0.008	—	0.2
D	0.010	0.016	0.25	0.4
E	0.003	0.006	0.08	0.15
F	0.063	0.075	1.6	1.9
G	0.045	0.057	1.15	1.45
H	0.091	0.106	2.3	2.7

SC-79



SC-79 (Case Style 1279)



MACOM Technology Solutions Inc. ("MACOM"). All rights reserved.

These materials are provided in connection with MACOM's products as a service to its customers and may be used for informational purposes only. Except as provided in its Terms and Conditions of Sale or any separate agreement, MACOM assumes no liability or responsibility whatsoever, including for (i) errors or omissions in these materials; (ii) failure to update these materials; or (iii) conflicts or incompatibilities arising from future changes to specifications and product descriptions, which MACOM may make at any time, without notice. These materials grant no license, express or implied, to any intellectual property rights.

THESE MATERIALS ARE PROVIDED "AS IS" WITH NO WARRANTY OR LIABILITY, EXPRESS OR IMPLIED, RELATING TO SALE AND/OR USE OF MACOM PRODUCTS INCLUDING FITNESS FOR A PARTICULAR PURPOSE, MERCHANTABILITY, INFRINGEMENT OF INTELLECTUAL PROPERTY RIGHT, ACCURACY OR COMPLETENESS, OR SPECIAL, INDIRECT, INCIDENTAL, OR CONSEQUENTIAL DAMAGES WHICH MAY RESULT FROM USE OF THESE MATERIALS.

MACOM products are not intended for use in medical, lifesaving or life sustaining applications. MACOM customers using or selling MACOM products for use in such applications do so at their own risk and agree to fully indemnify MACOM for any damages resulting from such improper use or sale.