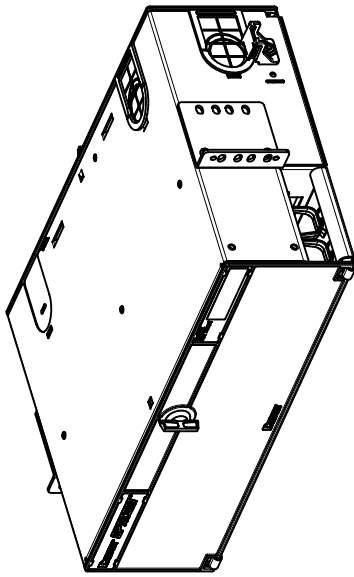


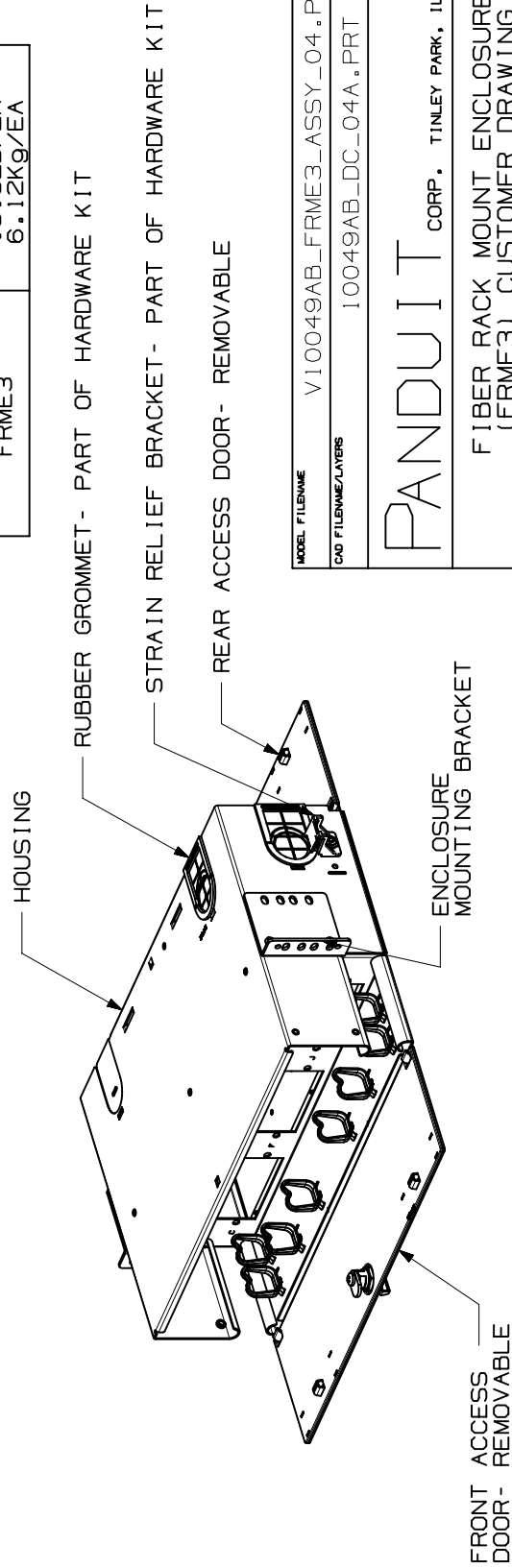
THIS COPY IS PROVIDED ON A RESTRICTED BASIS AND IS NOT TO BE USED IN ANY WAY DETRIMENTAL TO THE INTERESTS OF PANDUIT CORP.

NOTES:

1. VISIT OUR ON-LINE CATALOG AT WWW.PANDUIT.COM FOR A CURRENT LIST OF PRODUCTS APPLICABLE FOR USE WITH THIS PART.
2. DIMENSIONS IN PARENTHESES ARE IN METRIC.
3. ENCLOSURE CAN BE MOUNTED ON A 19" OR 23" STANDARD EIA RACK.
4. ENCLOSURE HOUSING IS MADE FROM 16 GAUGE GALVANNEALED COLD ROLLED STEEL.
5. ENCLOSURE HOUSING IS PAINTED BLACK.
6. FRONT AND REAR ACCESS DOORS ARE MADE FROM POLYCARBONATE AND ABS.
7. ENCLOSURE IS SUPPLIED WITH (1) HARDWARE KIT AND PORT I.D. LABEL.
8. PART CAN HOLD UP TO 9 FAPS.



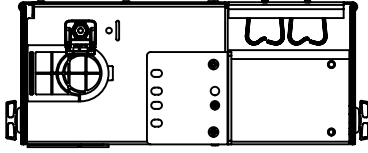
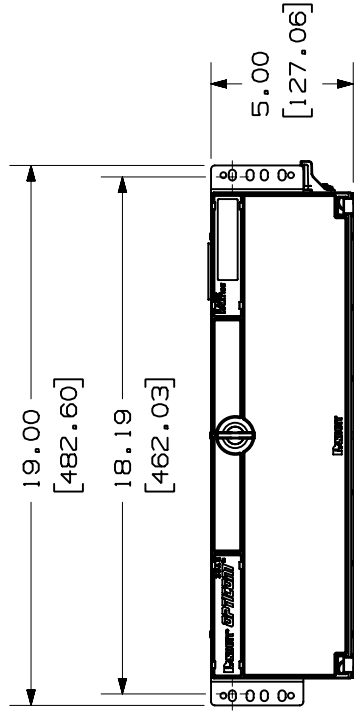
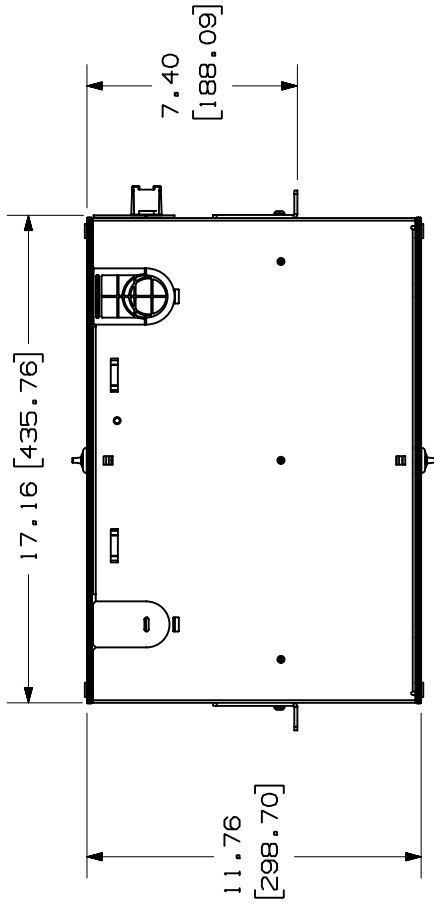
PANDUIT P/N	WEIGHT
FRME3	13.5LB/EA 6.12KG/EA



MODEL FILENAME V10049AB_FRME3_ASSY_04.PRT	UNLESS OTHERWISE SPECIFIED, DIMENSIONAL TOLERANCES ARE: (.X) ± (.XXX) ± (.XX) ± .03 (.8) ANGLES ±	UNLESS OTHERWISE SPECIFIED, ALL DIMENSIONS ARE GIVEN IN INCHES, THIRD ANGLE PROJECTION.
CAD FILENAME/LAYERS 10049AB_DC_04A.PRT	SCALE 1/6	DRAWING NO. 10049-50
PANDUIT CORP. TINLEY PARK, ILLINOIS	SEE NOTES	SIZE A
		SHEET 1 OF 2
FIBER RACK MOUNT ENCLOSURE (FRME3) CUSTOMER DRAWING	DRN BY JDWE	MAT'L S
	DATE 2-8-02	
	CHK'D AFW	

REV	DATE	BY	CHK	DESCRIPTION	ECN	R	CUST	SUP	OTH
2	5-20-05	TKW		SEE SHEET 2 OF 2 FOR REVISIONS	10049-50				
1	3-12-02	JDWE	AFW	SEE SHEET 2 OF 2 FOR REVISIONS	10049-50	JWI			
R	2-8-02	JDWE	AFW	SEE SHEET 2 OF 2 FOR REVISIONS	10049-50	JWI			

THIS COPY IS PROVIDED ON A RESTRICTED BASIS AND IS NOT TO BE USED IN ANY WAY DETRIMENTAL TO THE INTERESTS OF PANDUIT CORP.



MODEL FILENAME V10049AB_FRME3_ASSY_04.PRT
 CAD FILENAME/LAYERS V10049AB_DC_04A.PRT

PANDUIT CORP. TINLEY PARK, ILLINOIS

FIBER RACK MOUNT ENCLOSURE
 (FRME3) CUSTOMER DRAWING

UNLESS OTHERWISE SPECIFIED,
 DIMENSIONAL TOLERANCES ARE:
 (.X) ± (.XXX) ±
 (.XX) ± .03 (.8) ANGLES ±

UNLESS OTHERWISE SPECIFIED,
 ALL DIMENSIONS ARE GIVEN
 IN INCHES, THIRD ANGLE PROJECTION.
 SCALE 1:6

DRAWN BY JDWE MAT'L'S

DATE 2-8-02

CHK'D AFW

SEE NOTES

DRAWING NO.
 10049-50

SHEET 2 OF 2

DWG
 A

SIZE

REV	DATE	BY	CHK	DESCRIPTION	ECN	R	CUST	SUP	OTH
2	5-20-05	TKW		B. UPDATED GEOMETRY C. REVISED NOTES	10049-50				
1	3-12-02	JDWE	AFW	A. CHANGED SHEET NUMBERS.	10049-50	JW1			
R	2-8-02	JDWE	AFW	RELEASED TO PRODUCTION	10049-50	JW1			