

PIN NUMBER	DIM. L
25,26	3.50
ALL OTHER PINS	4.25
1, 13, 38, 50	5.00

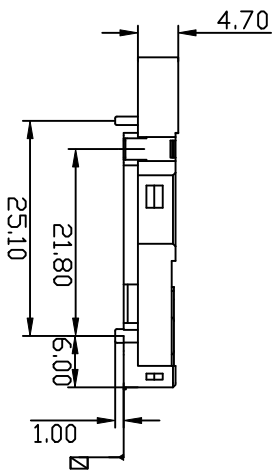
NOTES :  
 1. MATERIAL : HIGH TEMPERATURE THERMOPLASTIC  
 INSULATOR : UL94V-0  
 FLAMMABILITY RATING: UL94V-0  
 COLOR: IVORY

CONTACT : COPPER ALLOY  
 GROUND MOUNTING EAR: COPPER ALLOY  
 PICK-UP CAP: HIGH TEMP THERMOPLASTIC.

2. PLATING :  
 CONTACT AREA: SELECTIVE GOLD (SEE P/N DESCRIPTION)  
 UNDER PLATING: 50µ" NICKEL OVERALL  
 SOLDER TAIL AREA: 100µ" TIN/LEAD OR 100µ" MATTE TIN.  
 GROUND MOUNT EAR AREA: 100µ" TIN/LEAD OR 100µ" MATTE TIN.

3. SOLDER TAILS TO BE WITHIN 0.05 UPWARD  
 AND 0.2 DOWNWARD FROM Z-DATUM PLACE,  
 AND COPPLANARITY OF SOLDER TAILS TO BE  
 WITHIN 0.10mm.

4. PRODUCT SPEC: GS-12-240.  
 5. PACKAGING SPEC: GS-14-980.



mot'l. code	tolerances unless otherwise specified		CUSTOMER COPY	title	product family	code
ltr	ecn no	dr	dtte	linear	CF	TWN
A	T05-0258	A.C.	11/21/05	.XX ± 0.20	CF HEADER TYPE II REVERSE	1 of 3
B	T06-0047	A.C.	3/07/06	.XXX ± 0.10	S/O=0	
C	T06-0075	A.C.	4/13/06	0° ± 2°		
D	T08-1171	S.LIN	10/12/08	dr	CF	
E	T09-1049	S.LIN	04/09/09	enfr	CF	
F	T09-1075	S.LIN	05/20/09	chr	CF	
sheet index	revision	F	F	F	scale	sheet
1	1	2	3		NA	1 of 3

1 | 2

ACAD

3 |

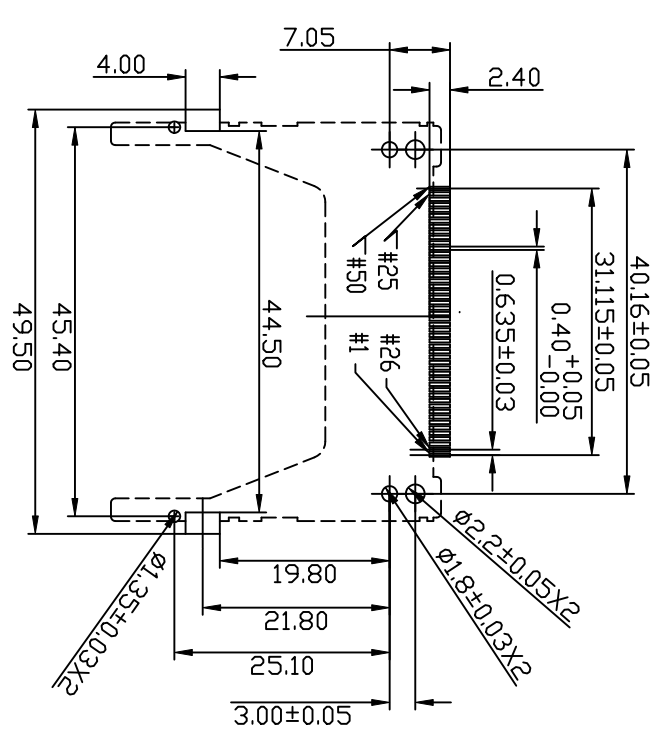
4



6. Part Number Description:  
**P/N: 10053868-XX50XX**

- PLATING ON SOLDER TAIL AREA:  
 BLANK: 100u" TIN/LEAD.  
 LF: 100u" MATTE TIN.
- 0: WITH PICK-UP CAP + TAPE&REEL PACKAGE.  
 1: WITHOUT PICK-UP CAP + TRAY PACKAGE.  
 2: WITH PICK-UP CAP + TRAY PACKAGE.
- PIN COUNT.
- KEY TYPE:  
 1: REVERSE TYPE
- GOLD PLATING:  
 B: 10u" GOLD PLATE  
 E: 30u" GOLD PLATE

7. THIS PRODUCT (10053868-XXXXXLF) MEETS THE EUROPEAN UNION DIRECTIVE AS DESCRIBED IN GS-22-008.
8. THIS PRODUCT (10053868-XXXXX) MEETS THE EUROPEAN UNION DIRECTIVE AS DESCRIBED IN GS-22-008 EXCEPT FOR Pb.
9. THE HOUSING WILL WITHSTAND EXPOSURE TO 260°C PEAK TEMPERATURE FOR 10 SECONDS IN A CONVECTION, IR DR VAPER PHASE REFLOW OVEN.
10. THE PRODUCTS WHERE THE PART NUMBER ENDS IN 'LF' MEET THE CRITERIA SHOWN IN THE NOTES 7 AND 9.



General Tolerance +/-0.05mm  
 Recommended PCB Pattern

mot'l. code	ecn no	dr	dtte	lineor	tolerances unless otherwise specified	CUSTOMER COPY	projection	title	product family	code
A	105-0258	A.C.	11/21/05		.XX ± 0.20			CF HEADER TYPE II REVERSE	CF	TWN
B	106-0047	A.C.	3/07/06		.XXX ± 0.10			S/O=0		sheet 3 of 3
C	106-0075	A.C.	4/13/06	angles	0° ± 2°					
D	108-1171	S.LIN	10/12/08	dr		MM				
E	109-1049	S.LIN	04/09/09	engr		NA				
E	109-1075	S.LIN	05/20/09	chr						
sheet index	revision	sheet	F	F	F	1	2	3		

1 | 2

1 | 2

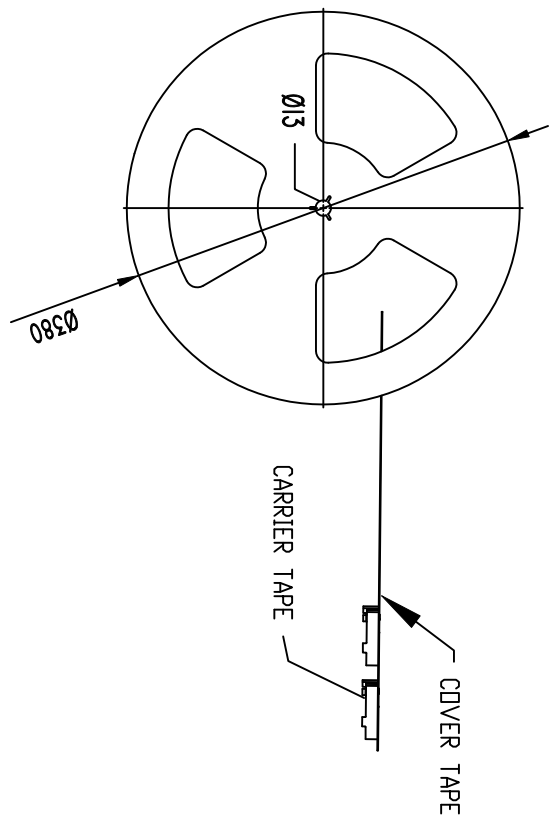
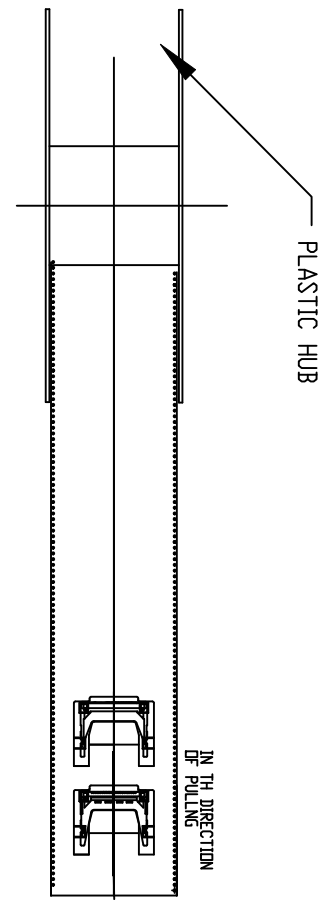
3 |

4

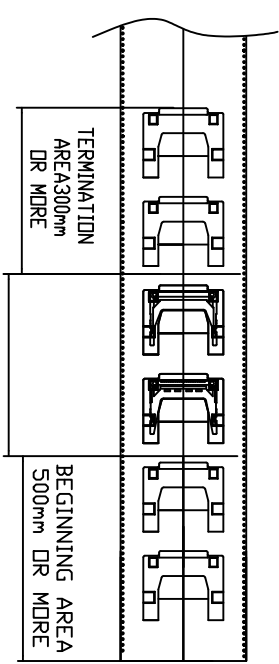
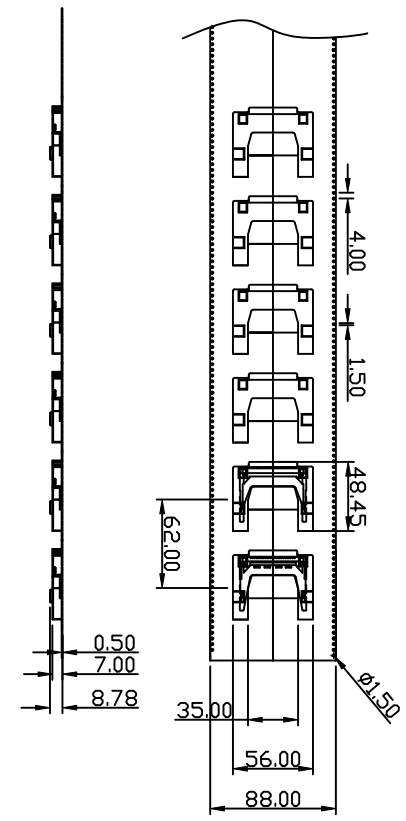
ACAD

3 |

4



NOTES:  
 1 CARRIER TAPE: PS T=0.4MM  
 2 COVER TAPE: PE  
 3 PLASTIC HUB: PS



COMPOSITION OF PACKAGING

mot'l. code	tolerances unless otherwise specified		CUSTOMER COPY		title	
lir	ech no	dr	ddte	lineor	projection	CF HEADER TYPE II REVERSE S/O=0
A	T05-0258	A.C.	11/21/05	.XX ± 0.20	MM	www.fciconnect.com
B	T06-0047	A.C.	3/07/06	.XXX ± 0.10	MM	
C	T06-0075	A.C.	4/13/06	0° ± 2°	MM	
D	T08-1171	S.LIN	10/12/08	dr ALLEN CHANG	MM	
E	T09-1049	S.LIN	04/09/09	engf ALLEN CHANG	MM	
F	T09-1075	S.LIN	05/20/09	chr STERLING LIN	MM	
				pppd H.C LIU	MM	
sheet index	revision	sheet	1	2	3	

ACAD

cage code