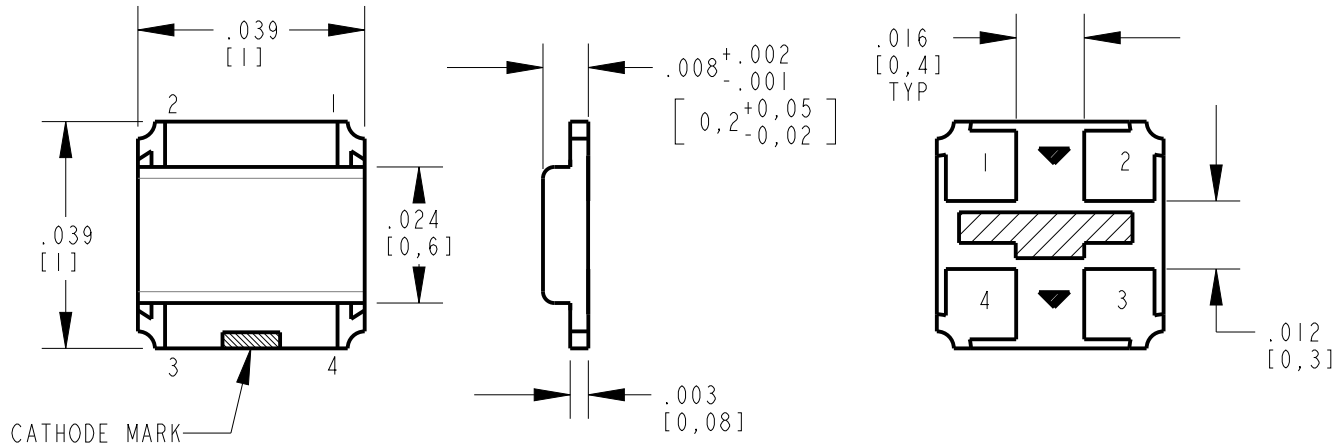


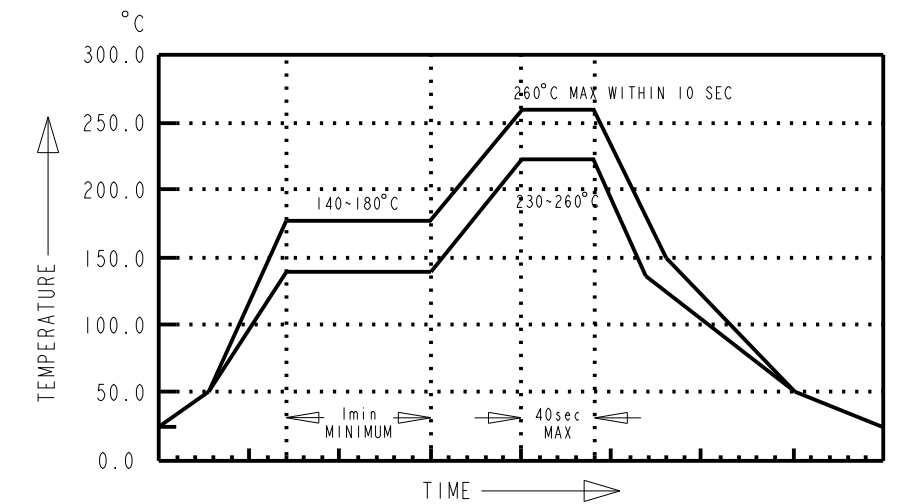
DIALIGHT PART NUMBER	COLOR	LED DIE	LED EPOXY COLOR
597-7707-502F, -507F	RED	AlGaInP/ GaAs	DIFFUSED WHITE
	GREEN		

RoHS COMPLIANT 597-7707-50XF

Part Numbers with the "F" suffix ending are RoHS Compliant.
 For example: 597-7707-502F
 Reel and bag packaging are marked with "RoHS Compliant" label or equivalent markings. These parts can be used with RoHS reflow profile. Parts can be wave soldered, dip soldered or hand soldered using typical lead-free soldering process with max 260°C temp. for 5 sec.



REV	ECN NO	REVISIONS	DRN	CKD	APP	DATE
A		NEW RELEASE	WFB	JTD	NO	12-5-12
B		UPDATED PIN #'S, TABLE, CHANGED WIDTH OF CATHODE MARK	VP	JTD	NO	2-9-16



RECOMMENDED RoHS SOLDER PROFILE

ABOVE CONDITIONS ARE FOR REFERENCE.
 SUGGEST CUSTOMER EVALUATE USING OWN CIRCUIT BOARDS AND REFLOW OVEN.

NOTES:

- DIALIGHT PART NUMBERS: 597-7707-50XF.
- TAPE & REEL MAY REQUIRE RE-TAPING AFTER 12 MONTHS.
- PIN NUMBERS ARE FOR REFERENCE ONLY. DESIGNATION NON-EXISTENT ON PART OR REEL TAPE.
- ...502F SUFFIX MEANS PARTS PACKAGED ON A 20 PC SAMPLE STRIP.
 ...507F SUFFIX MEANS PARTS PACKAGED ON A 7" [Ø180mm] REEL, 5,000 PCS/REEL.
- MOISTURE SENSITIVITY LEVEL: 3
- PACKAGING TO INCLUDE LABEL CONTAINING DIALIGHT PART NUMBER, DATE CODE/LOT NO., LUMINOUS INTENSITY AND COLOR BINS, QTY/REEL, AND COUNTRY OF ORIGIN.
- THIS ASSEMBLY CONTAINS ELECTROSTATIC DISCHARGE SENSITIVE DEVICES (ESDS). MAINTAIN ALL PRECAUTIONARY MEASURES DURING ASSEMBLY, HANDLING, AND STORAGE IN ACCORDANCE WITH IPC-A-610.
- THE ABSOLUTE MAXIMUM RATINGS ARE FOR THE CASE OF LIGHTING SINGLE COLOR, WHEN LIGHTING TWO COLORS AT SAME TIME EACH OF THE FIGURE IN THE ABSOLUTE MAX RATINGS SHOULD BE REDUCED DOWN TO 50%

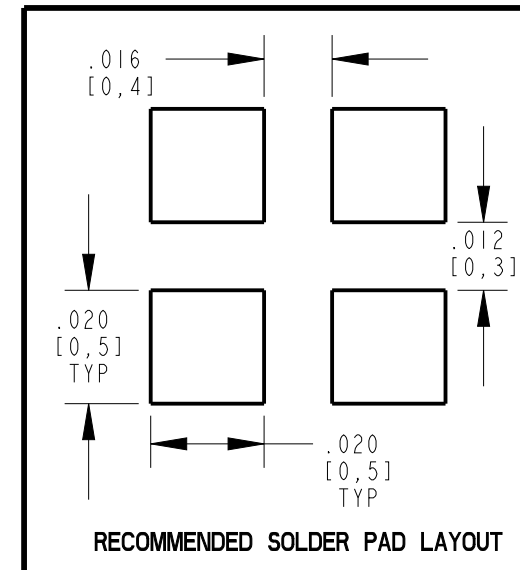
OPERATING CHARACTERISTICS AT 25°C AMBIENT

COLOR	LUMINOUS INTENSITY				FORWARD VOLTAGE		REVERSE CURRENT		DOMINANT WAVELENGTH				VIEWING ANGLE
	I _F	MIN (mcd)	TYP (mcd)	I _F	TYP (V)	V _R	MAX (µA)	I _F	MIN (nm)	TYP (nm)	MAX (nm)	TYP (DEG)	
RED	20 mA	25	52	20 mA	2.1	4V	100	20 mA	615	620	625	128	
GREEN		10	21		2.2				569	572	575	128	

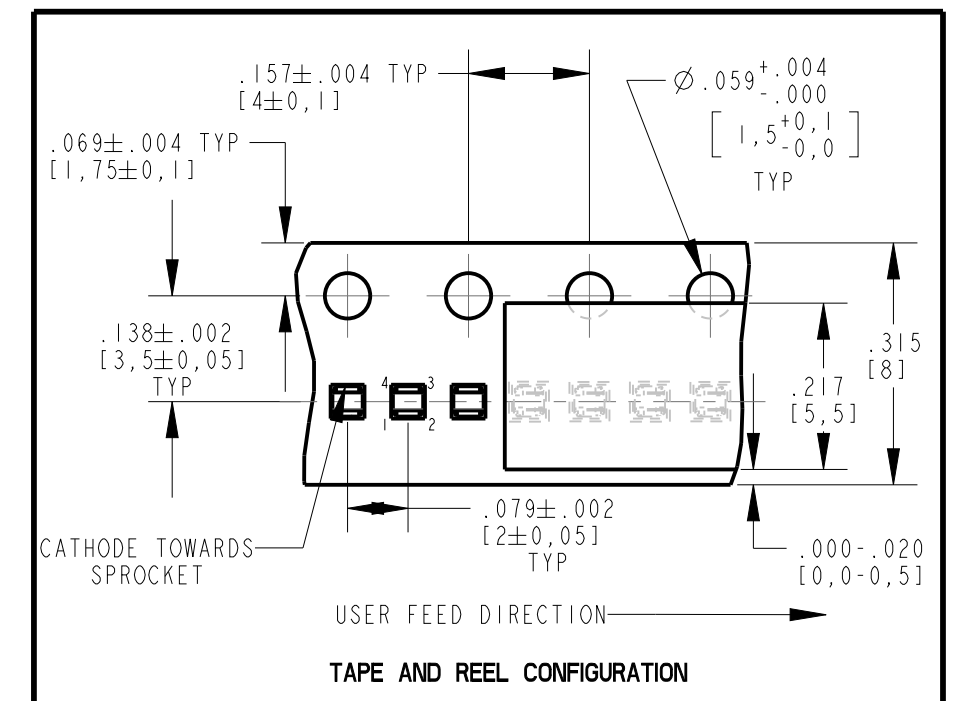
ABSOLUTE MAXIMUM RATINGS AT 25°C AMBIENT	COLOR		UNITS
	RED	GREEN	
POWER DISSIPATION	52	54	mW
FORWARD CURRENT (SEE NOTE 8)	20		mA
PEAK FORWARD CURRENT (LESS THAN OR EQUAL TO 1/10 DUTY CYCLE, 1kHz)	100		mA
DERATE LINEARLY FROM 40°C	0.277		mA/°C
REVERSE VOLTAGE	4		V
STORAGE TEMPERATURE	-40 TO +100		°C
OPERATING TEMPERATURE	-40 TO +85		°C



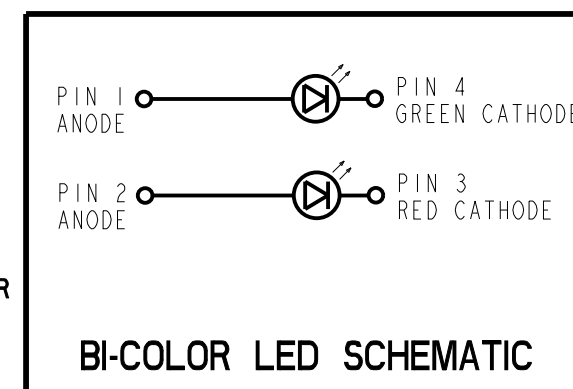
ATTENTION:
 OBSERVE PRECAUTIONS FOR
 HANDLING ELECTROSTATIC
 SENSITIVE DEVICES



RECOMMENDED SOLDER PAD LAYOUT



TAPE AND REEL CONFIGURATION



BI-COLOR LED SCHEMATIC

THIS DRAWING AND THE CONTENTS HEREIN ARE CONFIDENTIAL AND THE SOLE PROPERTY OF DIALIGHT. REPRODUCTION OF THIS DRAWING OR CONSTRUCTION OF ANY PARTS WITHIN THIS DRAWING ARE FORBIDDEN WITHOUT THE WRITTEN CONSENT OF DIALIGHT.		
SCALE: 30.000 ALL DIM'S IN: INCHES (MM)	DRAWING NUMBER C-18004	REV B
TOLERANCES: UNLESS OTHERWISE SPECIFIED	TITLE 0404 BI-COLOR SMT LED	
FRACTIONS: ±1/64 DECIMALS (.XX): ±.01 DECIMALS (.XXX): ±.004 DECIMALS (.XXXX): ±.0005 ANGLES: ±1°	MATERIAL	
FINISH:	Dialight 1501 ROUTE 34 SOUTH FARMINGDALE, NJ 07727	
FSCM 83330	SHEET 1 OF 1 FAMILY TABLE:	