

Data sheet | Item number: 2200-1304

3-conductor through terminal block; with push-button; 1 mm²; with test port; suitable for Ex i applications; side and center marking; for DIN-rail 35 x 15 and 35 x 7.5; Push-in CAGE CLAMP®; 1,00 mm²; blue



www.wago.com/2200-1304



Color:



Subject to changes. Please also observe the further product documentation!

WAGO GmbH & Co. KG
Hansastr. 27
32423 Minden
Phone: +49571 887-0 | Fax: +49571 887-169
Email: info.de@wago.com | Web: www.wago.com

Do you have any questions about our products?
We are always happy to take your call at +49 (571) 887-44222.



Data

Electrical data

Ratings per IEC/EN

Ratings per	IEC/EN 60947-7-1
Nominal voltage (III/3)	800 V
Rated impulse voltage (III/3)	8 kV
Rated current	13.5 A
Current at conductor cross-section (max.) mm ²	17.5 A
Legend (ratings)	(III / 3) ≙ Overvoltage category III / Pollution degree 3

Subject to changes. Please also observe the further product documentation!

WAGO GmbH & Co. KG
Hansastr. 27
32423 Minden
Phone: +49571 887-0 | Fax: +49571 887-169
Email: info.de@wago.com | Web: www.wago.com

Do you have any questions about our products?
We are always happy to take your call at +49 (571) 887-44222.



Ratings per UL

Approvals per	UL 1059
Rated voltage UL (Use Group B)	600 V
Rated current UL (Use Group B)	10 A
Rated voltage UL (Use Group C)	600 V
Rated current UL (Use Group C)	10 A

Ratings per CSA

Approvals per	CSA 22.2 No 158
Rated voltage CSA (Use Group B)	600 V
Rated current CSA (Use Group B)	10 A
Rated voltage CSA (Use Group C)	600 V
Rated current CSA (Use Group C)	10 A

Ex information

Reference hazardous areas	See "Downloads – Documentation – Additional Information: Technical Section; Technical Explications"
Ratings per	ATEX: PTB 18 ATEX 1004 U / IECEx: PTB 18.0010U (Ex eb IIC Gb)
Rated voltage EN (Ex e II)	550 V
Rated current (Ex e II)	13 A
Rated current (Ex e II) with jumper	12 A

Power Loss

Power loss, per pole (potential)	0.771 W
Rated current I_N for specified power loss	18 A
Resistance value for specified, current-dependent power loss	0.002 Ω

Connection data

Connection points	3
Total number of potentials	1
Number of levels	1
Number of jumper slots	2

Connection 1

Connection technology	Push-in CAGE CLAMP®
-----------------------	---------------------

Subject to changes. Please also observe the further product documentation!



Actuation type	Push-button
Connectable conductor materials	Copper
Nominal cross-section	1 mm ²
Solid conductor	0.14 ... 1.5 mm ² / 24 ... 16 AWG
Solid conductor; push-in termination	0.5 ... 1.5 mm ² / 20 ... 16 AWG
Fine-stranded conductor	0.14 ... 1.5 mm ² / 24 ... 16 AWG
Fine-stranded conductor; with insulated ferrule	0.14 ... 0.75 mm ² / 24 ... 18 AWG
Fine-stranded conductor; with ferrule; push-in termination	0.5 ... 0.75 mm ² / 20 ... 18 AWG
Note (conductor cross-section)	Depending on the conductor characteristic, a conductor with a smaller cross-section can also be inserted via push-in termination.
Strip length	9 ... 11 mm / 0.35 ... 0.43 inches
Wiring direction	Front-entry wiring

Physical data

Width	3.5 mm / 0.138 inches
Height	58.2 mm / 2.291 inches
Depth from upper-edge of DIN-rail	32.9 mm / 1.295 inches

Mechanical Data

Mounting type	DIN-35 rail
Marking level	Center/side marking

Material Data

Note (material data)	Information on material specifications can be found here
Color	blue
Material group	I
Insulation material	Polyamide (PA66)
Flammability class per UL94	V0
Fire load	0.147 MJ
Actuator color	orange
Weight	4.2 g

Environmental requirements

Processing temperature	-35 ... +85 °C
Continuous operating temperature	-60 ... +105 °C

Subject to changes. Please also observe the further product documentation!

WAGO GmbH & Co. KG
 Hansastr. 27
 32423 Minden
 Phone: +49571 887-0 | Fax: +49571 887-169
 Email: info.de@wago.com | Web: www.wago.com

Do you have any questions about our products?
 We are always happy to take your call at +49 (571) 887-44222.



Commercial data

eCl@ss 10.0	27-14-11-20
eCl@ss 9.0	27-14-11-20
ETIM 8.0	EC000897
ETIM 7.0	EC000897
PU (SPU)	100 pcs
Packaging type	box
Country of origin	DE
GTIN	4055143691628
Customs tariff number	8536901000

Environmental Product Compliance

RoHS Compliance Status	Compliant, No Exemption
------------------------	-------------------------

Approvals / Certificates

General approvals

Logo	Approval	Additional Approval Text	Certificate name
	CCA DEKRA Certification B.V.	EN 60947	NTR NL 7663
	CSA DEKRA Certification B.V.	C22.2	70173737
	cURus Underwriters Laboratories Inc.	UL 1059	E45172
	KEMA/KEUR DEKRA Certification B.V.	EN 60947	71- 102874

Declarations of conformity and manufacturer's declarations

Logo	Approval	Additional Approval Text	Certificate name
	ATEX-Attestation of Conformity WAGO GmbH & Co. KG	-	-
	EU-Declaration of Conformity WAGO GmbH & Co. KG	-	-
	UK-Declaration of Conformity WAGO GmbH & Co. KG	-	-

Approvals for marine applications

Logo	Approval	Additional Approval Text	Certificate name

Subject to changes. Please also observe the further product documentation!

WAGO GmbH & Co. KG
 Hansastr. 27
 32423 Minden
 Phone: +49571 887-0 | Fax: +49571 887-169
 Email: info.de@wago.com | Web: www.wago.com

Do you have any questions about our products?
 We are always happy to take your call at +49 (571) 887-44222.



ABS American Bureau of Shipping	-	19- HG1866350- PDA
BV Bureau Veritas S.A.	IEC 60947	58186/A0 BV
DNV GL Det Norske Veritas, Germanischer Lloyd	-	TAE00003JT
LR Lloyds Register	-	19/20050

Approvals for hazardous areas

Logo	Approval	Additional Approval Text	Certificate name
AEx Underwriters Laboratories Inc.		UL 60079	E185892 (AEx eb IIC resp. Ex eb IIC)
ATEX Physikalisch Technische Bundesanstalt		IEC 60079-0	PTB 18 ATEX 1003 U (II 2 G Ex eb II C Gb bzw. I M 2 Ex eb I Mb)
CCC CNEX		GB/T 3836.3	202031231000166 (Ex eb IIC Gb, Ex eb I Mb)
CCC CQST/CNEX		GB/T 3836.3	2020312313000166 (Ex eb IIC Gb, Ex eb I Mb)
EAC Brjansker Zertifizierungsstelle		TP TC 012/2011	RU C-DE.AM02.B. 00127/19 (Ex e IIC Gb U)
IECEX Physikalisch Technische Bundesanstalt		IEC 60079	IECEX PTB 18.0010U (Ex eb IIC Gb and Ex eb I Mb)
INMETRO TÜV Rheinland do Brasil Ltda.		IEC 60079	TÜV 19.0820 U

Required accessories**End plate**

End plate	
Item no.: 2000-1392 End and intermediate plate; 0.7 mm thick; orange	www.wago.com/2000-1392
Item no.: 2000-1391 End and intermediate plate; 0.7 mm thick; gray	www.wago.com/2000-1391

Subject to changes. Please also observe the further product documentation!



Optional accessories

Carrier rail

Mounting accessories

Item no.: 210-197 Steel carrier rail; 35 x 15 mm; 1.5 mm thick; 2 m long; slotted; similar to EN 60715; silver-colored	www.wago.com/210-197
Item no.: 210-198 Copper carrier rail; 35 x 15 mm; 2.3 mm thick; 2 m long; unslotted; according to EN 60715; copper-colored	www.wago.com/210-198
Item no.: 210-113 Steel carrier rail; 35 x 7.5 mm; 1 mm thick; 2 m long; unslotted; according to EN 60715; silver-colored	www.wago.com/210-113
Item no.: 210-118 Steel carrier rail; 35 x 15 mm; 2.3 mm thick; 2 m long; unslotted; according to EN 60715; silver-colored	www.wago.com/210-118
Item no.: 210-112 Steel carrier rail; 35 x 7.5 mm; 1 mm thick; 2 m long; slotted; according to EN 60715; "Hole width 25 mm; silver-colored	www.wago.com/210-112
Item no.: 210-114 Steel carrier rail; 35 x 15 mm; 1.5 mm thick; 2 m long; unslotted; similar to EN 60715; silver-colored	www.wago.com/210-114
Item no.: 210-115 Steel carrier rail; 35 x 7.5 mm; 1 mm thick; 2 m long; slotted; according to EN 60715; "Hole width 18 mm; silver-colored	www.wago.com/210-115
Item no.: 210-196 Aluminum carrier rail; 35 x 8.2 mm; 1.6 mm thick; 2 m long; unslotted; similar to EN 60715; silver-colored	www.wago.com/210-196

Marking accessories

Marking strip

Item no.: 2009-110 Marking strips; for Smart Printer; on reel; not stretchable; plain; snap-on type; white	www.wago.com/2009-110
--	--

Marker

Item no.: 2009-113 WMB-Inline; for Smart Printer; 2300 pieces on roll; plain; snap-on type; white	www.wago.com/2009-113
Item no.: 2009-113/000-002 WMB-Inline; for Smart Printer; 2300 pieces on roll; plain; snap-on type; yellow	www.wago.com/2009-113/000-002
Item no.: 2009-113/000-012 WMB-Inline; for Smart Printer; 2300 pieces on roll; plain; snap-on type; orange	www.wago.com/2009-113/000-012
Item no.: 2009-113/000-007 WMB-Inline; for Smart Printer; 2300 pieces on roll; plain; snap-on type; gray	www.wago.com/2009-113/000-007

Subject to changes. Please also observe the further product documentation!



Item no.: 2009-113/000-005 WMB-Inline; for Smart Printer; 2300 pieces on roll; plain; snap-on type; red	www.wago.com/2009-113/000-005
---	--

Item no.: 2009-113/000-017 WMB-Inline; for Smart Printer; 2300 pieces on roll; plain; snap-on type; light green	www.wago.com/2009-113/000-017
---	--

Item no.: 2009-113/000-006 WMB-Inline; for Smart Printer; 2300 pieces on roll; plain; snap-on type; blue	www.wago.com/2009-113/000-006
--	--

Item no.: 2009-113/000-024 WMB-Inline; for Smart Printer; 2300 pieces on roll; plain; snap-on type; violet	www.wago.com/2009-113/000-024
--	--

Item no.: 2009-113/000-023 WMB-Inline; for Smart Printer; 2300 pieces on roll; plain; snap-on type; green	www.wago.com/2009-113/000-023
---	--

Item no.: 793-3501 WMB marking card; as card; plain; snap-on type; white	www.wago.com/793-3501
--	--

Jumpers

Jumper

Item no.: 210-123 Wire commoning chain; insulated; blue	www.wago.com/210-123
---	--

Item no.: 2000-408 Jumper; 8-way; insulated; light gray	www.wago.com/2000-408
---	--

Item no.: 2000-407 Jumper; 7-way; insulated; light gray	www.wago.com/2000-407
---	--

Item no.: 2000-409 Jumper; 9-way; insulated; light gray	www.wago.com/2000-409
---	--

Item no.: 2000-408/000-006 Jumper; 8-way; insulated; blue	www.wago.com/2000-408/000-006
---	--

Item no.: 2000-408/000-005 Jumper; 8-way; insulated; red	www.wago.com/2000-408/000-005
--	--

Item no.: 2000-409/000-005 Jumper; 9-way; insulated; red	www.wago.com/2000-409/000-005
--	--

Item no.: 2000-407/000-006 Jumper; 7-way; insulated; blue	www.wago.com/2000-407/000-006
---	--

Item no.: 2000-410

Subject to changes. Please also observe the further product documentation!



Jumper; 10-way; insulated; light gray

www.wago.com/2000-410

Item no.: 2000-410/000-006

Jumper; 10-way; insulated; blue

www.wago.com/2000-410/000-006

Item no.: 2000-433/000-005

Jumper; from 1 to 3; insulated; red

www.wago.com/2000-433/000-005

Item no.: 2000-407/000-005

Jumper; 7-way; insulated; red

www.wago.com/2000-407/000-005

Item no.: 2000-433/000-006

Jumper; from 1 to 3; insulated; blue

www.wago.com/2000-433/000-006

Item no.: 2000-410/000-005

Jumper; 10-way; insulated; red

www.wago.com/2000-410/000-005

Item no.: 2000-435

Jumper; from 1 to 5; insulated; light gray

www.wago.com/2000-435

Item no.: 2000-409/000-006

Jumper; 9-way; insulated; blue

www.wago.com/2000-409/000-006

Item no.: 2000-436

Jumper; from 1 to 6; insulated; light gray

www.wago.com/2000-436

Item no.: 2000-433

Jumper; from 1 to 3; insulated; light gray

www.wago.com/2000-433

Item no.: 2000-434

Jumper; from 1 to 4; insulated; light gray

www.wago.com/2000-434

Item no.: 2000-402

Jumper; 2-way; insulated; light gray

www.wago.com/2000-402

Item no.: 2000-402/000-006

Jumper; 2-way; insulated; blue

www.wago.com/2000-402/000-006

Item no.: 2000-403

Jumper; 3-way; insulated; light gray

www.wago.com/2000-403

Item no.: 2000-402/000-005

Jumper; 2-way; insulated; red

www.wago.com/2000-402/000-005

Subject to changes. Please also observe the further product documentation!

WAGO GmbH & Co. KG

Hansastr. 27

32423 Minden

Phone: +49571 887-0 | Fax: +49571 887-169

Email: info.de@wago.com | Web: www.wago.com

Do you have any questions about our products?

We are always happy to take your call at +49 (571) 887-44222.



Item no.: 2000-402/000-018

Jumper; 2-way; insulated; yellow-green

www.wago.com/2000-402/000-018

Item no.: 2000-404

Jumper; 4-way; insulated; light gray

www.wago.com/2000-404

Item no.: 2000-403/000-005

Jumper; 3-way; insulated; red

www.wago.com/2000-403/000-005

Item no.: 2000-404/000-006

Jumper; 4-way; insulated; blue

www.wago.com/2000-404/000-006

Item no.: 2000-403/000-006

Jumper; 3-way; insulated; blue

www.wago.com/2000-403/000-006

Item no.: 2000-404/000-005

Jumper; 4-way; insulated; red

www.wago.com/2000-404/000-005

Item no.: 2000-405

Jumper; 5-way; insulated; light gray

www.wago.com/2000-405

Item no.: 2000-405/011-000

Star point jumper; 3-way; insulated; light gray

www.wago.com/2000-405/011-000

Item no.: 2000-405/000-006

Jumper; 5-way; insulated; blue

www.wago.com/2000-405/000-006

Item no.: 2000-406/000-006

Jumper; 6-way; insulated; blue

www.wago.com/2000-406/000-006

Item no.: 2000-405/000-005

Jumper; 5-way; insulated; red

www.wago.com/2000-405/000-005

Item no.: 2000-406

Jumper; 6-way; insulated; light gray

www.wago.com/2000-406

Item no.: 2000-406/000-005

Jumper; 6-way; insulated; red

www.wago.com/2000-406/000-005

Item no.: 2000-406/020-000

Delta jumper; insulated; light gray

www.wago.com/2000-406/020-000

Subject to changes. Please also observe the further product documentation!

WAGO GmbH & Co. KG

Hansastr. 27

32423 Minden

Phone: +49571 887-0 | Fax: +49571 887-169

Email: info.de@wago.com | Web: www.wago.com

Do you have any questions about our products?

We are always happy to take your call at +49 (571) 887-44222.



Item no.: 2000-437 Jumper; from 1 to 7; insulated; light gray	www.wago.com/2000-437
Item no.: 2000-438 Jumper; from 1 to 8; insulated; light gray	www.wago.com/2000-438
Item no.: 2000-439 Jumper; from 1 to 9; insulated; light gray	www.wago.com/2000-439
Item no.: 2000-440 Jumper; from 1 to 10; insulated; light gray	www.wago.com/2000-440
Item no.: 210-103 Wire commoning chain; insulated; black	www.wago.com/210-103
Tool	
Operating tool	
Item no.: 210-648 Operating tool; Blade: 2.5 x 0.4 mm; with a partially insulated shaft; angled; short	www.wago.com/210-648
Item no.: 210-647 Operating tool; Blade: 2.5 x 0.4 mm; with a partially insulated shaft; multicoloured	www.wago.com/210-647
Item no.: 210-719 Operating tool; Blade: 2.5 x 0.4 mm; with a partially insulated shaft	www.wago.com/210-719
Mounting	
Cover carrier	
Item no.: 709-169 Cover carrier; Type 3; incl. fixing/retaining screws and knurled nut; suitable for 279 to 282 and 880 Series rail-mounted terminal blocks; suitable for 264 Series miniature rail-mounted terminal blocks; suitable for 270 Series sensor and actuator terminal blocks; gray	www.wago.com/709-169
Cover	
Item no.: 709-156 Cover; Type 3; suitable for cover carrier, type 3; 1 m long; transparent	www.wago.com/709-156
Ferrule	
Ferrule	
Item no.: 216-241 Ferrule; Sleeve for 0.5 mm ² / 20 AWG; insulated; electro-tin plated; electrolytic copper; gastight crimped; acc. to DIN 46228, Part 4/09.90; white	www.wago.com/216-241
Item no.: 216-242 Ferrule; Sleeve for 0.75 mm ² / 18 AWG; insulated; electro-tin plated; electrolytic copper; gastight crimped; acc. to DIN 46228, Part 4/09.90; gray	www.wago.com/216-242
Item no.: 216-243 Ferrule; Sleeve for 1 mm ² / AWG 18; insulated; electro-tin plated; electrolytic copper; gastight crimped; acc. to DIN 46228, Part 4/09.90; red	www.wago.com/216-243
Push-in type wire jumper	
Jumper	
Item no.: 2009-404	www.wago.com/2009-404

Subject to changes. Please also observe the further product documentation!



Push-in type wire jumper; 0.75 mm²; insulated; 110 mm long; gray

Item no.: 2009-402

Push-in type wire jumper; 0.75 mm²; insulated; 60 mm long; gray

www.wago.com/2009-402

Item no.: 2009-406

Push-in type wire jumper; 0.75 mm²; insulated; 250 mm long; gray

www.wago.com/2009-406

Testing and measuring

Testing accessories

Item no.: 2009-174

Test plug adapter; for 4 mm Ø test plugs; for testing TOPJOB®S rail-mounted terminal blocks; gray

www.wago.com/2009-174

Item no.: 2009-182

Testing tap; for max. 2.5 mm²; tool-free connection for individual test wires 0.08 - 2.5 mm; gray

www.wago.com/2009-182

Item no.: 2000-510

TOPJOB®S L-type test plug module; modular; for jumper contact slot; 1,00 mm²; gray

www.wago.com/2000-510

Item no.: 2000-511

TOPJOB®S L-type test plug module; modular; for jumper contact slot; 1-pole; 1,00 mm²; gray

www.wago.com/2000-511

Item no.: 2000-549

Spacer module; modular; e.g., for bridging commoned terminal blocks; gray

www.wago.com/2000-549

Item no.: 2000-555

Modular TOPJOB®S connector; modular; for jumper contact slot; 5-pole; 1,00 mm²; gray

www.wago.com/2000-555

Item no.: 2000-553

Modular TOPJOB®S connector; modular; for jumper contact slot; 3-pole; 1,00 mm²; gray

www.wago.com/2000-553

Item no.: 2000-556

Modular TOPJOB®S connector; modular; for jumper contact slot; 6-pole; 1,00 mm²; gray

www.wago.com/2000-556

Item no.: 2000-558

Modular TOPJOB®S connector; modular; for jumper contact slot; 8-pole; 1,00 mm²; gray

www.wago.com/2000-558

Item no.: 2000-559

Modular TOPJOB®S connector; modular; for jumper contact slot; 9-pole; 1,00 mm²; gray

www.wago.com/2000-559

Item no.: 2000-552

Modular TOPJOB®S connector; modular; for jumper contact slot; 2-pole; 1,00 mm²; gray

www.wago.com/2000-552

Item no.: 2000-560

Modular TOPJOB®S connector; modular; for jumper contact slot; 10-pole; 1,00 mm²; gray

www.wago.com/2000-560

Item no.: 2000-554

Modular TOPJOB®S connector; modular; for jumper contact slot; 4-pole; 1,00 mm²; gray

www.wago.com/2000-554

Item no.: 2000-557

Modular TOPJOB®S connector; modular; for jumper contact slot; 7-pole; 1,00 mm²; gray

www.wago.com/2000-557

Item no.: 210-136

Test plug; 2 mm Ø; with 500 mm cable; red

www.wago.com/210-136

Subject to changes. Please also observe the further product documentation!

WAGO GmbH & Co. KG

Hansastr. 27

32423 Minden

Phone: +49571 887-0 | Fax: +49571 887-169

Email: info.de@wago.com | Web: www.wago.com

Do you have any questions about our products?

We are always happy to take your call at +49 (571) 887-44222.



Downloads

Documentation

Bid Text

2200-1304 X81 - Datei	2019 年2月19 日	xml 3.9 kB	Download
--------------------------	--------------	---------------	----------

2200-1304 docx - Datei	2018 年8月8 日	docx 15.1 kB	Download
---------------------------	-------------	-----------------	----------

Additional Information

		pdf 2.3 MB	Download
--	--	---------------	----------

CAD/CAE-Data

CAD data

2D/3D Models 2200-1304		URL	Download
------------------------	--	-----	----------

CAE data

EPLAN Data Portal 2200-1304		URL	Download
-----------------------------	--	-----	----------

ZUKEN Portal 2200-1304		URL	Download
------------------------	--	-----	----------

Environmental Product Compliance

Compliance Search

Environmental Product Compliance 2200-1304		URL	Download
--	--	-----	----------

3-conductor through terminal block; with push-button; 1 mm²; with test port; suitable for Ex i applications; side and center marking; for DIN-rail 35 x 15 and 35 x 7.5; Push-in CAGE CLAMP®; 1,00 mm²; blue

Installation Notes

Conductor termination

Subject to changes. Please also observe the further product documentation!

WAGO GmbH & Co. KG
Hansastr. 27
32423 Minden
Phone: +49571 887-0 | Fax: +49571 887-169
Email: info.de@wago.com | Web: www.wago.com


Do you have any questions about our products?
We are always happy to take your call at +49 (571) 887-44222.



All conductor types at a glance



Push-in termination of solid and ferruled conductors




Insert fine-stranded conductors via operating tool.




Removing all conductors via operating tool.

Commoning



Insert a push-in type jumper bar and push down until it hits the backstop.



Commoning with step-down jumpers.

Testing

Subject to changes. Please also observe the further product documentation!



Testing with a 2 mm Ø test plug (max. 42 V).

Marking



Snapping a marking strip into a marker slot.



Snapping a marking strip into the marker slot.

Product family

TOPJOB® S

TOPJOB® S: In various industrial applications and modern building installations, WAGO's wide and versatile range of rail-mount terminal blocks provides more than just reliable electrical connections.

[Show all products from the family](#)

Subject to changes. Please also observe the further product documentation!