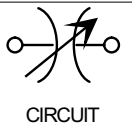
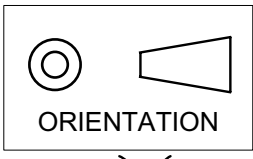


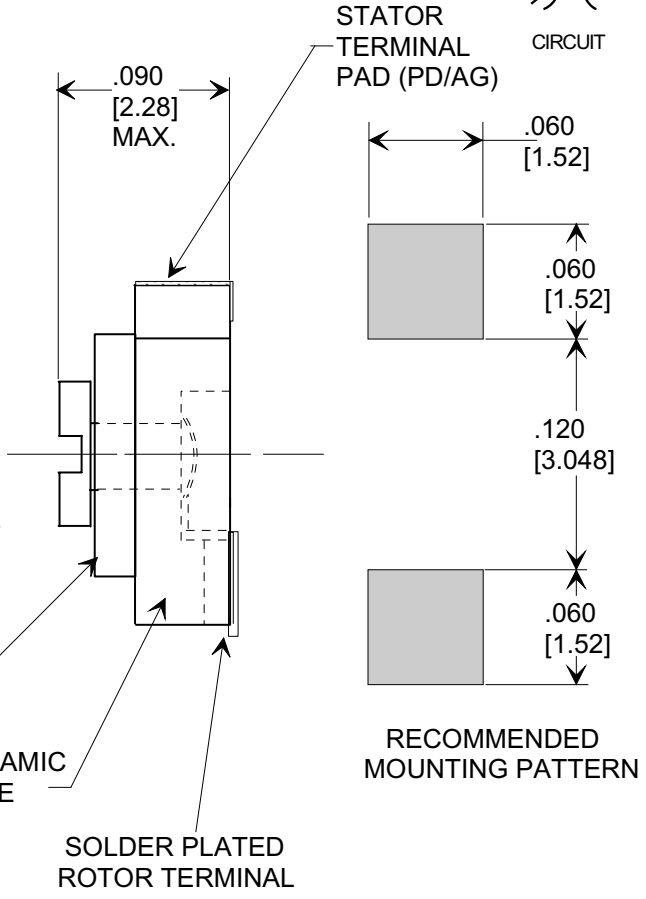
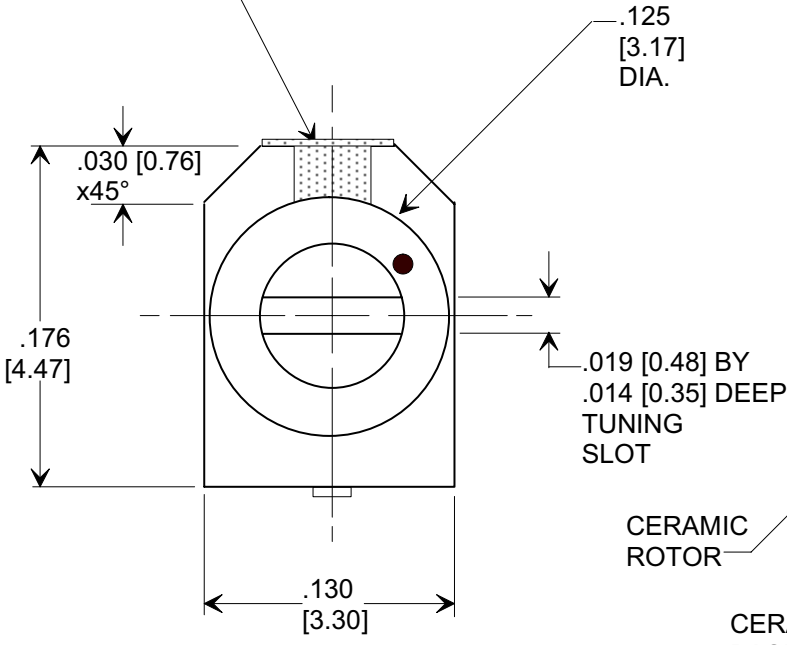
# MARKETING SALES DRAWING

Electrical Testing  
per Tusonix standard  
test plans and Mil-Std-202  
Test Methods.

DIMENSIONS IN INCHES - DO NOT SCALE THIS DRAWING  
DIMENSIONS IN METRIC - [ ]



STATOR TERMINAL  
PAD (PD/AG)



## SPECIFICATIONS

TUSONIX PART NO.	512-000A1.0-3
Value:	1.0-3 pF
Value Tol.:	SEE NOTE 2
Temp. Coef.:	Diel. Code A (NP0 ± 200)
Rating:	100 VDC @ 125 °C
Operating Range:	-55°C TO + 125°C
DWV	200 vdc
Q @ 1 MHz	750 MIN.
To Tusonix Spec Unless Stated Otherwise	

## NOTES:

1. PACKAGE: BULK OR BLISTER TAPE TO IEC-60286-3 TYPE II AND EIA-481-A [12MM], 7" [177.80] DIAMETER REEL 13" [330.20] DIAMETER REEL OPTIONAL
2. MUST MEET MIN/ MAX RATED CAPACITANCE.
3. TORQUE 0.14 - 2.0 OZ. IN [0.1 - 1.4 Ncm.]

X-2015 Rev-0 REVISION RECORD Original Release C.O. 20030605-1-02	0	--TOLERANCES-- Unless Otherwise Specified	Title	
			<b>SURFACE MOUNT TRIMMER</b>	
		DECIMAL ±.005 [0.13]	Drawn L.E. 06-16-03	
		ANGLES ±	Approved T.C. 06-16-03 Scale 10x	
		<b>TUSONIX</b> TUCSON, ARIZONA	<b>A</b>	<b>512-000 A 1.0 - 3</b>