

DO NOT SCALE FROM THIS PRINT

DESIGNED & DIMENSIONED IN MILLIMETERS [INCHES]

MMCX7-J-C-XX-ST-CA3-X

TABLE 1			
ITEM	COMPONENT	-HF	-GF
1	SUB ASSEMBLY	SUB-GRF7V-J-C-FF-ST-CA3	SUB-GRF7V-J-C-FN-ST-CA3
2	SOCKET	GRF7-J-C-H-ST-SKT	GRF7-J-C-G-ST-SKT
3	FERRULE	MCX-FER-001-F	MCX-FER-001-N

**GENDER**  
-J: JACK

**TYPE**  
-C: CABLE

**PACKAGING**  
-BLANK: INDIVIDUALLY BAGGED  
-B: BULK PACKAGED (QTY=100 MAX)

**TERMINATION**  
-CA3: CABLE (RG179)

**ORIENTATION**  
-ST: STRAIGHT

**PLATING SPECIFICATION**  
-HF: 30µ" GOLD CENTER CONTACT,  
3µ" GOLD OUTER CONTACT  
-GF: 10µ" GOLD CENTER CONTACT,  
3µ" GOLD OUTER CONTACT,  
100µ" NICKEL REMAINING PARTS  
(SEE TABLE 1)

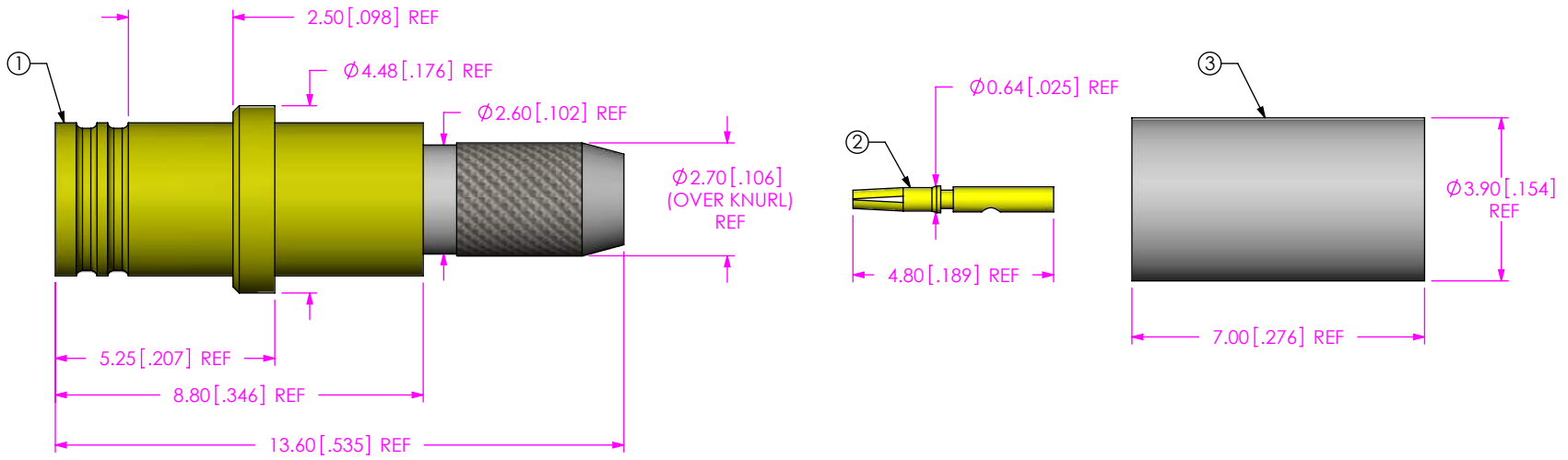
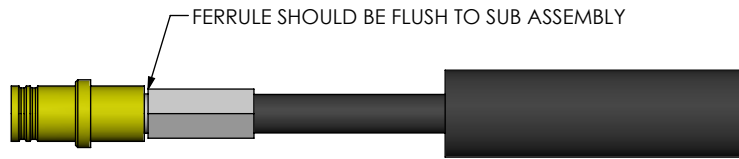
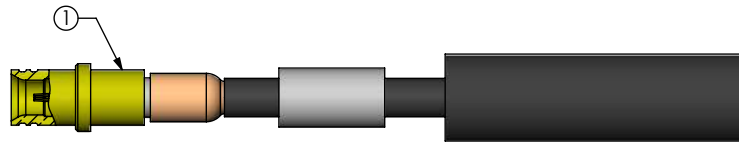
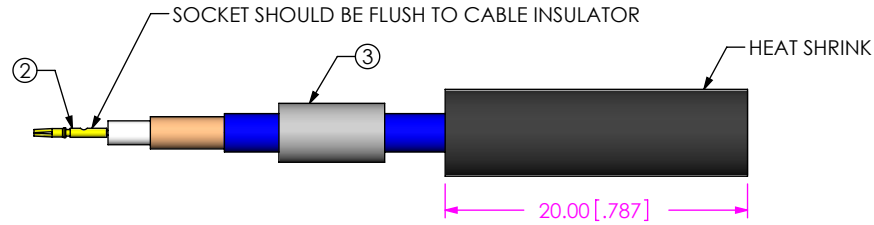



FIG 1  
MMCX7-J-C-XX-ST-CA3 SHOWN

NOTES:

- 1. NOTE DELETED.
- 2. PRODUCT TO BE PACKAGED PER PRECISION RF SECTION OF PACKAGING MANUAL.
- 3. NOTE DELETED..

<p>UNLESS OTHERWISE SPECIFIED, DIMENSIONS ARE IN MILLIMETERS.</p> <p>TOLERANCES ARE:</p> <p>DECIMALS      ANGLES</p> <p>X.X: ±0.3 [.01]      5°</p> <p>X.XX: ±0.13 [.005]</p> <p>X.XXX: ±0.051 [.0020]</p>	<p>PROPRIETARY NOTE</p> <p>THIS DOCUMENT CONTAINS CONFIDENTIAL AND PROPRIETARY INFORMATION AND ALL DESIGN, MANUFACTURING, REPRODUCTION, USE, PATENT RIGHTS AND SALES RIGHTS ARE EXPRESSLY RESERVED BY SAMTEC, INC. THIS DOCUMENT SHALL NOT BE DISCLOSED, IN WHOLE OR PART, TO ANY UNAUTHORIZED PERSON OR ENTITY NOR REPRODUCED, TRANSFERRED OR INCORPORATED IN ANY OTHER PROJECT IN ANY MANNER WITHOUT THE EXPRESS WRITTEN CONSENT OF SAMTEC, INC.</p>	<p>520 PARK EAST BLVD, NEW ALBANY, IN 47150 PHONE: 812-944-6733    FAX: 812-948-5047 e-Mail: info@SAMTEC.com    code 55322</p>



**PROPRIETARY NOTE**  
THIS DOCUMENT CONTAINS CONFIDENTIAL AND PROPRIETARY INFORMATION AND ALL DESIGN, MANUFACTURING, REPRODUCTION, USE, PATENT RIGHTS AND SALES RIGHTS ARE EXPRESSLY RESERVED BY SAMTEC, INC. THIS DOCUMENT SHALL NOT BE DISCLOSED, IN WHOLE OR PART, TO ANY UNAUTHORIZED PERSON OR ENTITY NOR REPRODUCED, TRANSFERRED OR INCORPORATED IN ANY OTHER PROJECT IN ANY MANNER WITHOUT THE EXPRESS WRITTEN CONSENT OF SAMTEC, INC.



520 PARK EAST BLVD. NEW ALBANY, IN 47150  
PHONE: 812-944-6733 FAX: 812-948-5047  
e-Mail info@SAMTEC.com code 55322

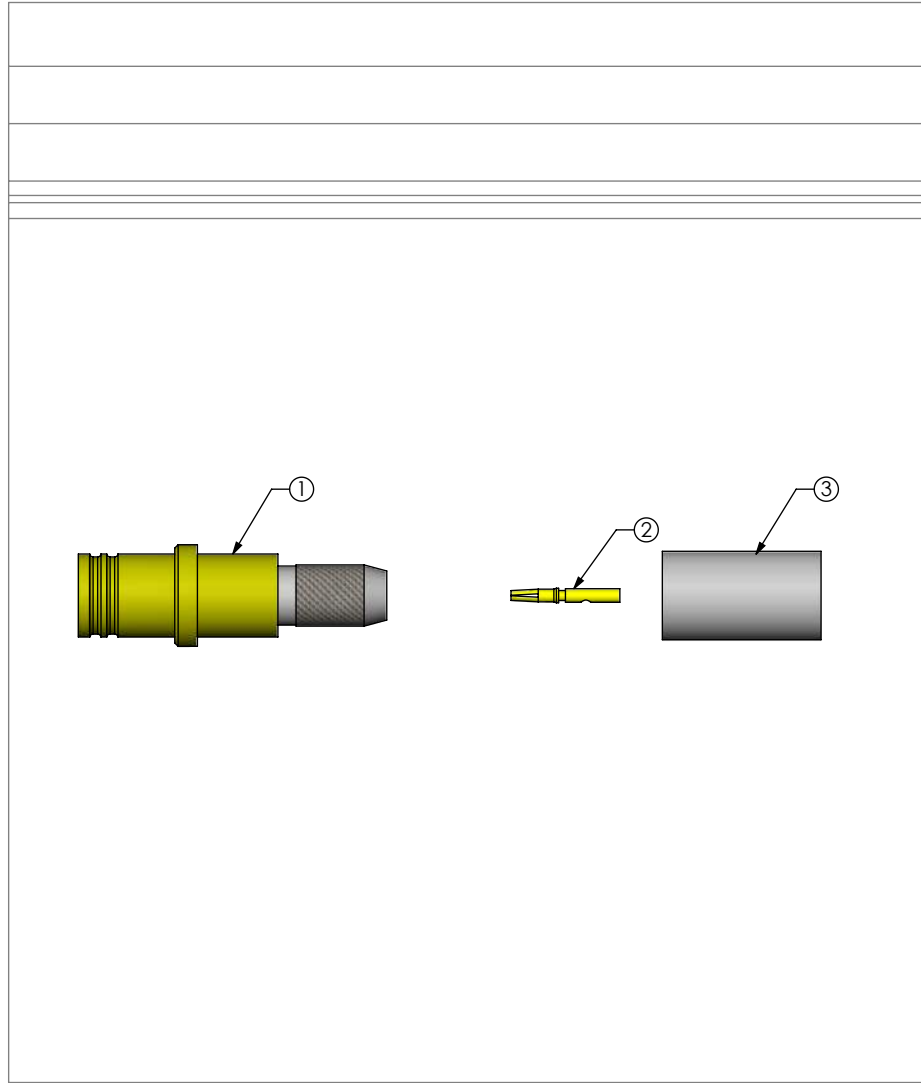
DO NOT SCALE DRAWING

SHEET SCALE: 2:1

DESCRIPTION:  
TRUE 75 OHM, MMC STRAIGHT JACK, RG179

DWG. NO.  
**MMCX7-J-C-XX-ST-CA3-X**

BY: ALVIN W 10/05/2011 SHEET 2 OF 3



MMCX7-J-C-XX-ST-CA3 SHOWN

**PROPRIETARY NOTE**

THIS DOCUMENT CONTAINS CONFIDENTIAL AND PROPRIETARY INFORMATION AND ALL DESIGN, MANUFACTURING, REPRODUCTION, USE, PATENT RIGHTS AND SALES RIGHTS ARE EXPRESSLY RESERVED BY SAMTEC, INC. THIS DOCUMENT SHALL NOT BE DISCLOSED, IN WHOLE OR PART, TO ANY UNAUTHORIZED PERSON OR ENTITY NOR REPRODUCED, TRANSFERRED OR INCORPORATED IN ANY OTHER PROJECT IN ANY MANNER WITHOUT THE EXPRESS WRITTEN CONSENT OF SAMTEC, INC.



520 PARK EAST BLVD, NEW ALBANY, IN 47150  
 PHONE: 812-944-6733 FAX: 812-948-5047  
 e-Mail info@SAMTEC.com code 55322

DO NOT SCALE DRAWING SHEET SCALE: 6:1  
 INSULATOR:  
 CONTACT OR TERMINAL:  
 SHIELD: PHOS BRONZE  
 PLATING:  
 CONTACT AREA: .000010 REF GOLD  
 REMAINDER: .000200 REF TIN

DESCRIPTION:  
 TRUE 75 OHM, MMC STRAIGHT JACK, RG179  
 DWG. NO.  
**MMCX7-J-C-XX-ST-CA3-X**  
 BY: ALVIN W 10/05/2011 SHEET 3 OF 3