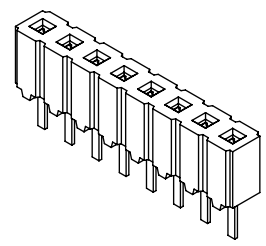


DO NOT SCALE FROM THIS PRINT

NOTES:

1. Ⓢ REPRESENTS A CRITICAL DIMENSION.
2. MIN CONTACT RETENTION 2 LB
3. MAX ALLOWABLE BOW: .006 [.015] IN/IN $\begin{matrix} .001 \\ .03 \end{matrix}$
4. "END WALLS" AFTER CUTTING SHOULD BE $.015 \pm \begin{matrix} .005 \end{matrix} \begin{matrix} .38 \\ .13 \end{matrix}$
5. MAX CUT FLASH: .015 [.38] WITH NO FLASH ALLOWED IN HOLES.
6. MAX TERMINAL BURR: .003 [.08]
7. WHEN FILLING THE ASSEMBLY, ALL CONTACTS MUST BE FACING THE SAME DIRECTION.
8. TO BE MEASURED AT THE BEND.



No OF POSITIONS
-01 THRU -50

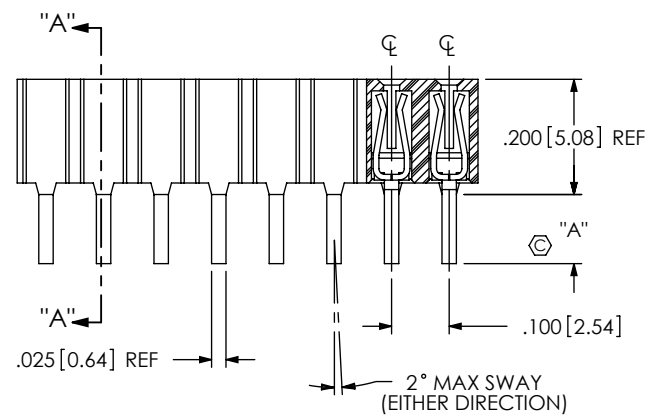
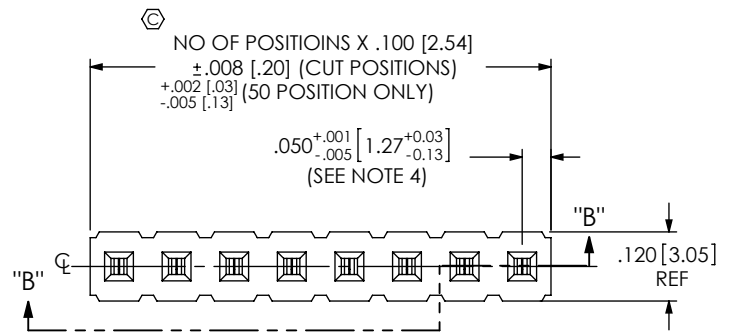
OPTIONS
-RA: RIGHT ANGLE
(STYLE -02 ONLY)

CONTACT LEAD STYLE
-01: USE C-45-01-X
-02: USE C-45-02-X

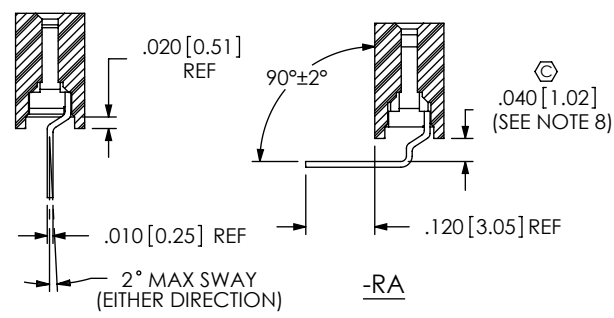
ROW SPECIFICATION
-S: SINGLE ROW
(USE CES-XX-S)

PLATING SPECIFICATION

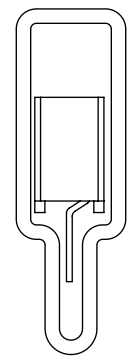
- T: MATTE TIN, CONTACT AND TAIL
- G: 10μ" GOLD IN CONTACT AREA,
3μ" GOLD ON TAIL
- S: 30μ" SELECTIVE GOLD IN CONTACT AREA,
MATTE TIN ON TAIL
- F: 3μ" SELECTIVE GOLD IN CONTACT AREA,
MATTE TIN ON TAIL
- L: 10μ" SELECTIVE GOLD IN CONTACT AREA,
MATTE TIN ON TAIL



SECTION "B"- "B"

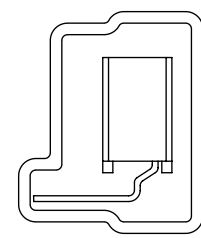


SECTION "A"- "A"



NOTE: MIXED PIN ORIENTATION ACCEPTABLE

PACKAGING VIEW
LEAD STYLE -01 & -02



NOTE: PINS TO BE FACING THE SAME DIRECTION

PACKAGING VIEW
LEAD STYLE -02-RA

PACKAGING TABLE (5 POS MIN)		
LEAD STYLE	TUBE	PLUG
-01 & -02	PT-1-24-01-53	TP-09
-02-RA	PT-1-24-03-78	TP-09

STYLE	"A"
-01	.128 [3.25]
-02	.223 [5.66]

UNLESS OTHERWISE SPECIFIED, DIMENSIONS ARE IN INCHES. TOLERANCES ARE:
 DECIMALS ANGLES
 .XX: ±.01 [.3] 2°
 .XXX: ±.005 [.13]
 .XXXX: ±.0020 [.051]

PROPRIETARY NOTE
 THIS DOCUMENT CONTAINS INFORMATION CONFIDENTIAL AND PROPRIETARY TO SAMTEC, INC. AND SHALL NOT BE REPRODUCED OR TRANSFERRED TO OTHER DOCUMENTS OR DISCLOSED TO OTHERS OR USED FOR ANY PURPOSE OTHER THAN THAT WHICH IT WAS OBTAINED WITHOUT THE EXPRESSED WRITTEN CONSENT OF SAMTEC, INC.



520 PARK EAST BLVD, NEW ALBANY, IN 47150
 PHONE: 812-944-6733 FAX: 812-948-5047
 e-Mail: info@SAMTEC.com code 55322

MATERIAL: DO NOT SCALE DRAWING SHEET SCALE: 3:1
 INSULATOR: PBT, UL 94 VO
 COLOR: BLACK
 TERMINAL: PHOS BRONZE

DESCRIPTION: CLOSED ENTRY SOCKET STRIP

DWG. NO. CES-1XX-XX-X-S-XX

BY: KOLB 12-6-89 SHEET 1 OF 1