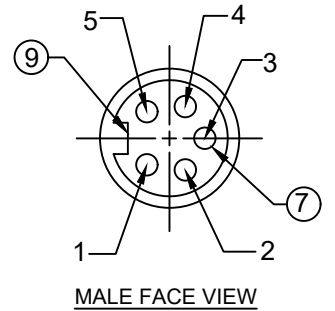
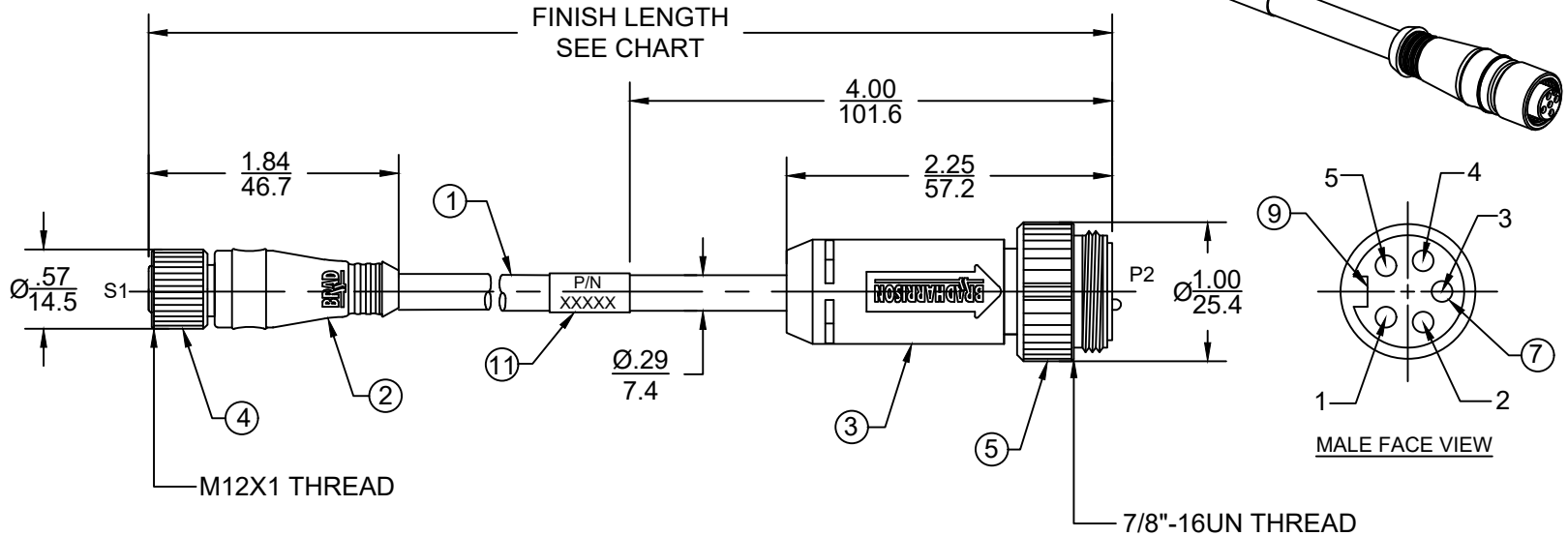
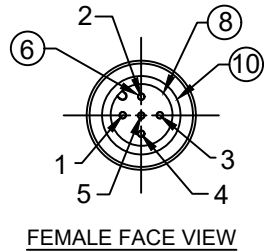
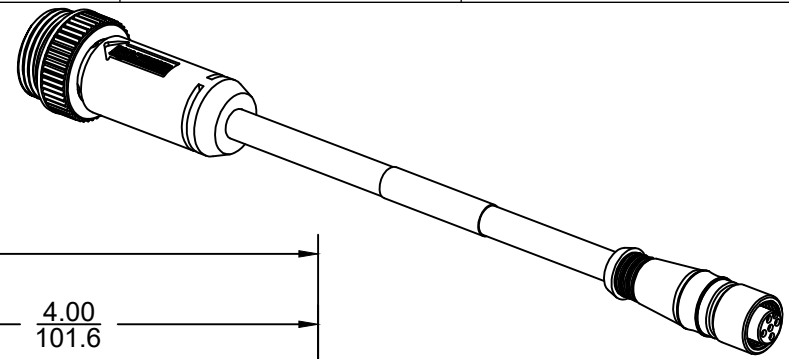


SAP P/N #	ENGINEERING P/N	FINISHED LENGTH
1300390155	DND21A-M005	0.5M [ 1FT 8 IN ]
1300390169	DND21A-M100	10M [ 32FT 10 IN ]
1300390170	DND21A-M200	20M [ 65FT 7 IN ]



NOTES:

- MATERIAL: AS NOTED
- FINISH: AS NOTED
- ELECTRICAL:  
VOLTAGE: 250V  
CURRENT: 4A
- TEMP RATING: -20°C TO +80°C
- PROTECTION: IP67 (WHEN MATED)
- UL LISTED FILE: E152210  
CSA CERTIFIED FILE: LR6837
- ALL DIMENSIONS ARE FOR REFERENCE UNLESS TOLERANCED OR NOTED OTHERWISE

PART NUMBER LEGEND

DND21A-M150

LENGTH:  
M005= 0.5 METER  
M010= 1 METER  
M100= 10 METER

S1		P2	
1	DRAIN	1	
2	RED	2	
3	BLACK	3	
4	WHITE	4	
5	BLUE	5	

CABLE LENGTH TOLERANCES	
<.3M [1FT]:	+19mm-0 [ +.75in-0]
.3 - .9M [1 - 3FT]:	+44.5mm-0 [ +1.75in-0]
.9 - 1.8M [3 - 6FT]:	+55.6mm-0 [ +2.19in-0]
1.8 - 3.7M [6 - 12FT]:	+88.9mm-0 [ +3.50in-0]
3.7 - 7.3M [12 - 24FT]:	+165.1mm-0 [ +6.50in-0]
7.3-14.6M [24 - 48FT]:	+317.5mm-0 [ +12.50in-0]
14.6 - 30.5M [48-100FT]:	+622.3mm-0 [ +24.50in-0]
OVER 30M [100FT]	+2% OF FINISHED LENGTH

11	WRAP LABEL	VINYL	BLACK/YELLOW
10	O-RING	NITRILE	RED
9	INSERT(MINI)	TPE	BLACK
8	INSERT(MICRO)	NYLON	BLACK
7	PIN CONTACT	COPPER ALLOY	GOLD OVER NICKEL
6	SOCKET CONTACT	COPPER ALLOY	GOLD OVER NICKEL
5	COUPLING NUT(MINI)	ZINC DIE-CAST	BLACK E-COAT
4	COUPLING NUT(MICRO)	ZINC DIE-CAST	BLACK E-COAT
3	OVERMOLD(MINI)	TPC	GRAY
2	OVERMOLD(MICRO)	TPC	GRAY
1	DEVICENET DROP CABLE	PVC JACKET	GRAY
ITEM	COMPONENT	MATERIAL	FINISH

WIRING DIAGRAM

FUNCTIONAL SYMBOLS	THIS DRAWING CONTAINS INFORMATION THAT IS PROPRIETARY TO MOLEX ELECTRONIC TECHNOLOGIES, LLC AND SHOULD NOT BE USED WITHOUT WRITTEN PERMISSION			
	DIMENSION UNITS	SCALE		CURRENT REV DESC: ITEM-9 FINISH CHANGED FROM GRAY TO BLACK.ITEM-3 WAS TPE. ADDED ITEM-10. MODIFIED PN CHART
DIVISIONAL SYMBOLS	INCH/MM	NTS		EC NO: 720800 DRWN: ABENJAMINLW 2022/07/19 CHK'D: RSTONE 2022/09/09 APPR: BWOODMAN 2022/09/09
	GENERAL TOLERANCES (UNLESS SPECIFIED)			
DIVISIONAL SYMBOLS		mm	INCH	INITIAL REVISION: DRWN: TWOLDEGE 2010/01/11 APPR: JFMURPHY 2010/01/20
	4 PLACES	±----	±----	
	3 PLACES	±----	±----	
	2 PLACES	±----	±----	
	1 PLACE	±----	±----	
	0 PLACES	±----	±----	
	ANGULAR TOL ± ---- °			
	DRAFT WHERE APPLICABLE MUST REMAIN WITHIN DIMENSIONS			THIRD ANGLE PROJECTION

		MINI-MICRO CHANGE DEVICENET, A-SIZE-M12, 5 POLE, MALE-FEMALE, STRAIGHT, SINGLE KEY, 4/22 AWG	
		PRODUCT CUSTOMER DRAWING	
DOCUMENT NUMBER	DOC TYPE	DOC PART	REVISION
SD-130039-020	PSD	001	D
MATERIAL NUMBER	CUSTOMER	SHEET NUMBER	
SEE CHART	GENERAL MARKET	1 OF 1	

DOCUMENT STATUS	P1	RELEASE DATE	2022/09/09	18:08:06
-----------------	----	--------------	------------	----------