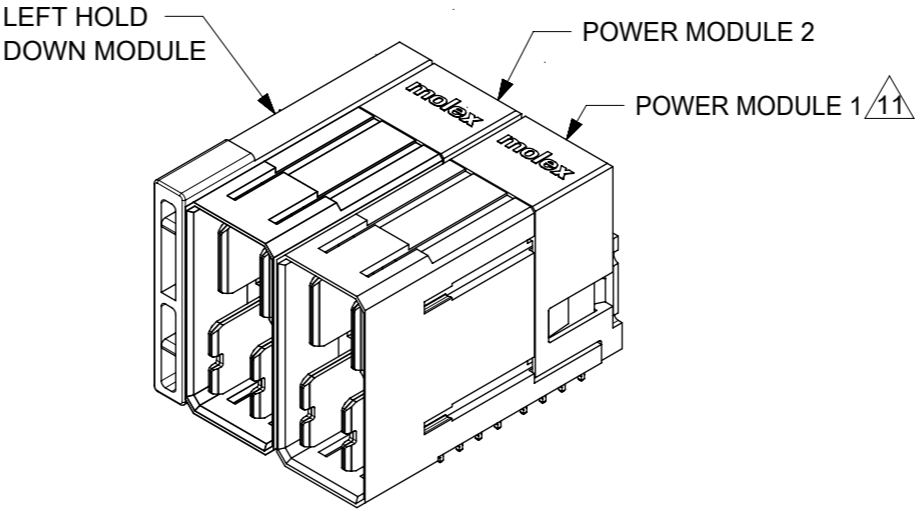


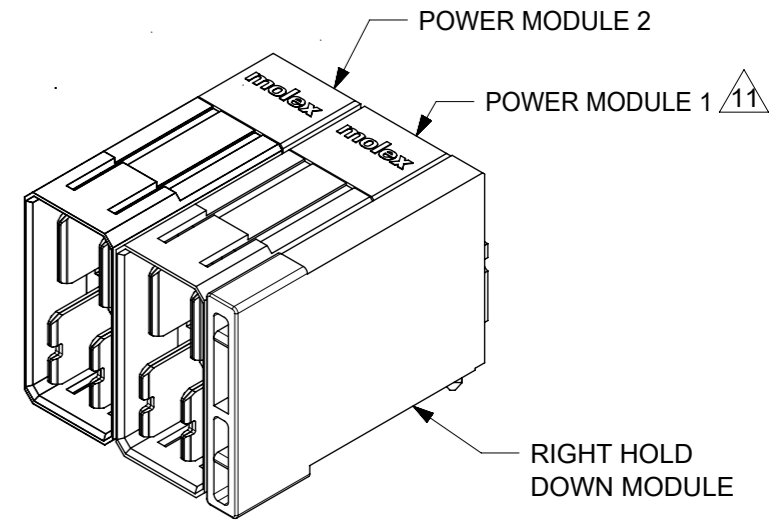
HEADER WITH LEFT HOLD DOWN (FIG. 1)				
PART NUMBER	NUMBER OF POWER MODULES	"DIM A"	PLATING OPTION	LEFT HOLD DOWN MODULE LOCATION ⁹
78351-100*	1X	15.00	TIN	REFER TO SHEET 2 FOR DETAILS
78351-10**	2X	26.40		

HEADER WITH RIGHT HOLD DOWN (FIG. 2)				
PART NUMBER	NUMBER OF POWER MODULES	"DIM A"	PLATING OPTION	RIGHT HOLD DOWN MODULE LOCATION ⁹
78351-200*	1X	15.00	TIN	REFER TO SHEET 3 FOR DETAILS
78351-20**	2X	26.40		

- NOTES:
- MATERIALS:
HOUSING - HIGH TEMP. THERMOPLASTIC, GLASS FILLED, UL94-V0,COLOR:BLACK.
POWER PIN - COPPER ALLOY.
 - FINISH:
POWER CONTACTS
0.76µm MINIMUM GOLD AT CONTACT AREA AND
2.54µm MINIMUM TIN AT SOLDER TAIL AREA
OVER 1.27µm MINIMUM NICKEL UNDERPLATE.
 - PRODUCT SPECIFICATION: PS-78213-001.
 - COMPONENT STAY AWAY ZONE FROM CONNECTOR.
 - REFER TO MOLEX PRODUCT SPECIFICATION PS-78213-001 FOR PLATED THROUGH-HOLE SPECIFICATIONS AND TORQUE FORCE.
 - MATES WITH 78216-****.
 - PART NUMBER AND YEAR-DAY CODE. CAN BE AT THE OPPOSITE SIDE.
 - ADD 11.4mm FOR EACH ADDITIONAL POWER MODULE.
 - THE DETAILS FOR LEFT & RIGHT HOLD DOWN OPTION ARE SHOWN IN SHEET 2 AND SHEET 3 RESPECTIVELY.
 - CONNECTORS ARE PACKED IN A TRAY.
 - FIRST POWER MODULE (#1) START FROM THE RIGHT.
 - REFER TO SD-78215-002 FOR DETAILS OF THE POWER MODULE .
 - ALL PARTS ARE SHIPPED WITH A 2-32 TYPE AB SELF-TAPPING SCREW PART NUMBER 73726-0000.
 - PACKAGING SPECIFICATION:
PK-78351-001 (1X MODULE WITH HOLD DOWN MODULE)
PK-78351-002 (2X MODULE WITH HOLD DOWN MODULE)



HEADER WITH LEFT HOLD DOWN (FIG. 1) ⁹



HEADER WITH RIGHT HOLD DOWN (FIG. 2) ⁹

PLATING OPTION	HOLD DOWN MODULE LOCATION	*
TIN	LEFT	1
	RIGHT	2

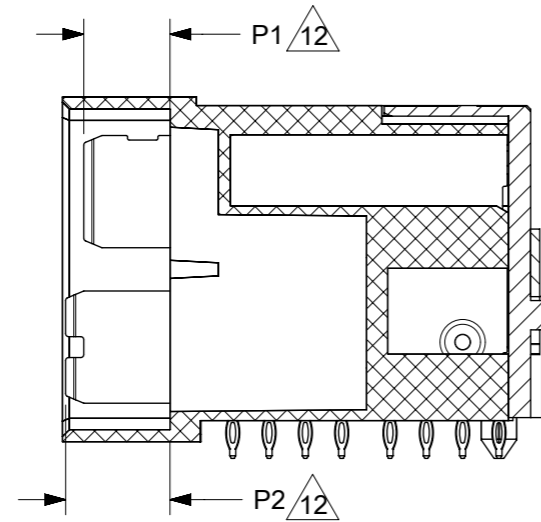
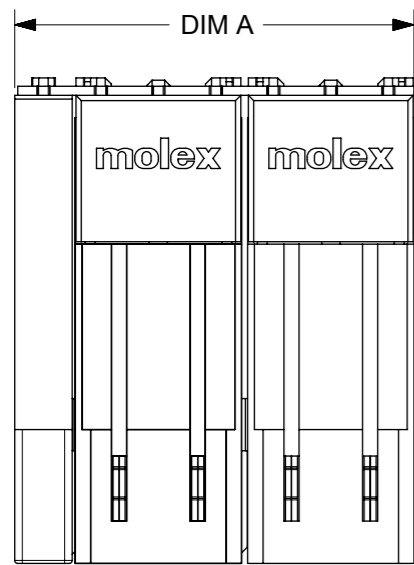
78351-*0**

POWER MODULE 2		
*	BLADE LENGTH	
	P1	P2
0	MODULE NOT PRESENT	
1	6.90	6.90
2	5.70	5.70
3	6.90	5.70
4	5.70	6.90

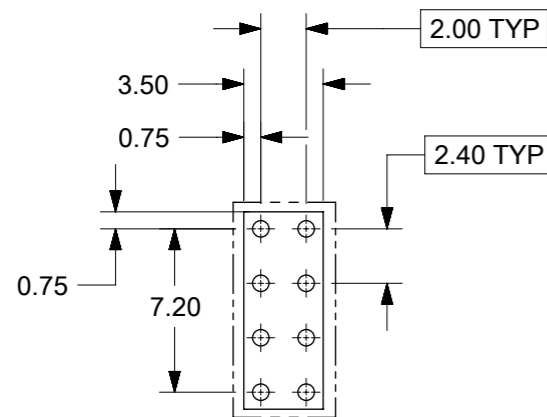
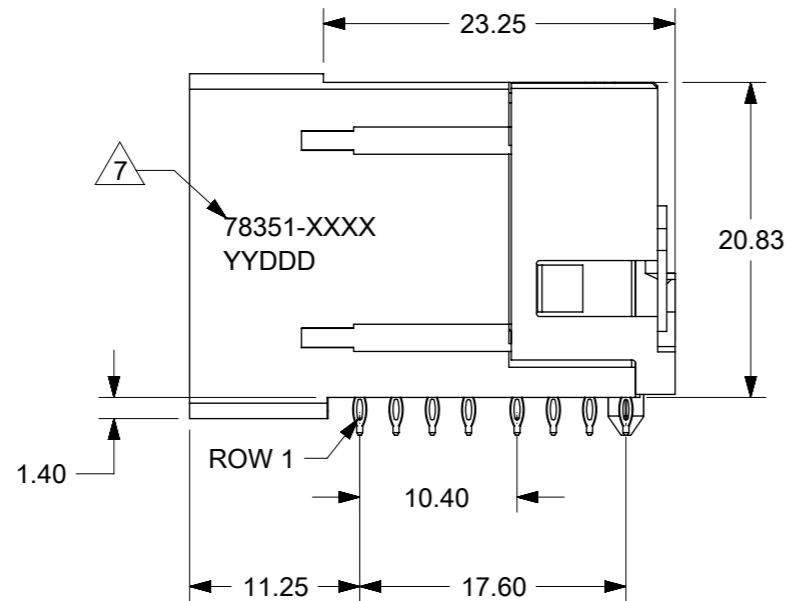
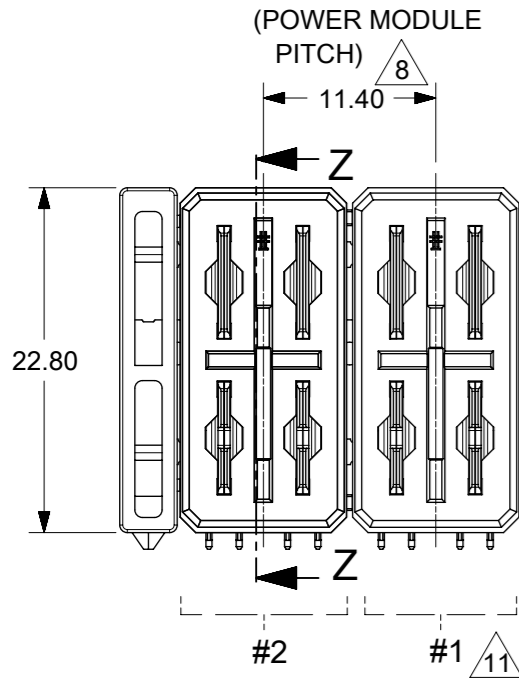
POWER MODULE 1 ¹¹		
*	BLADE LENGTH	
	P1	P2
1	6.90	6.90
2	5.70	5.70
3	6.90	5.70
4	5.70	6.90

THIS DRAWING CONTAINS INFORMATION THAT IS PROPRIETARY TO MOLEX ELECTRONIC TECHNOLOGIES, LLC AND SHOULD NOT BE USED WITHOUT WRITTEN PERMISSION									
DIMENSION UNITS	SCALE	CURRENT REV DESC: CORRECT TYPO			molex				
mm	NTS	SHT1-E2							
GENERAL TOLERANCES (UNLESS SPECIFIED)		EC NO: 622922			IMPACT POWER, 5 PAIR HEADER WITH HOLD DOWN PRESS FIT				
ANGULAR TOL	± 3.0 °	DRWN: BREVANSIDDAB 2019/02/14			PRODUCT CUSTOMER DRAWING				
4 PLACES	±	CHK'D: CWANG25 2019/08/23			DOCUMENT NUMBER				
3 PLACES	±	APPR: SHONG 2019/09/02			SD-78351-001				
2 PLACES	± 0.25	INITIAL REVISION:			DOC TYPE				
1 PLACE	±	DRWN: LNG 2010/12/15			PSD				
0 PLACES	±	APPR: SHONG 2011/11/02			DOC PART				
DRAFT WHERE APPLICABLE MUST REMAIN WITHIN DIMENSIONS		THIRD ANGLE PROJECTION	DRAWING	SERIES	MATERIAL NUMBER	CUSTOMER	REVISION		
			A3-SIZE	78351	SEE TABLE	GENERAL MARKET	001	B5	1 OF 4

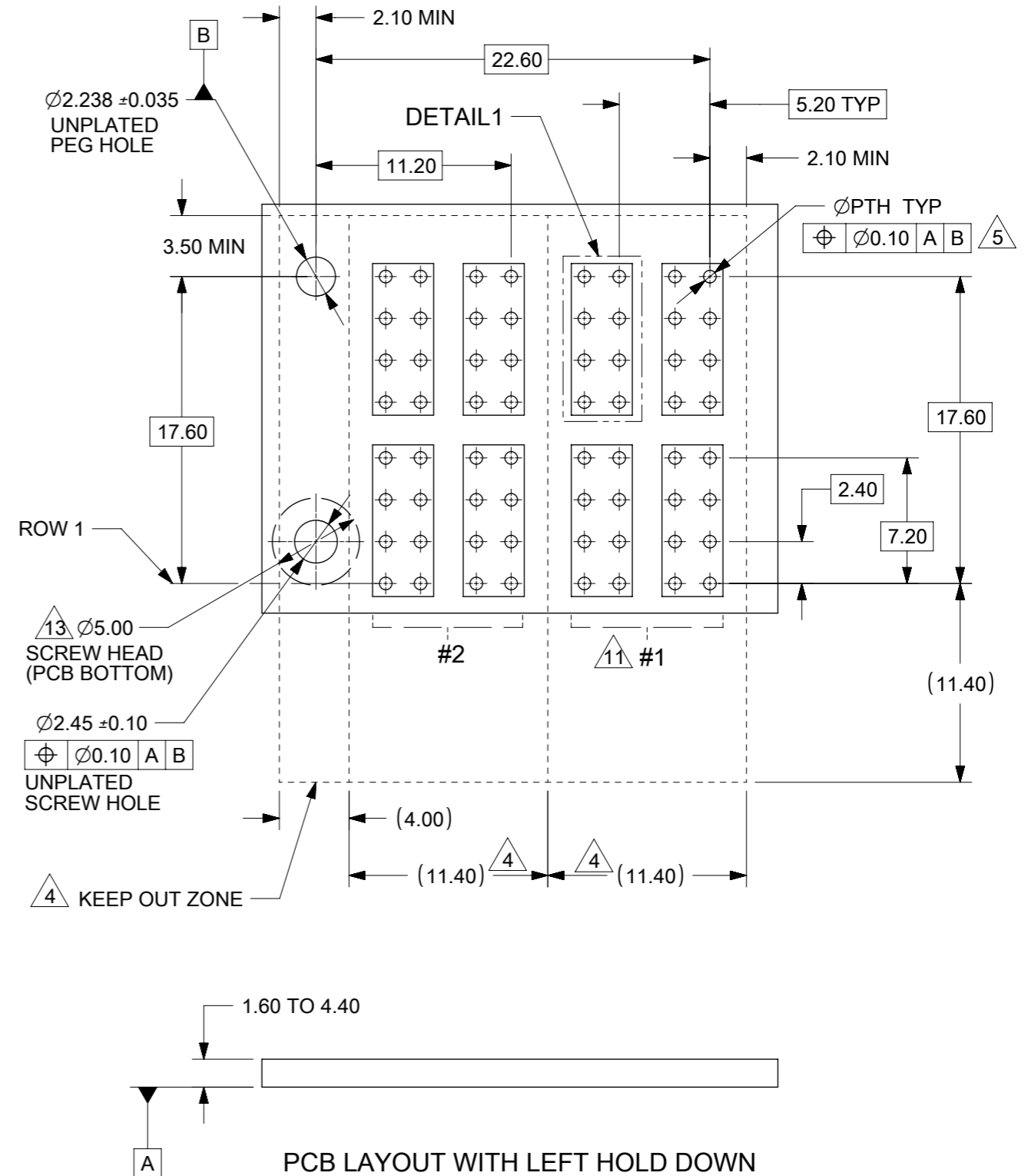
LEFT HOLD DOWN OPTION



Z-Z



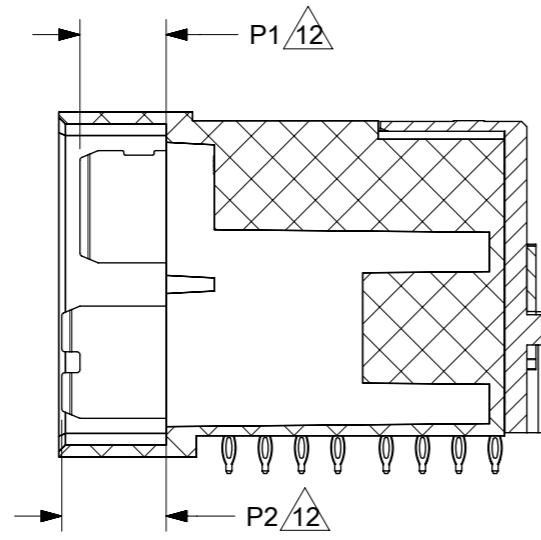
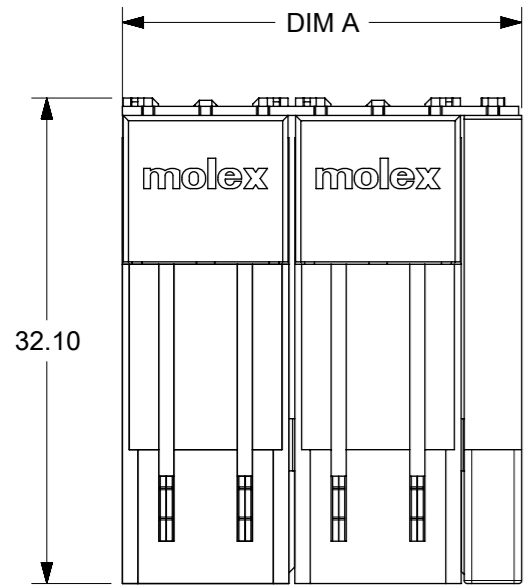
DETAIL1



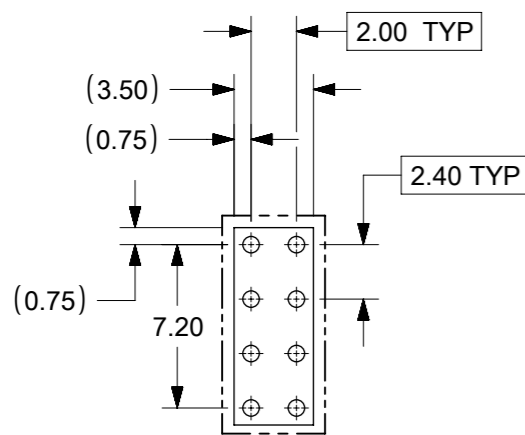
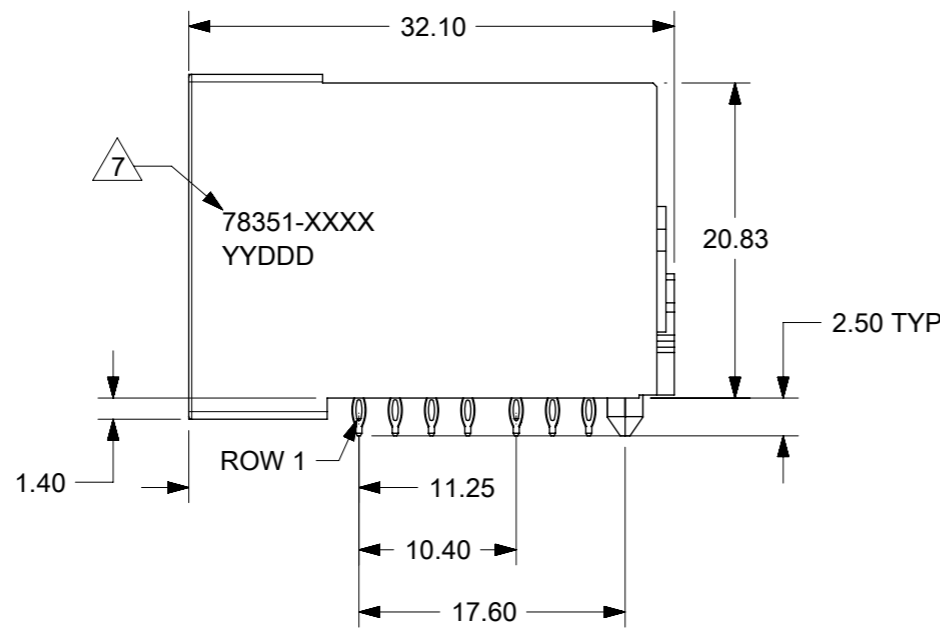
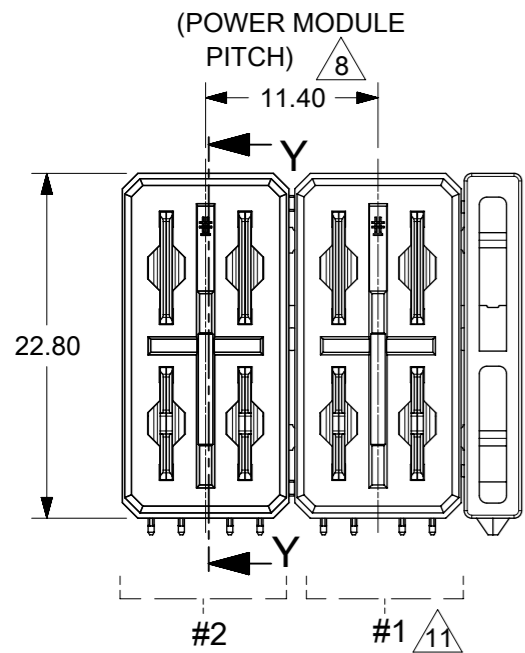
PCB LAYOUT WITH LEFT HOLD DOWN
(COMPONENT SIDE SHOWN)

THIS DRAWING CONTAINS INFORMATION THAT IS PROPRIETARY TO MOLEX ELECTRONIC TECHNOLOGIES, LLC AND SHOULD NOT BE USED WITHOUT WRITTEN PERMISSION									
DIMENSION UNITS		SCALE		CURRENT REV DESC: CORRECT TYPO				molex	
mm		NTS		SHT1-E2					
GENERAL TOLERANCES (UNLESS SPECIFIED)									
ANGULAR TOL ± 3.0°				EC NO: 622922		2019/02/14		IMPACT POWER, 5 PAIR HEADER WITH HOLD DOWN PRESS FIT	
4 PLACES ±				DRWN: BREVANSIDDAB		2019/08/23		PRODUCT CUSTOMER DRAWING	
3 PLACES ±				CHK'D: CWANG25		2019/09/02		DOCUMENT NUMBER	
2 PLACES ± 0.25				APPR: SHONG		2019/09/02		DOC TYPE	
1 PLACE ±				INITIAL REVISION:		2010/12/15		DOC PART	
0 PLACES ±				DRWN: LNG		2011/11/02		REVISION	
DRAFT WHERE APPLICABLE MUST REMAIN WITHIN DIMENSIONS				THIRD ANGLE PROJECTION		DRAWING		MATERIAL NUMBER	
				DRAWING		SERIES		CUSTOMER	
				A3-SIZE		78351		SEE TABLE	
								GENERAL MARKET	
								SHEET NUMBER	
								2 OF 4	

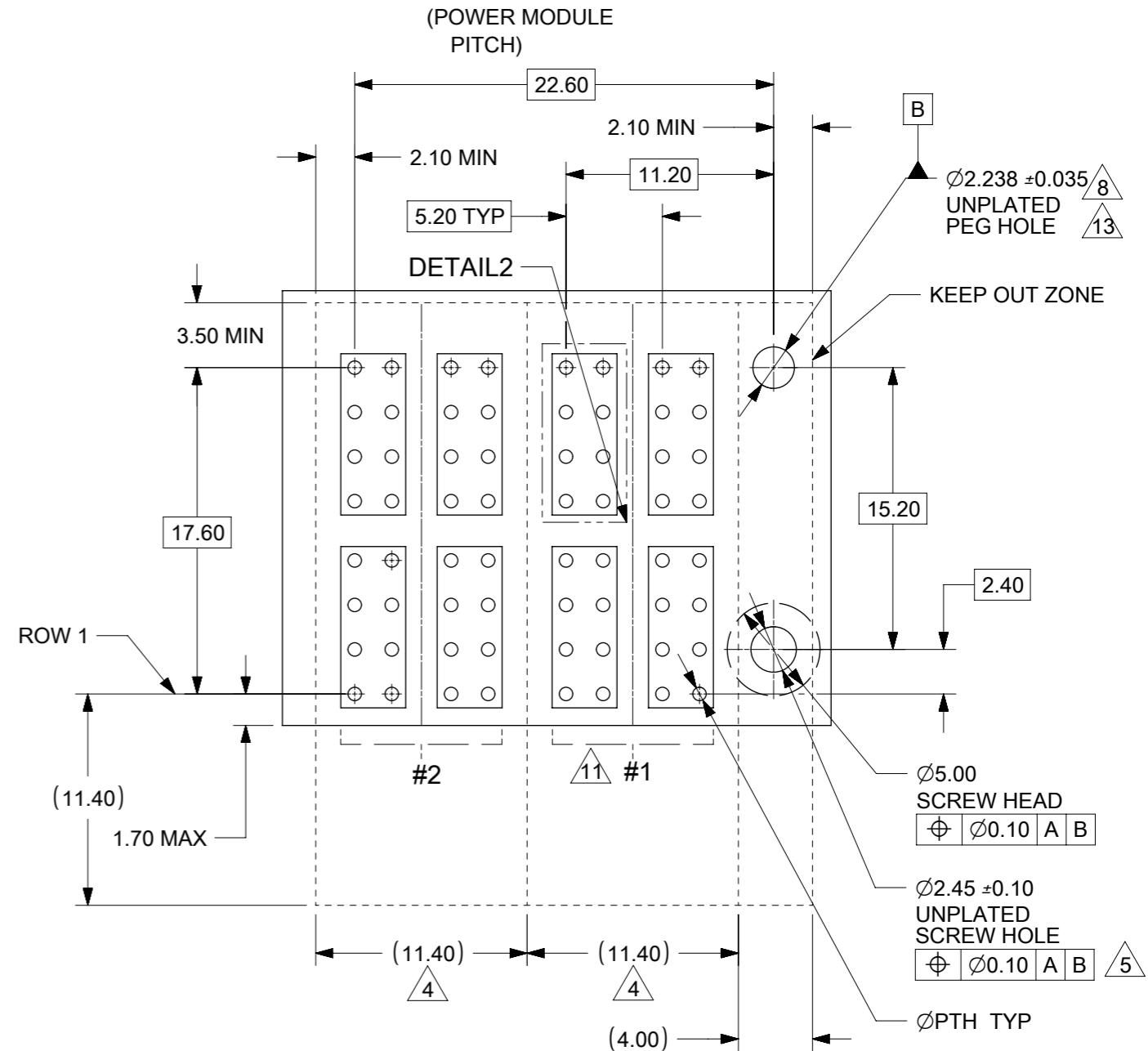
RIGHT HOLD DOWN OPTION



SECTION Y-Y

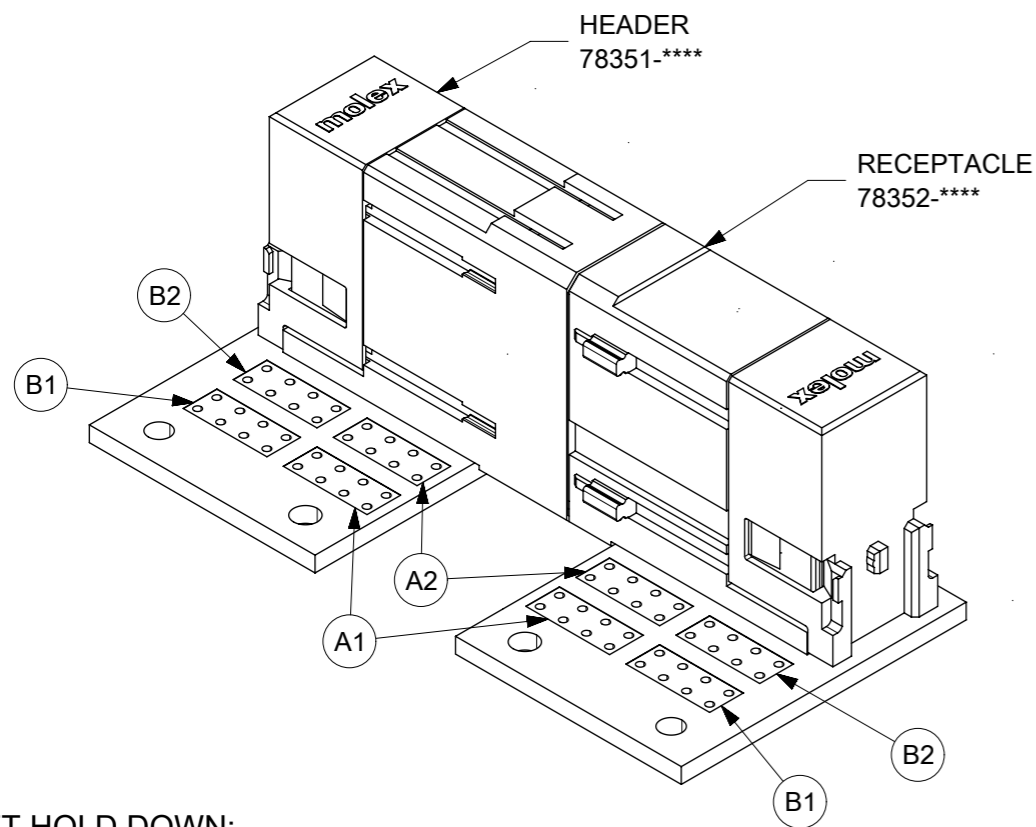


DETAIL2

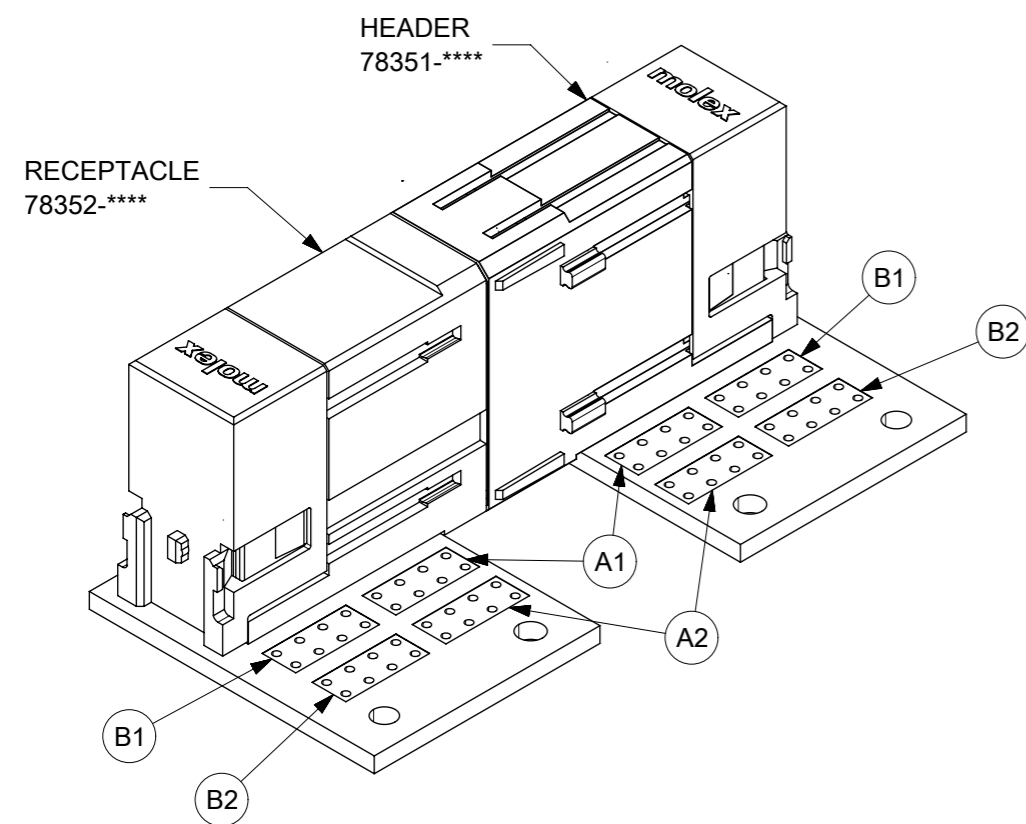


PCB LAYOUT WITH RIGHT HOLD DOWN (COMPONENT SIDE SHOWN)

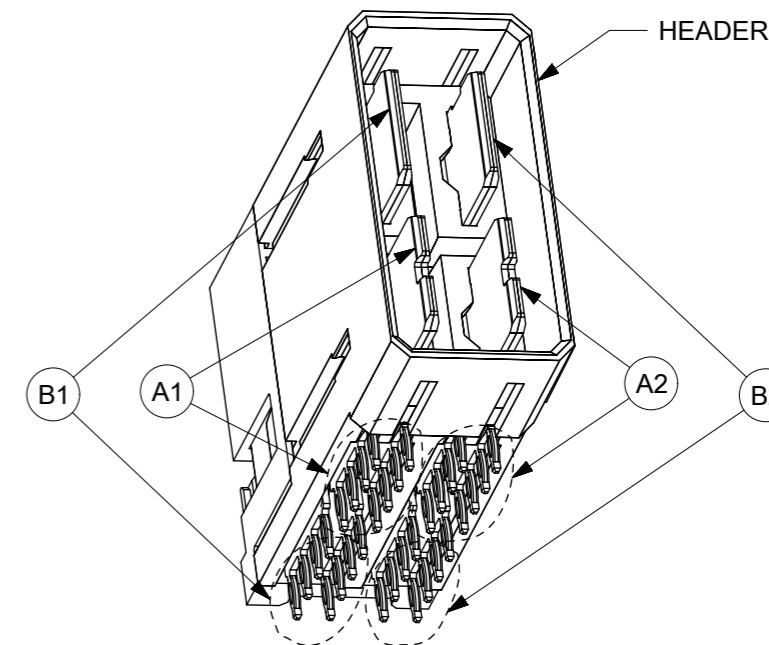
THIS DRAWING CONTAINS INFORMATION THAT IS PROPRIETARY TO MOLEX ELECTRONIC TECHNOLOGIES, LLC AND SHOULD NOT BE USED WITHOUT WRITTEN PERMISSION									
DIMENSION UNITS	SCALE	CURRENT REV DESC: CORRECT TYPO							
mm	NTS	SHT1-E2							
GENERAL TOLERANCES (UNLESS SPECIFIED)					EC NO: 622922 DRWN: BREVANSIDDAB 2019/02/14 CHK'D: CWANG25 2019/08/23 APPR: SHONG 2019/09/02				
ANGULAR TOL ± 3.0°					INITIAL REVISION: DRWN: LNG 2010/12/15 APPR: SHONG 2011/11/02				
4 PLACES ±					DOCUMENT NUMBER				
3 PLACES ±					SD-78351-001				
2 PLACES ± 0.25					DOC TYPE DOC PART REVISION				
1 PLACE ±					PSD 001 B5				
0 PLACES ±					MATERIAL NUMBER CUSTOMER SHEET NUMBER				
DRAFT WHERE APPLICABLE MUST REMAIN WITHIN DIMENSIONS					THIRD ANGLE PROJECTION DRAWING SERIES MATERIAL NUMBER CUSTOMER SHEET NUMBER A3-SIZE 78351 SEE TABLE GENERAL MARKET 3 OF 4				



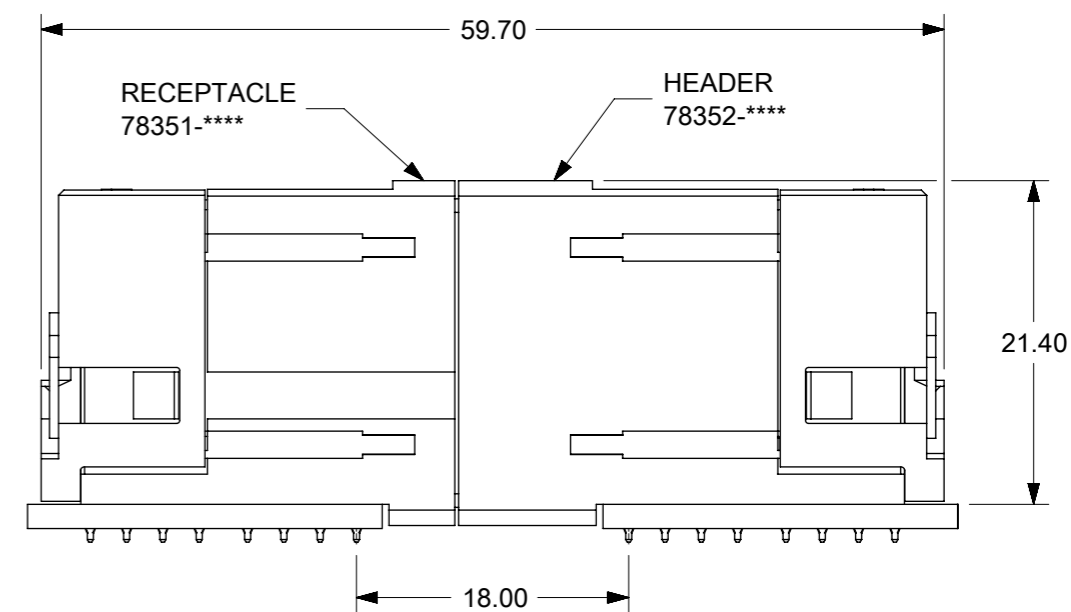
LEFT HOLD DOWN:
1 POWER MODULE AND HOLD DOWN REMOVED TO
ILLUSTRATE CIRCUIT PATH OF MATED SYSTEM



RIGHT HOLD DOWN:
1 POWER MODULE AND HOLD DOWN REMOVED TO
ILLUSTRATE CIRCUIT PATH OF MATED SYSTEM



PIN NUMBER ASSIGNMENT BASED ON HEADER SIDE:
A1, B1 ON THE LEFT,
A2, B2 ON THE RIGHT.



MATED SYSTEM OF 78351 & 78352

THIS DRAWING CONTAINS INFORMATION THAT IS PROPRIETARY TO MOLEX ELECTRONIC TECHNOLOGIES, LLC AND SHOULD NOT BE USED WITHOUT WRITTEN PERMISSION									
DIMENSION UNITS	SCALE	CURRENT REV DESC: CORRECT TYPO			molex				
mm	NTS	SHT1-E2							
GENERAL TOLERANCES (UNLESS SPECIFIED)					IMPACT POWER, 5 PAIR HEADER WITH HOLD DOWN PRESS FIT				
ANGULAR TOL	±	3.0°	EC NO: 622922		PRODUCT CUSTOMER DRAWING				
4 PLACES	±		DRWN: BREVANSIDDAB 2019/02/14		DOCUMENT NUMBER				
3 PLACES	±		CHK'D: CWANG25 2019/08/23		SD-78351-001				
2 PLACES	±	0.25	APPR: SHONG 2019/09/02		DOC TYPE DOC PART REVISION				
1 PLACE	±		INITIAL REVISION:		PSD 001 B5				
0 PLACES	±		DRWN: LNG 2010/12/15						
DRAFT WHERE APPLICABLE MUST REMAIN WITHIN DIMENSIONS		THIRD ANGLE PROJECTION	DRAWING	SERIES	MATERIAL NUMBER	CUSTOMER	SHEET NUMBER		
			A3-SIZE	78351	SEE TABLE	GENERAL MARKET	4 OF 4		