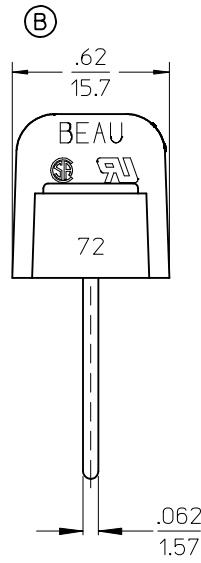
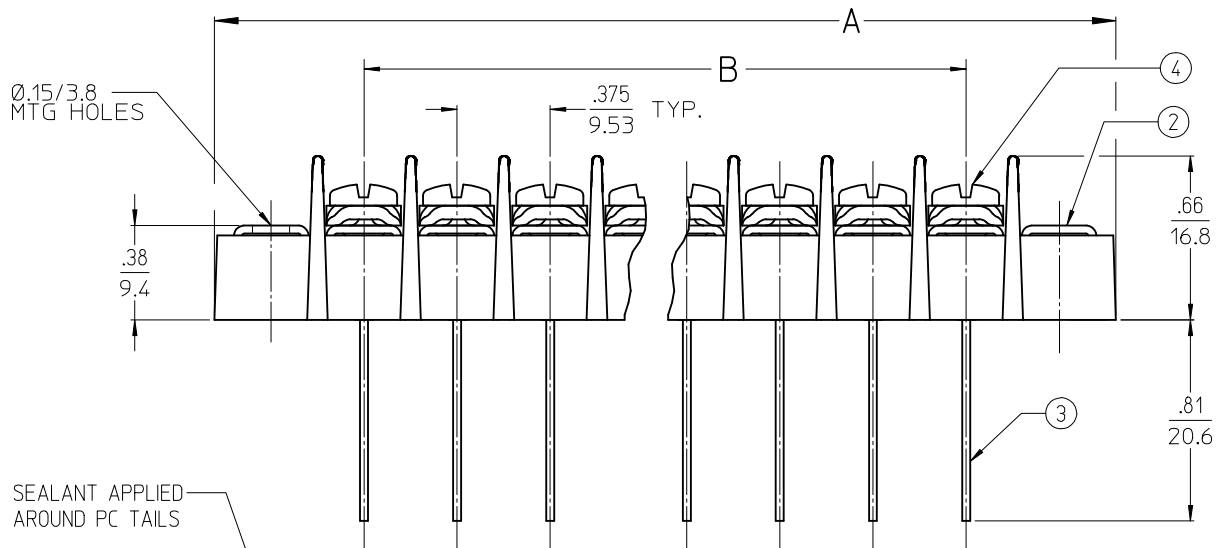
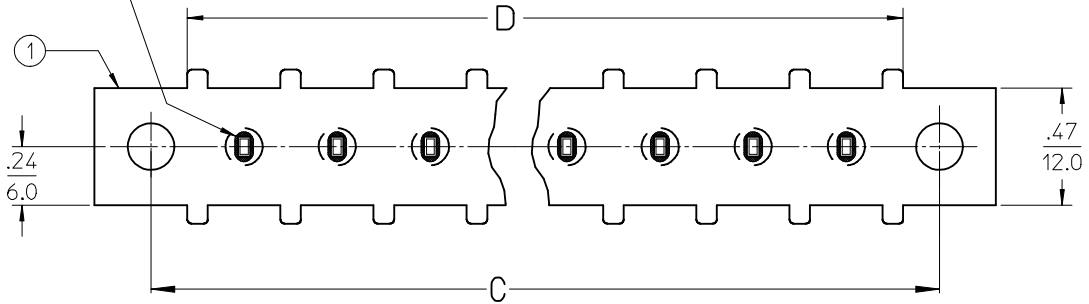


PTH PATTERN



- NOTES:
1. MATERIAL: SEE TABLE
 2. FINISH: SEE TABLE
 3. ELECTRICAL SPECS:
MAX VOLTAGE: 300V (-50 OPT, 12 AWG)
MAX CURRENT: 25A
 4. PRODUCT SPEC: PS-38710-001
 5. SCREW TIGHTENING TORQUE: 12 IN LBS. (MAX)
 6. WIRE STRIP LENGTH: .31 (7.8mm)
 7. WIRE RANGE: 22 TO 12AWG
 8. PART IS RoHS COMPLIANT
 9. DIMS. SHOWN ARE FOR REFERENCE ONLY
 10. XX REFERES TO NUMBER OF POLES

SEALANT APPLIED AROUND PC TAILS



POLES	ASSY. NO.	ENG NO.	A IN/mm	B IN/mm	C IN/mm	D IN/mm
08	387291066	72708-50-81-SP398	3.83/97.3	2.625/66.68	3.375/85.73	3.08/78.3
12	387291067	72708-50-81-SP399	5.33/135.4	4.125/104.78	4.875/123.83	4.58/116.4

TABLE

ITEM	QTY.	DESCRIPTION	MATERIAL	FINISH
4	XX	SCREW & WASHER, #6-32X.25, PAN, PH/SL -50	STEEL	ZN CLEAR CHROMATE
3	XX	TERMINAL, WW EXTRA LONG	BRASS	TIN PLATE
2	2	MOUNTING PLATE	BRASS	NICKEL PLATE
1	1	INSULATOR, SR, PC	PBT	BLACK

REV D NOTES: ADD END VIEW
 EC NO: IPG2017-0467
 DRAWN BY: DRWINRSTONE 2016/11/10
 CHECKED BY: RUPERT 2016/11/14
 APPR: BWOODMAN 2016/11/30

QUALITY SYMBOLS
 ▽=0
 ▽=0

GENERAL TOLERANCES (UNLESS SPECIFIED)
 DIMENSION STYLE: IN/MM
 SCALE: 2:1
 DESIGN UNITS: INCH
 THIRD ANGLE PROJECTION

	mm	INCH
4 PLACES	± ---	± ---
3 PLACES	± ---	± .005
2 PLACES	± 0.13	± .01
1 PLACE	± 0.3	± ---

ANGULAR ± 2 °

DRAFT WHERE APPLICABLE MUST REMAIN WITHIN DIMENSIONS

DRAWN BY: RSTONE DATE: 2014/07/18
 CHECKED BY: B ARDEN
 APPROVED BY: JFMURPHY DATE: 2014/08/02

TITLE: .375 SR BTS WW-81 SPECIAL WITH SEALED TERM. HOLES
 MOLEX INCORPORATED
 DOCUMENT NO. SD-38729-074
 SHEET NO. 1 OF 1

THIS DRAWING CONTAINS INFORMATION THAT IS PROPRIETARY TO MOLEX INCORPORATED AND SHOULD NOT BE USED WITHOUT WRITTEN PERMISSION