

PART NUMBER CODING

MPP- 100-05-DS-4GR(S1402)

INSULATOR MATERIAL

1 = BROWN PPS

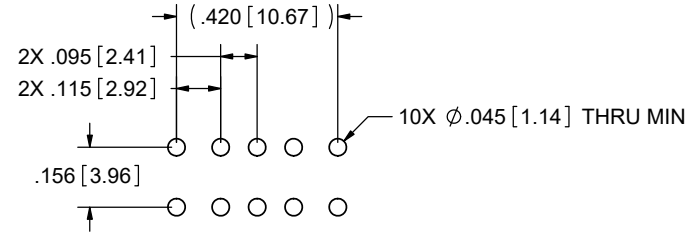
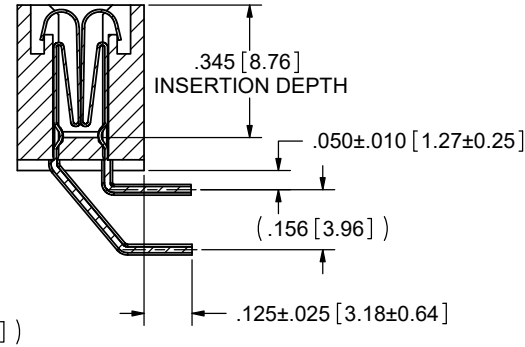
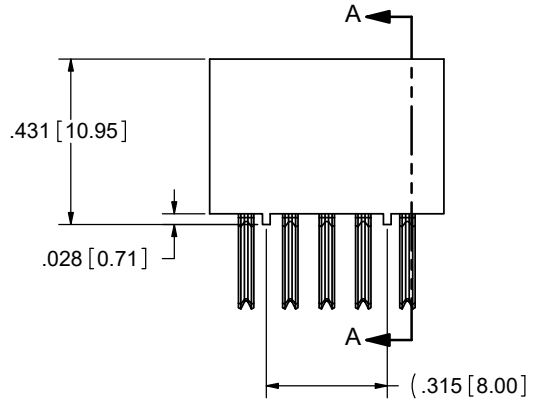
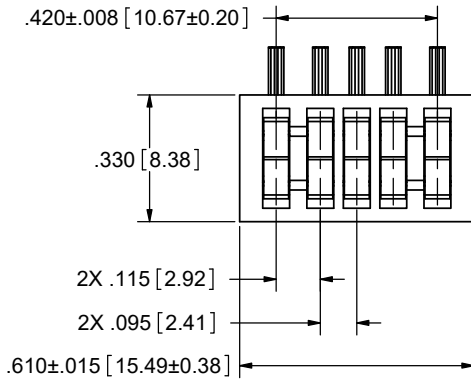
OPERATING TEMP: -65°C TO +200°C

PROCESSING TEMP: 260°C FOR 20 SECS MAX

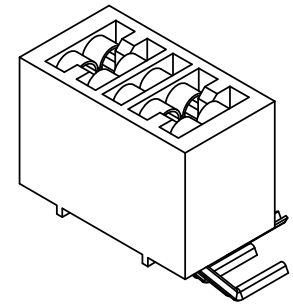
8= NATURAL BROWN PEEK

OPERATING TEMP: -65°C TO +250°C

PROCESSING TEMP: 260°C FOR 20 SECS MAX



FOOT PRINT LAYOUT RECOMMENDED



NOTES:

- INSULATOR MATERIAL: SEE PART NUMBER CODING
- CONTACT MATERIAL: SPINODAL
- PLATING: .000050" MIN NICKEL UNDERPLATE
CONTACT SURFACE: .000030" GOLD
TERMINATION: .000010" GOLD
- OPERATING TEMPERATURE: SEE PART NUMBER CODING
- PROCESSING TEMP: SEE PART NUMBER CODING
(CONSULT FACTORY FOR SPECIAL SOLDERING REQUIREMENT)
- UL FLAMMABILITY RATING: 94V-0
- OPERATING VOLTAGE: 700 VAC
- CURRENT RATING: 6 AMP PER CONTACT PAIR
- CONTACT RESISTANCE: 30 MILLI OHMS MAX
- INSULATION RESISTANCE: 5000 MEGA OHMS
- DURABILITY: 500 CYCLES MIN
- CONNECTOR IDENTIFICATION: THE PART SHALL BE MARKED WITH A PART NUMBER AND LOT CODE
- MODIFICATION: SHORTING CONTACTS ALL POSITIONS. RIGHT ANGLE BEND, .156" ROW SPACING, .125" TAIL LENGTH FROM SIDE OF BODY AFTER BEND. CONTACT CENTERS .095"/.115", .345" INSERTION DEPTH

REVISIONS				
REV.	ECO. NO	DESCRIPTION	DATE	BY
B	2094	CORRECTED DIM. (.430 WAS .420) & ADDED FOOT PRINT LAYOUT RECOMMENDED (Ø.045 WAS Ø.043)	12/28/2009	TT
C	2834	ADD '8' MATERIAL OPTION	8/30/2013	JH
D	4368	UPDATE OPERATING TEMP TO 250C FOR MTL CODE '8' (WAS 200C), NOTE 8 (WAS 3A), ADD TOL TO 1ST RA BEND, REF TO RAB ROW SPACING	12/8/2021	JH

CUSTOMER COPY



RoHS COMPLIANT

UNLESS OTHERWISE SPECIFIED: DIMENSIONS ARE IN INCHES (MM)		DRAWN	DATE	NAME	
			8/30/13	JH	
TOLERANCES: ANGULAR: ± 1° DECIMALS .XX= ± .02 [5] .XXX= ± .005 [13] .XXXX= ± .0005 [013]					THE INFORMATION HEREIN CONTAINS PROPRIETARY INFORMATION OF SULLINS ELECTRONICS AND IS NOT TO BE REPRODUCED, USED OR DISCLOSED TO OTHERS FOR ANY PURPOSE EXCEPT AS SPECIFICALLY AUTHORIZED IN WRITING BY AN OFFICER OF SULLINS ELECTRONICS.
TITLE TO-220 & TO-247 SOCKET					REV
PART NUMBER MPP- 100-05-DS-4GR(S1402)					D
SIZE	CAGE CODE	DWG. NO.			
C	54453	C11412			
SCALE: 4:1		SHEET 1 OF 1			