

## ZB5FA58

Harmony XB5, Antimicrobial Flush mounted push button head, plastic, yellow, for legend insertion, Ø30, spring return, dark grey bezel



### Main

|                                 |                                  |
|---------------------------------|----------------------------------|
| Range of Product                | Harmony XB5                      |
| Product or Component Type       | Head for illuminated push-button |
| Device short name               | ZB5                              |
| Product Compatibility           | Integral LED                     |
| Bezel material                  | Dark grey plastic                |
| Mounting diameter               | 1.18 in (30 mm)                  |
| Sale per indivisible quantity   | 1                                |
| Head type                       | Built-in-flush                   |
| Shape of signaling unit head    | Round                            |
| Type of operator                | Spring return                    |
| Operator profile                | Orange flush, unmarked           |
| Operator additional information | For insertion of legend          |

### Complementary

|                                    |  |
|------------------------------------|--|
| CAD overall width                  | 1.46 in (37 mm)  |
| CAD overall height                 | 1.46 in (37 mm)  |
| CAD overall depth                  | 1.18 in (30 mm)  |
| Net Weight                         | 0.04 lb(US) (0.017 kg)   |
| Resistance to high pressure washer | 1015.26 psi (7000000 Pa) 131 °F (55 °C) 0.1 m  |
| Mechanical durability              | 10000000 cycles  |
| Main group                         | Illum push-button  |
| Group of product                   | Flush push with inser of legend  |
| Cap/operator or lens colour        | Orange   |
| Marking                            | Unmarked   |
| Electrical composition code        | M1 6 single front mounting integral LED<br>M2 6 single and double front mounting integral LED<br>M6 2 single front mounting integral LED and transformer<br>M10 2 single front mounting integral LED<br>MF1 2 single front mounting integral LED<br>C4 6 single and double front mounting<br>C14 2 single front mounting<br>SF2 2 single front mounting<br>C3 6 single front mounting integral LED |

### Environment

|                                       |   |
|---------------------------------------|---|
| Protective treatment                  | TC                                      |
| Ambient Air Temperature for Storage   | -40...158 °F (-40...70 °C)              |
| Ambient Air Temperature for Operation | -40...158 °F (-40...70 °C)              |
| Overvoltage category                  | Class II IEC 60536                      |
| IP degree of protection               | IP66 IEC 60529<br>IP67<br>IP69<br>IP69K |
| NEMA degree of protection             | NEMA 13<br>NEMA 4X                      |
| IK degree of protection               | IK03 EN 50102                           |

|                        |   |
|------------------------|---|
| Standards              | GB 14048.5<br>EN/IEC 60947-5-4<br>CSA C22.2 No 14<br>JIS C8201-5-1<br>EN/IEC 60947-1<br>UL 508<br>EN/IEC 60947-5-1<br>JIS C8201-1 |
| Product Certifications | GL<br>CSA<br>DNV<br>BV<br>LROS (Lloyds register of shipping)<br>UL Listed   |
| Vibration resistance   | 5 gn 2...500 Hz)IEC 60068-2-6   |
| Shock resistance       | 30 gn 18 ms) half sine wave acceleration IEC 60068-2-27<br>50 gn 11 ms) half sine wave acceleration IEC 60068-2-27                |







## Ordering and shipping details

|                       |                                     |
|-----------------------|-------------------------------------|
| Category              | 22467-PUSHBUTTONS,22MM(PLASTIC) NEW |
| Discount Schedule     | CS2                                 |
| GTIN                  | 3606481339133                       |
| Nbr. of units in pkg. | 1                                   |
| Package weight(Lbs)   | 0.78 oz (22.0 g)                    |
| Returnability         | No                                  |
| Country of origin     | FR                                  |

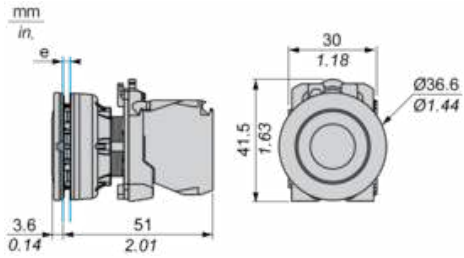
## Packing Units

|                        |                   |
|------------------------|-------------------|
| Unit Type of Package 1 | PCE               |
| Package 1 Height       | 2.15 in (5.45 cm) |
| Package 1 width        | 1.69 in (4.3 cm)  |
| Package 1 Length       | 2.05 in (5.2 cm)  |

## Offer Sustainability

|                            |   |
|----------------------------|---|
| Sustainable offer status   | Green Premium product   |
| California proposition 65  | WARNING: This product can expose you to chemicals including: Di-isodecyl phthalate (DIDP), which is known to the State of California to cause birth defects or other reproductive harm. For more information go to <a href="http://www.P65Warnings.ca.gov">www.P65Warnings.ca.gov</a> |
| REACH Regulation           |  <a href="#">REACH Declaration</a>   |
| REACH free of SVHC         | Yes   |
| EU RoHS Directive          | Pro-active compliance (Product out of EU RoHS legal scope)  <a href="#">EU RoHS Declaration</a>  |
| Toxic heavy metal free     | Yes   |
| Mercury free               | Yes   |
| RoHS exemption information |  <a href="#">Yes</a>   |
| China RoHS Regulation      |  <a href="#">China RoHS Declaration</a>  |
| Environmental Disclosure   |  <a href="#">Product Environmental Profile</a>   |
| Circularity Profile        |  <a href="#">End Of Life Information</a>   |

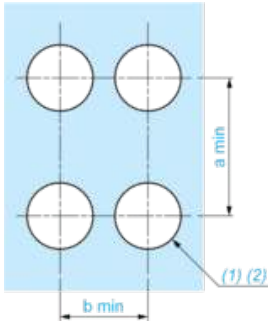
Dimensions



e: Clamping thickness: 1 to 6 mm / 0.04 to 0.24 in.

Panel Cut-out for Pushbuttons, Switches and Pilot Lights (Finished Holes, Ready for Installation)

Connection by Screw Clamp Terminals or Plug-in Connectors



(1) Diameter on finished panel or support

(2)  $\text{Ø}30.75 \text{ mm}$  recommended ( $\text{Ø}30.5 \text{ }_0^{+0.5}$ ) /  $\text{Ø}1.21 \text{ in.}$  recommended ( $\text{Ø}1.20 \text{ in. }_0^{+0.0196}$ )

| Connections                                   | a in mm | a in in. | b in mm | b in in. |
|---|---------|----------|---------|----------|
| By screw clamp terminals or plug-in connector | 40      | 1.57     | 40      | 1.57     |
| By Faston connectors                          | 45      | 1.77     | 40      | 1.57     |

---

Electrical Composition Corresponding to Code C3

---

Electrical Composition Corresponding to Code C4

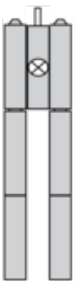
---

Electrical Composition Corresponding to Codes C14, SF2 and SR2

---

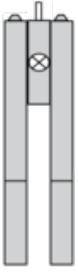
Electrical Composition Corresponding to Codes M1 and M7

---



Electrical Composition Corresponding to Codes M2 and M8

---



### Electrical Composition Corresponding to Codes M6 and P2

---



### Electrical Composition Corresponding to Codes M5, M10, MF1, MR1 and MF2

---



### Legend

---

Single contact

Double contact

Light block

Possible location

