FACE VIEW-FEMALE INSERT			FACE VIEW-MALE INSERT		
1 ORANGE 2 BLUE 3 BLACK 4 WHITE 5 RED 6 GREEN/YELLOW	1 WHITE/BLACK 2 BLACK 3 WHITE 4 RED 5 ORANGE 6 BLUE 7 GREEN/YELLOW	1 ORANGE 2 BLUE 3 WHITE/BLACK 4 BLACK 5 WHITE 6 RED 7 GREEN/YELLOW 8 RED/BLACK	1 ORANGE 2 BLUE 3 BLACK 4 WHITE 5 RED 6 GREEN/YELLOW	1 WHITE/BLACK 2 BLACK 3 WHITE 4 RED 5 ORANGE 6 BLUE 7 GREEN/YELLOW	1 ORANGE 2 BLUE 3 WHITE/BLACK 4 BLACK 5 WHITE 6 RED 7 GREEN/YELLOW 8 RED/BLACK

	PART NO	ENGINEERING NO.	FINISHED LENGTH
	1300110008	226020A01F030	3FT [0.9M]
B	1300110082	227020A01M300	30M [98FT 5 IN]
	1300110158	228020A01M600	60M [196FT 10 IN]

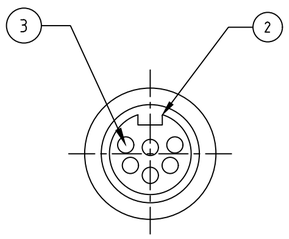

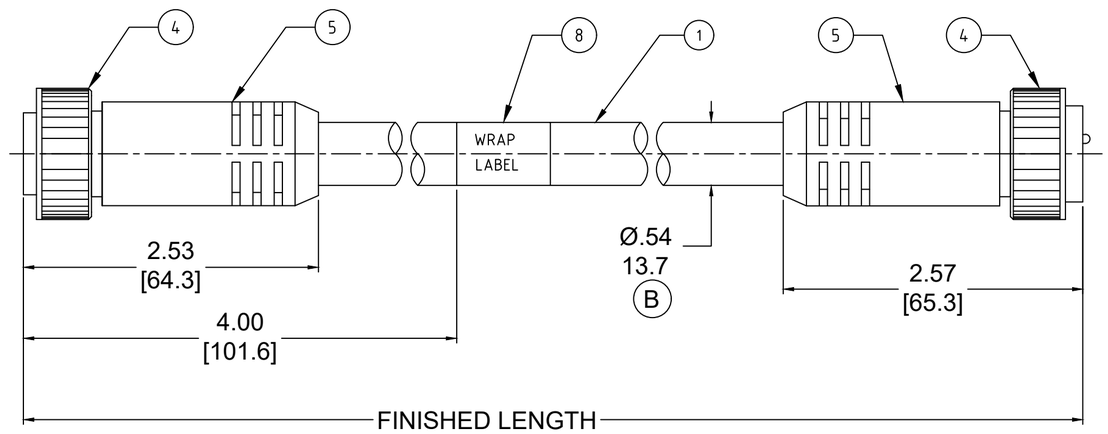

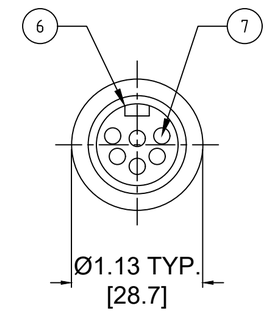

NOTES:

1. MATERIAL: AS NOTED
2. FINISH: AS NOTED
3. ELECTRICAL:
   6 POLE: VOLTAGE: 400V PER IEC60664
   600V PER UL2238
   CURRENT: 8A
   7 POLE: VOLTAGE: 320V PER IEC60664
   600V PER UL2238
   CURRENT: 8A
   8 POLE: VOLTAGE: 320V PER IEC60664
   600V PER UL2238
   CURRENT: 7A
4. TEMP RATING: -20°TO +105°C
5. PROTECTION: IP67 (WHEN MATED)
6. COUPLING THREAD: 1"-16 UN
7. UL RECOGNIZED FILE: E152210
   CSA CERTIFIED FILE: LR6837 (B)
8. ALL DIMENSIONS ARE FOR REFERENCE UNLESS TOLERANCED OR NOTED OTHERWISE

PART NO. MATRIX

227020A01M010

POLES (6,7,8)

FINISHED LENGTH:
M005= 0.5 METER
M010= 1 METER
M100= 10 METER

F010= 1 FOOT
F100= 10 FEET

CABLE LENGTH TOLERANCES
>.3M [1FT]: +19mm-0 [+.75in-0]
.3 - .9M [1 - 3FT]: +44.5mm-0 [+1.75in-0]
.9 - 1.8M [3 - 6FT]: +55.6mm-0 [+2.19in-0]
1.8 - 3.7M [6 - 12FT: +88.9mm-0 [+3.50in-0]
3.7 - 7.3M [12 - 24FT]: +165.1mm-0 [+6.50in-0]
7.3-14.6M [24 - 48FT]: +317.5mm-0 [+12.50in-0]
14.6 - 30.5M [48-100FT]: +622.3mm-0 [+24.50in-0]
OVER 30M [100FT] +2% OF FINISHED LENGTH

ITEM	DESCRIPTION	MATERIAL	FINISH	
8	WRAP LABEL	VINYL	BLACK/YELLOW	
7	CONTACT PIN	COPPER ALLOY	GOLD PLATED	
6	MALE INSERT	TPE	YELLOW	B
5	OVERMOLD	TPE	YELLOW	B
4	COUPLING	ZINC DIE-CAST	BLACK	
3	CONTACT SOCKET	COPPER ALLOY	GOLD PLATED	
2	FEMALE INSERT	TPE	YELLOW	B
1	CABLE, 16AWG, TPE,STOOW	PVC JACKET	YELLOW	

THIS DRAWING CONTAINS INFORMATION THAT IS PROPRIETARY TO MOLEX ELECTRONIC TECHNOLOGIES, LLC AND SHOULD NOT BE USED WITHOUT WRITTEN PERMISSION

FUNCTIONAL SYMBOLS: FA=0, FC=0, FP=0
DIVISIONAL SYMBOLS

DIMENSION UNITS: INCH/MM
SCALE: NTS

GENERAL TOLERANCES (UNLESS SPECIFIED)

	mm	INCH
4 PLACES	±----	±----
3 PLACES	±----	±----
2 PLACES	±----	±----
1 PLACE	±----	±----
0 PLACES	±----	±----
ANGULAR TOL ± 0.5 °		

DRAFT WHERE APPLICABLE MUST REMAIN WITHIN DIMENSIONS

CURRENT REV DESC: ITEM# 2, 5 & 6 WERE PVC. ADDED "CSA" IN NOTES. ADDED CABLE DIA. MODIFIED MATERIAL TABLE

EC NO: 643513
DRWN: ABENJAMINLW 2020/07/29
CHK'D: RSTONE 2020/08/28
APPR: BWOODMAN 2020/09/15

INITIAL REVISION:
DRWN: RSTONE 2016/11/30
APPR: BWOODMAN 2016/12/20

THIRD ANGLE PROJECTION | DRAWING: C-SIZE | SERIES: 139990

molex

MINI-CHANGE CORDSET, B-SIZE,
6-8 POLE, MALE-FEMALE, STRAIGHT, SINGLE KEY, 16 AWG

PRODUCT CUSTOMER DRAWING

DOCUMENT NUMBER	DOC TYPE	DOC PART	REVISION
SD-130011-006	PSD	001	B

MATERIAL NUMBER	CUSTOMER	SHEET NUMBER
SEE CHART	GENERAL MARKET	1 OF 1

DOCUMENT STATUS	P1	RELEASE DATE	2020/09/15 20:43:15

FORMAT: IN-ACAD-tb-prod-C
REVISION: B
DATE: 2020/01/14