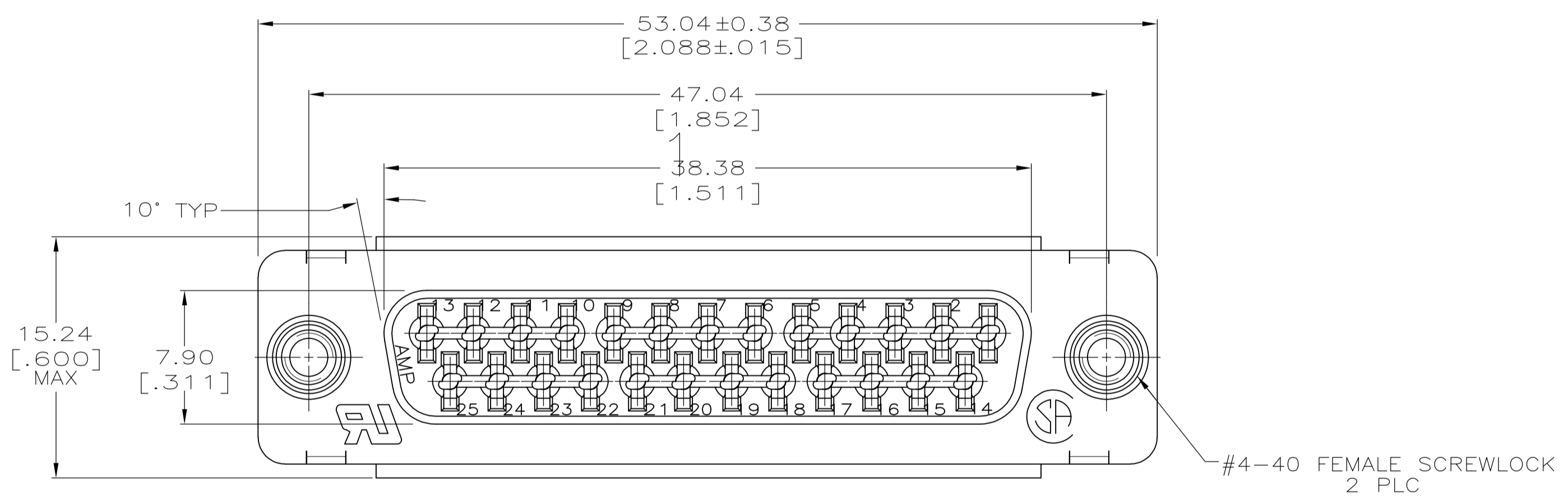
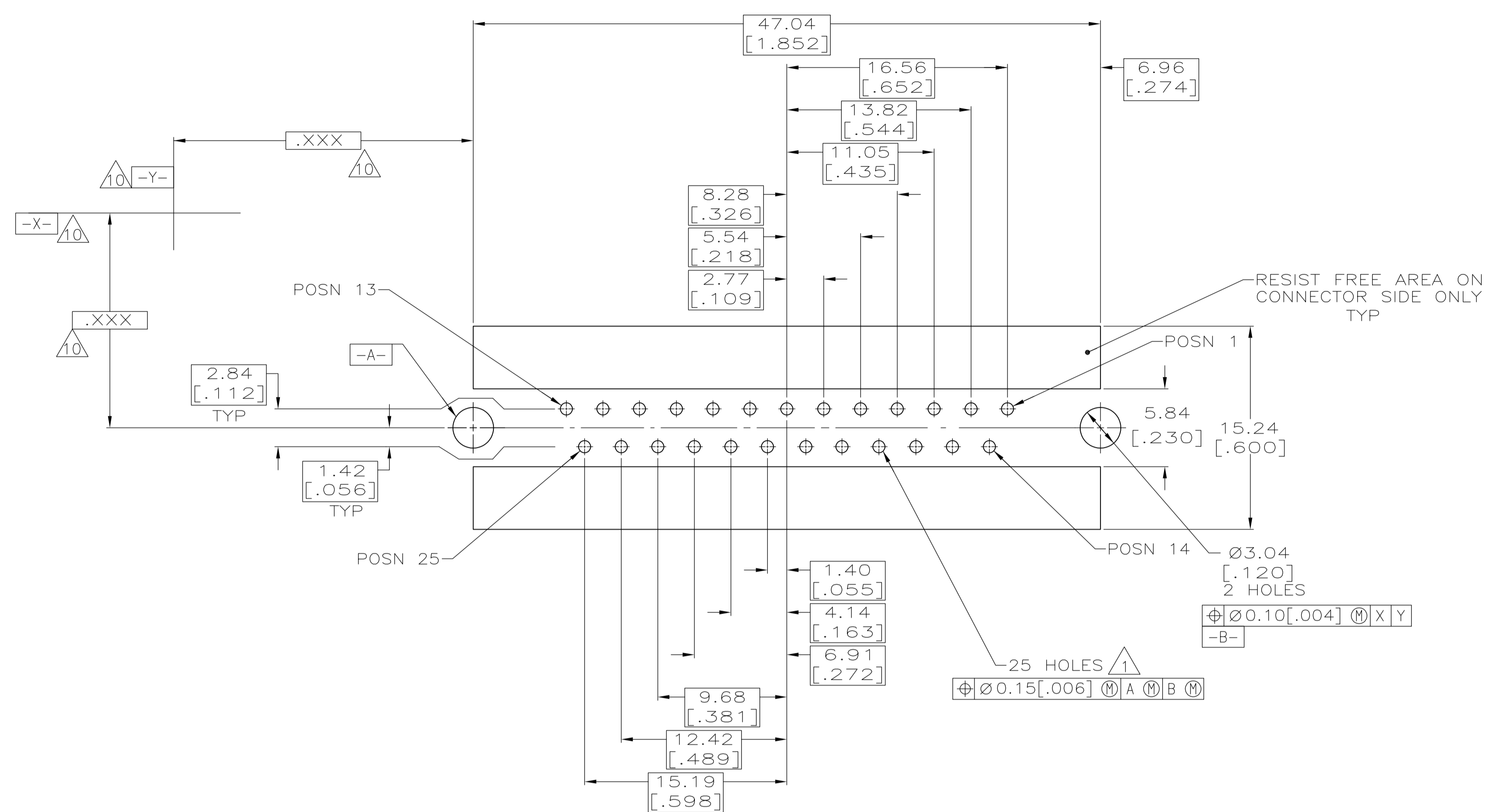
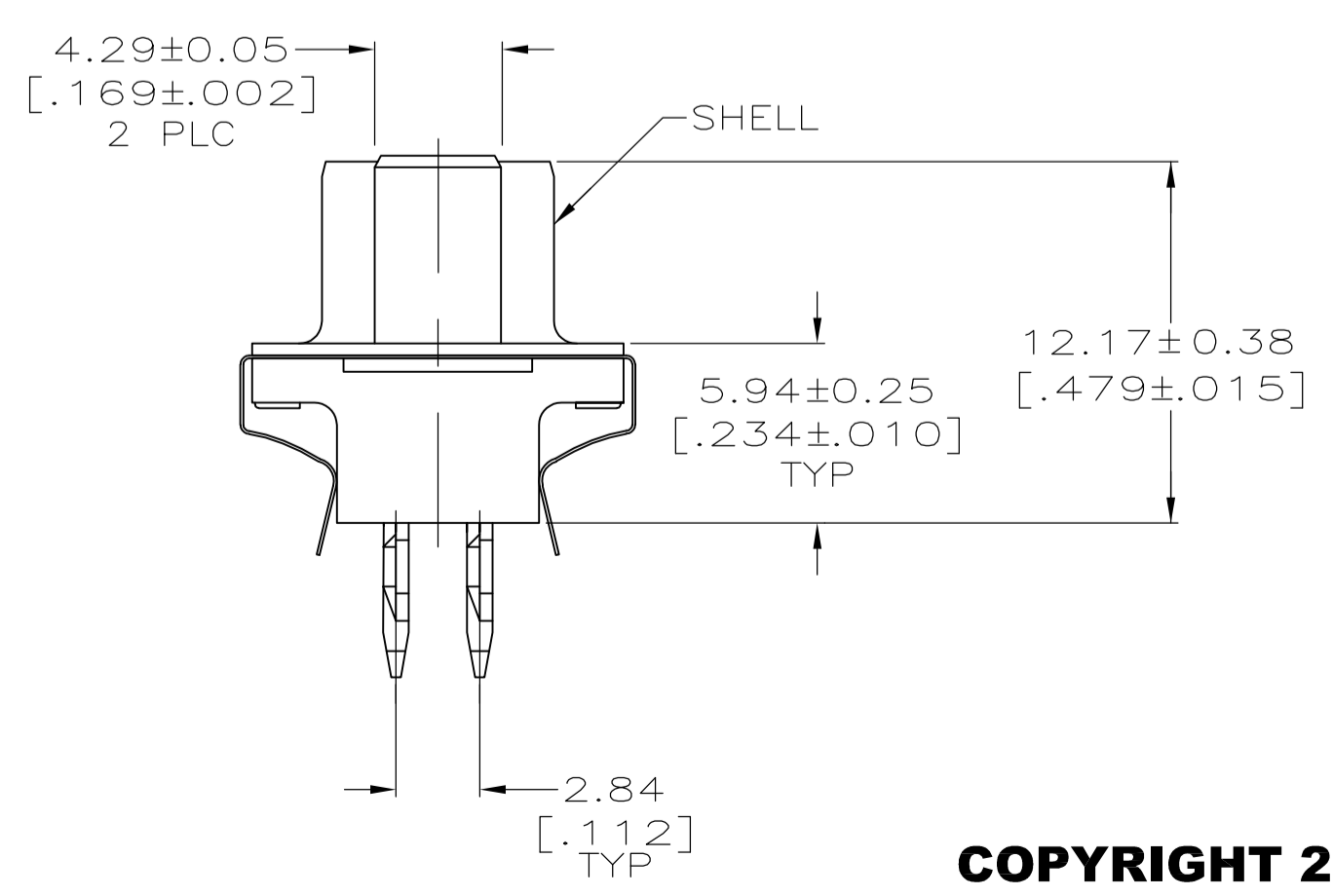
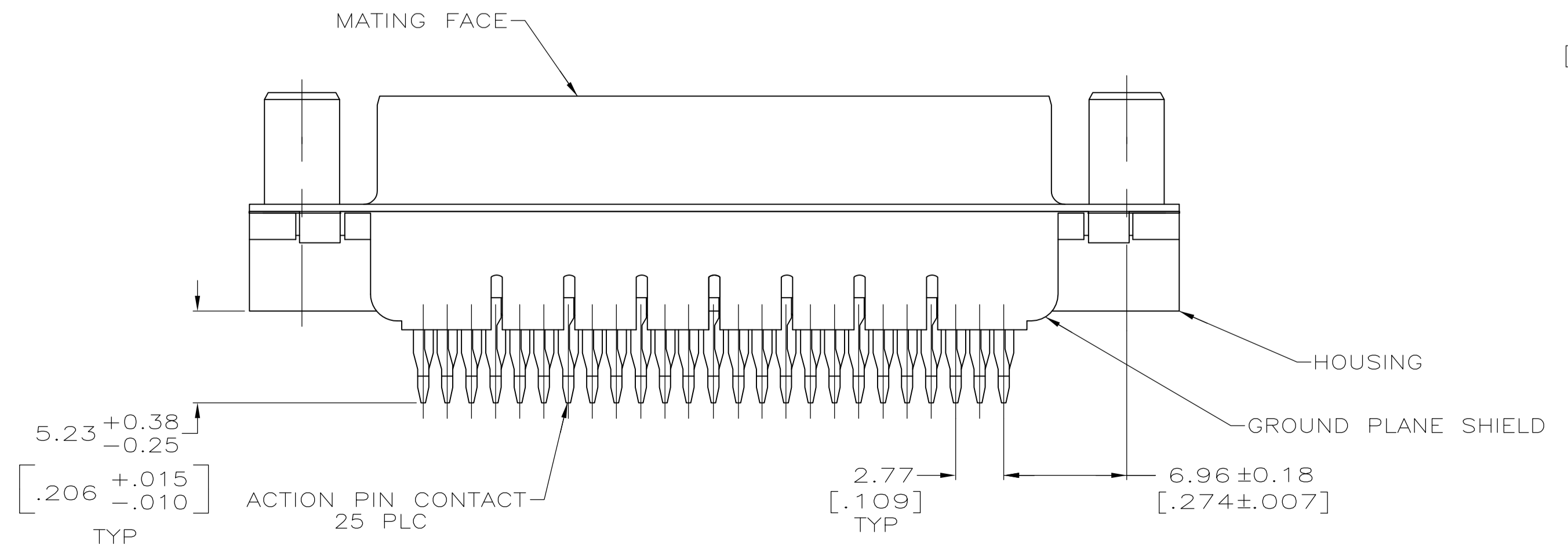


- 1 FOR USE WITH 2.36 [.093] MINIMUM THICK PRINTED CIRCUIT BOARD. REFER TO APPLICATION SPECIFICATION FOR HOLE SIZE AND FINISH RECOMMENDATIONS.
- 2 HOUSING: NYLON OR POLYESTER, UL 94V-0 RATED, BLACK.
- 3 CONTACTS: COPPER ALLOY.
- 4 SHELL: CARBON STEEL.
- 5 SCREWLOCKS: ZINC.
- 6 SHIELD: 1.27µm [.000050] MIN TIN OVER 0.13µm [.000005] MIN NICKEL STRIKE.
- 7 SHELL: 5.08µm [.000200] MIN TIN OVER 2.54µm [.000100] MIN COPPER.
- 8 CONTACTS:
0.76 MICRO METERS [.000030] MINIMUM GOLD IN MATING AREA.
2.54 MICRO METERS [.000100] MINIMUM TIN ON COMPLIANT PIN.
ALL OVER 1.27 MICRO METERS [.000050] MINIMUM NICKEL.
OR
GOLD FLASH OVER PALLADIUM NICKEL.
0.76 MICRO METERS [.000030] MINIMUM TOTAL IN MATING AREA.
2.54 MICRO METERS [.000100] MINIMUM TIN ON COMPLIANT PIN.
ALL OVER 1.27 MICRO METERS [.000050] MINIMUM NICKEL.
- 9 SHIELD: STAINLESS STEEL
- 10 DATUMS AND BASIC DIMENSIONS ESTABLISHED BY CUSTOMERS.
- 11 SCREWLOCKS: CLEAR CHROMATE



RECOMMENDED PC BOARD MOUNTING DIMENSIONS 1
CONNECTOR SIDE OF BOARD



**COPYRIGHT 2005
TYCO ELECTRONICS CORP
ALL RIGHTS RESERVED**

THIS DRAWING IS A CONTROLLED DOCUMENT. DIMENSIONING AND TOLERANCING PER ASME Y14.5M-2009		DIN A FERNANDEZ-DOCKS 04-04-05 CHK S. BOLASH 04-04-05	TE Connectivity	
DIMENSIONS: INCHES		APVD M. WALMSLEY 04-04-05	NAME	
TOLERANCES UNLESS OTHERWISE SPECIFIED: 0. PLC ± - 1. PLC ± - 2. PLC ± 0.13 [.005] 3. PLC ± - 4. PLC ± - ANGLES ± °		PRODUCT SPEC 108-40014	RECEPTACLE ASSEMBLY, SIZE 3, 25 POSITION, ACTION PIN, FRONT METAL SHELL AMPLIMITE HD-20	
MATERIAL FINISH		APPLICATION SPEC 114-40026 1	SIZE A1	CAGE CODE DRAWING NO. 00779
2 3 4 5 9		WEIGHT	SCALE 4:1	SHEET 1 OF 1
6 7 8 11		CUSTOMER DRAWING	REV C	