

CTSF7030F Series

From .13µH to 2.0µH

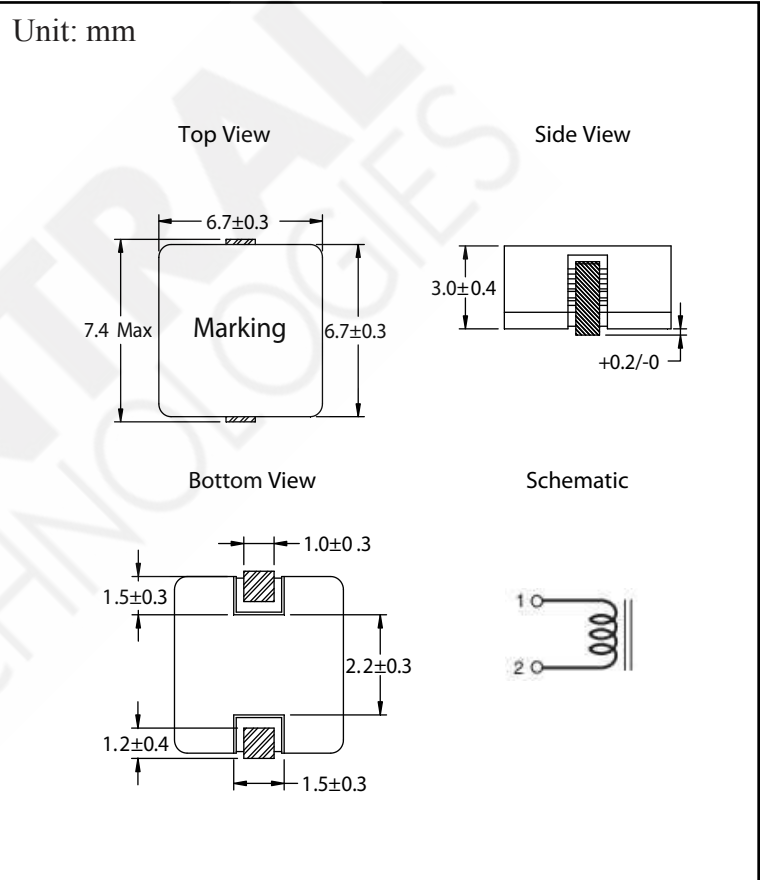
SPECIFICATIONS

*Isat: Value of inductance decrease within 30%
 **I_{rms}: A rise in temperature of core surface is within 50°C

Part Number	Inductance ±20% (µH)	DCR Nom.(Max.) (mΩ)	*Isat(A) Drop ≤30%	**I _{rms} (A) Rise ≤50°C
CTSF7030F-R13M	0.13	0.91(1.00)	48.0	22.0
CTSF7030F-R22M	0.22	1.80(1.98)	40.0	18.0
CTSF7030F-R52M	0.52	3.70(4.07)	20.0	14.0
CTSF7030F-R95M	0.95	6.20(6.82)	13.0	11.0
CTSF7030F-1R2M	1.20	8.60(9.46)	13.0	8.5
CTSF7030F-1R5M	1.50	12.70(13.97)	12.0	7.5
CTSF7030F-2R0M	2.00	14.20(15.62)	9.0	6.5



PHYSICAL DIMENSIONS



CHARACTERISTICS

Description: SMD flat wire high current power inductors

Features:

- Magnetic shielded structure, excellent resistance to electromagnetic interference
- Flat wire winding, achieve a low DC resistance
- Lightweight design, save space, suitable for high density SMT

Applications: Low loss, high efficiency, wide application frequency, and application scope

Operating Temperature: -55°C to +150°C

Inductance Tolerance: ±20%

Testing: Inductance at 100kHz, 0.1V

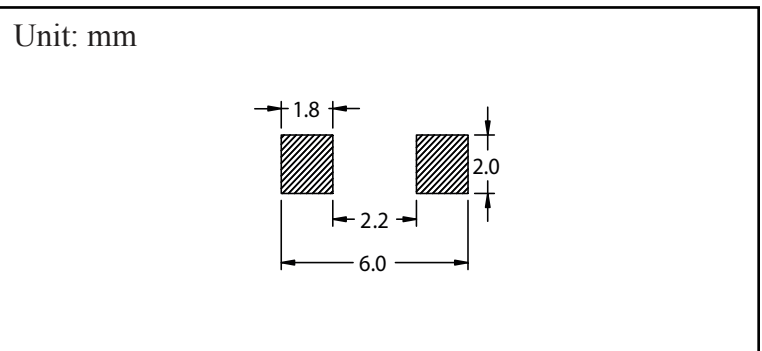
Packaging: Tape & Reel.

Miscellaneous: **RoHS Compliant.**

Additional Information: Additional electrical & physical information available upon request.

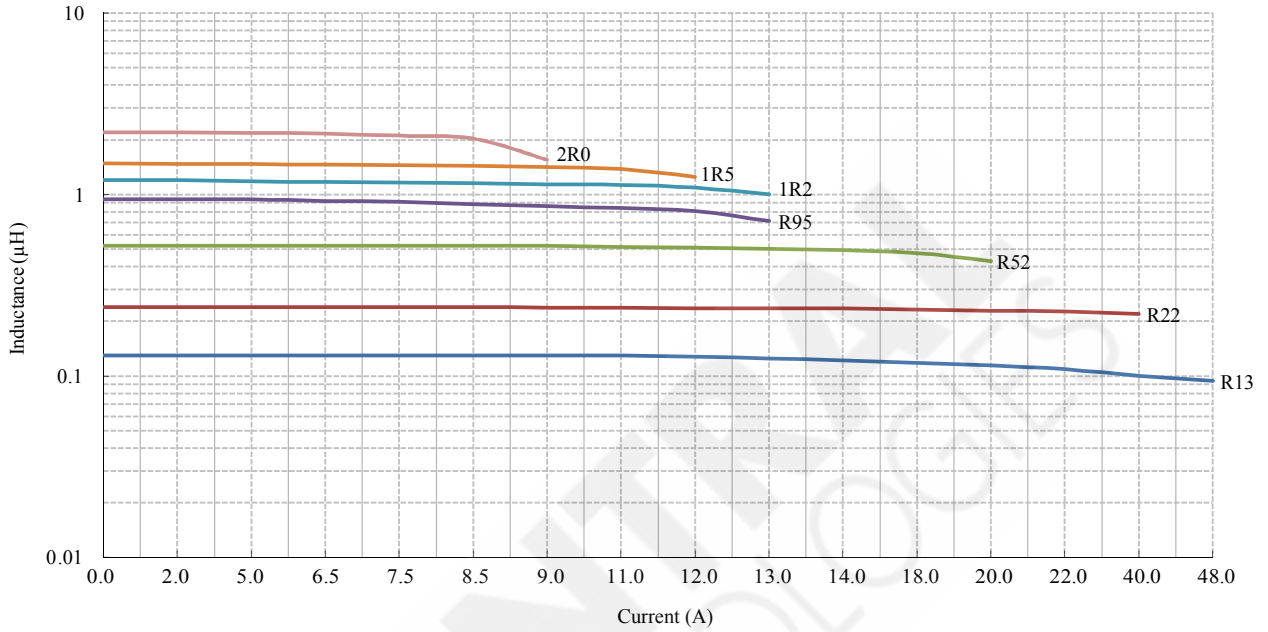
Samples available. See website for ordering information.

PAD LAYOUT



CTSFW7030F Series

Typical Inductance vs Current Characteristics



Typical Temperature Rise vs Current Characteristics

