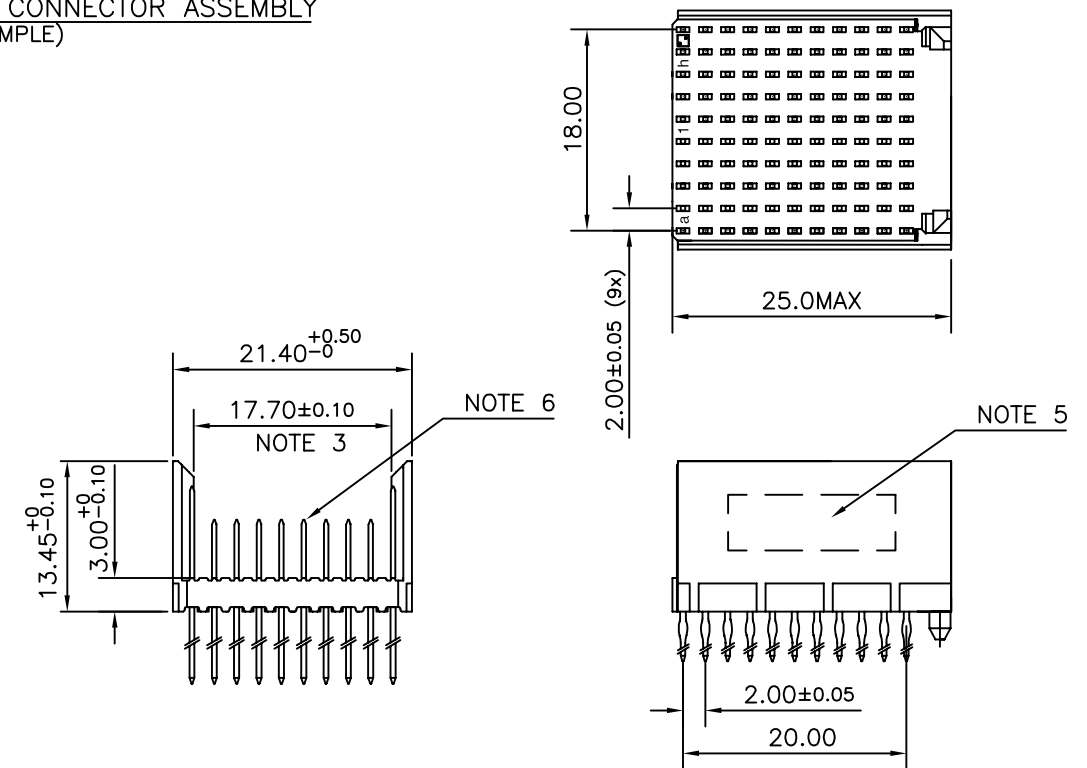


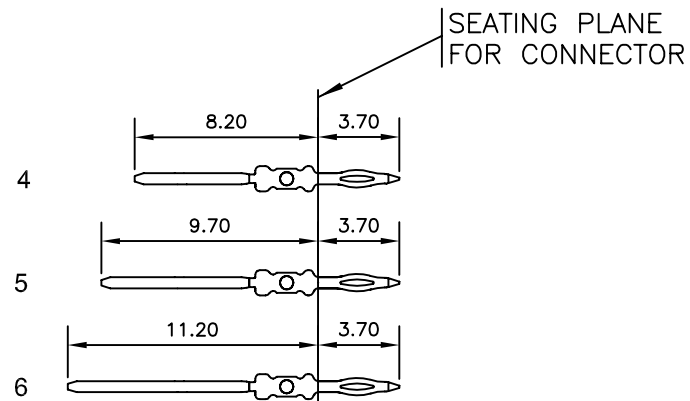
LOADING PATTERN MATING SIDE

y	6	6	6	6	6	6	6	6	6	6
h	5	5	5	5	5	5	5	5	5	5
g	5	5	5	5	5	5	5	5	5	5
f	5	5	5	5	5	5	5	5	5	5
e	5	5	6	5	5	5	5	5	5	5
d	5	6	6	5	5	5	5	5	5	5
c	5	6	6	5	5	5	5	5	5	5
b	5	6	6	5	5	5	5	5	5	5
a	4	5	5	5	5	5	5	5	5	5
z	6	6	6	6	6	6	6	6	6	6
POS	01			05						10

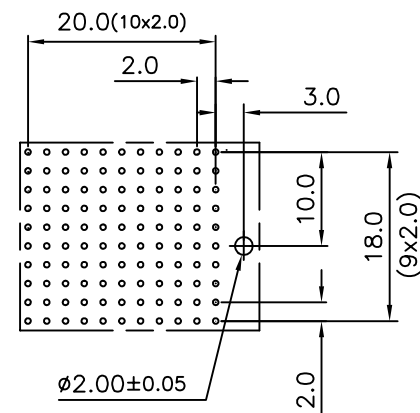
LOADED CONNECTOR ASSEMBLY  
(FOR EXAMPLE)



CONTACT OVERVIEW



LAY-OUT P.C.B.-HOLE



HM2P89PDH1J1 LEAD FREE INDICATOR : LF = LEAD FREE (DIGIT 15 & 16)  
 PLATING CODE (DIGIT 13 AND 14)  
 (REF DRW NO. BS,C , 201844 , 003)

NOTES

- THIS PRODUCT IS CSA APPROVED.
- THIS PRODUCT IS UL RECOGNIZED.
- MEASURED AT THE BOTTOM.
- MATERIAL CONTACT: PHOSPHORBRONZE  
HOUSING: CREAM WHITE GLASS FILLED POLYESTER UL-94V0
- CONNECTOR PRINTED WITH P/N AND DATE CODE.
- FOR ACTUAL CONTACT LOADINGS, SEE LOADING PATTERN MATING SIDE.
- SHAPE OF CONNECTOR HOUSING CAN ALTER DEPENDING ON PRODUCTION LOCATION
- THE PRODUCT (LF) MEETS EUROPEAN UNION DIRECTIVES AND OTHER COUNTRY REGULATIONS AS DESCRIBED IN GS-22-008
- FOR RECOMMENDED PTH DIMENSIONS REFER DRAWING : BS, A , 201572 , 001

CATALOG NO: HM2P89PDH1J1----

mat'l. code SEE NOTE 4		surface ISO 1302 <input checked="" type="checkbox"/>	tolerance ISO 406 ISO 1101	projection 	product family MILLIPACS	
ltr		tolerances unless otherwise specified		MM 	title MPACS 8+2R STR HDR PF CONN TYPE F	
A	ecn no 104-0025	dr MINI	date 2004/04/02			scale —
B	105-0188	MINI	2005/10/13			
C	106-0090	MINI	2006/06/26			
sheet index		revision sheet	c 1	dwg no sheet 1 of 1 size A3		
		dr MINI K VANDANATH 2004/04/02		type Product Customer Drawing		
		enr BIJU K PAUL 2004/04/02				
		chr BIJU K PAUL 2006/06/26				
		appd BIJU K PAUL 2006/06/26				